



US00D449391B1

(12) **United States Design Patent**  
**Kulik**

(10) **Patent No.:** **US D449,391 S**

(45) **Date of Patent:** **\*\* Oct. 16, 2001**

(54) **BUILDING PANEL**

(75) Inventor: **Magnus Kulik**, Vellinge (SE)

(73) Assignee: **Pergo AB**, Trelleborg (SE)

(\*\*) Term: **14 Years**

(21) Appl. No.: **29/130,870**

(22) Filed: **Oct. 11, 2000**

(51) **LOC (7) Cl.** ..... **25-01**

(52) **U.S. Cl.** ..... **D25/138**

(58) **Field of Search** ..... D25/138; 52/578,  
52/588.1, 586.1, 586.2, 782.1, 783.1

(56) **References Cited**

**U.S. PATENT DOCUMENTS**

D. 272,767	*	2/1984	Nemeth	.....	D25/138
1,955,515	*	4/1934	Reed	.....	52/783.1
2,283,582	*	5/1942	Scherer	.....	52/783.1

\* cited by examiner

*Primary Examiner*—Doris Clark

(74) *Attorney, Agent, or Firm*—Stevens, Davis, Miller & Mosher, L.L.P.

(57) **CLAIM**

The ornamental design for a building panel, as shown and described.

**DESCRIPTION**

FIG. 1 is a top view of the building panel according to the invention;

FIG. 2 is an end view of the building panel of FIG. 1 taken along arrow 2 of FIG. 1;

FIG. 3 is a left side view of the building panel of FIG. 1 taken along arrow 3 of FIG. 1;

FIG. 4 is an end view of the building panel of FIG. 1 taken along arrow 4 of FIG. 1;


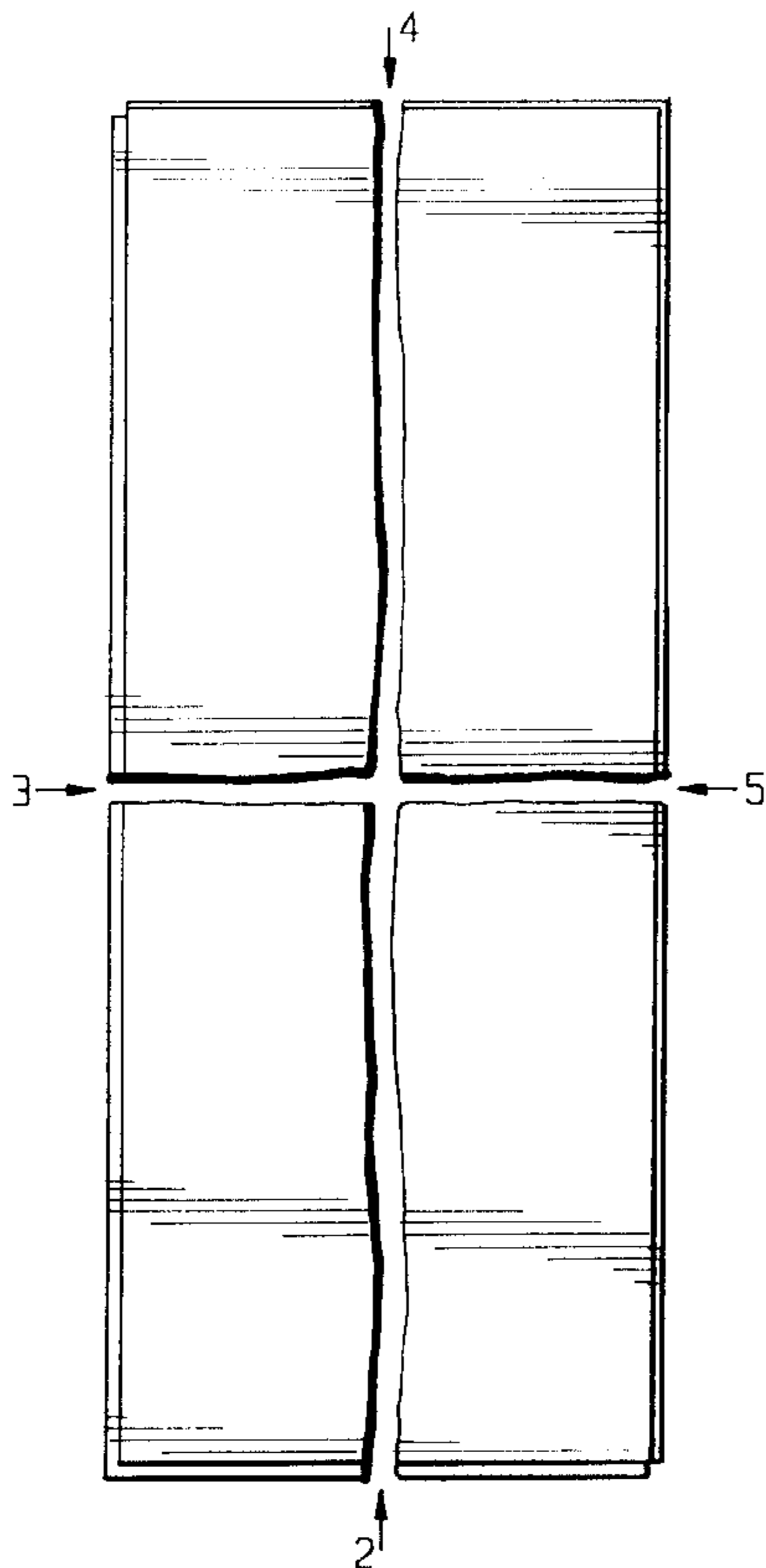
FIG. 5 is a right side view of the building panel of FIG. 1 taken along arrow 5 of FIG. 1;

FIG. 6 is an enlarged view of FIG. 1 to show detail of the edges of the building panel; and,

FIG. 7 is an enlarged bottom view of the building panel of FIG. 6.

The building panel is broken in the center indicating indeterminate length.

**1 Claim, 3 Drawing Sheets**



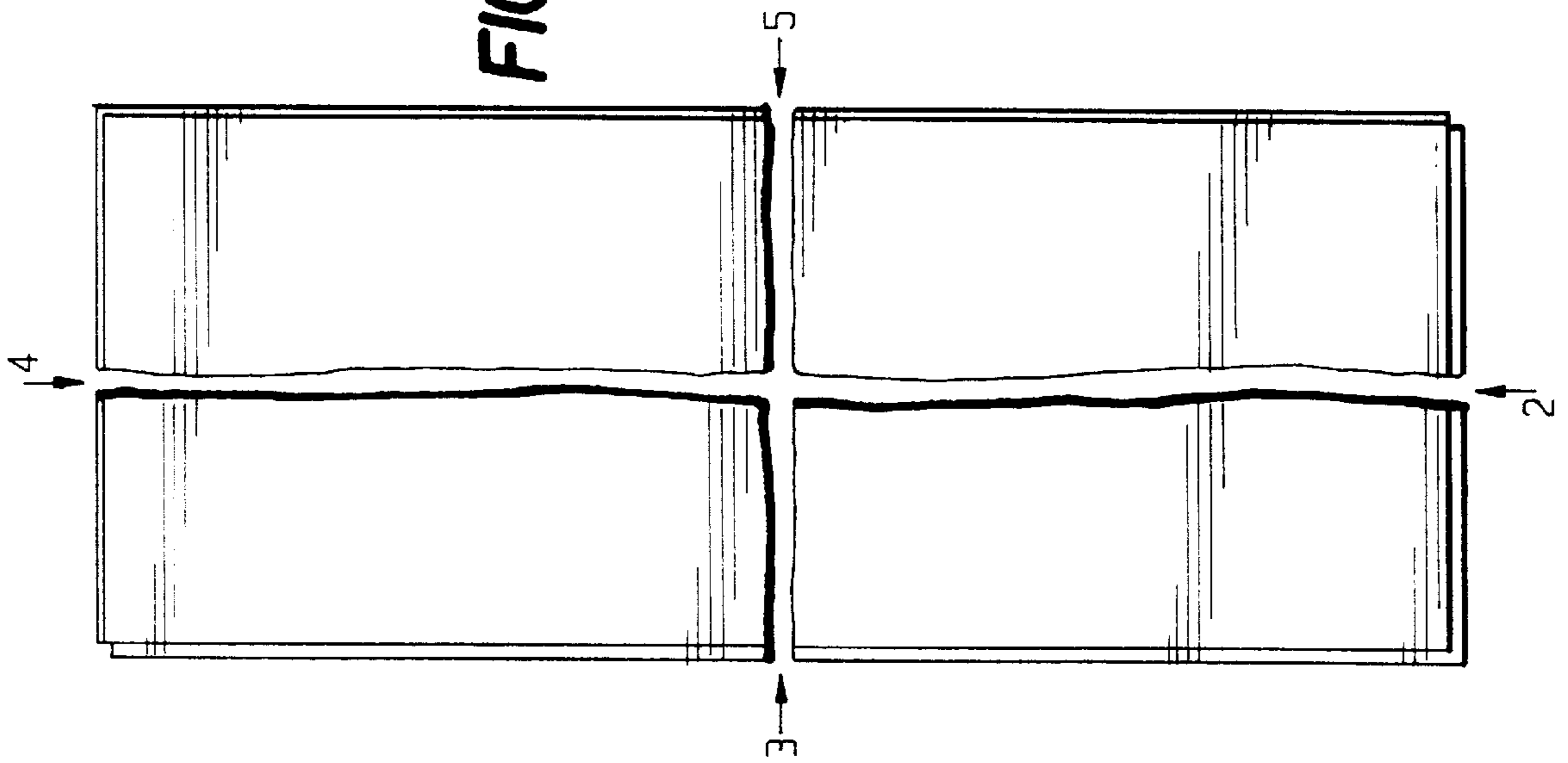


FIG. 2

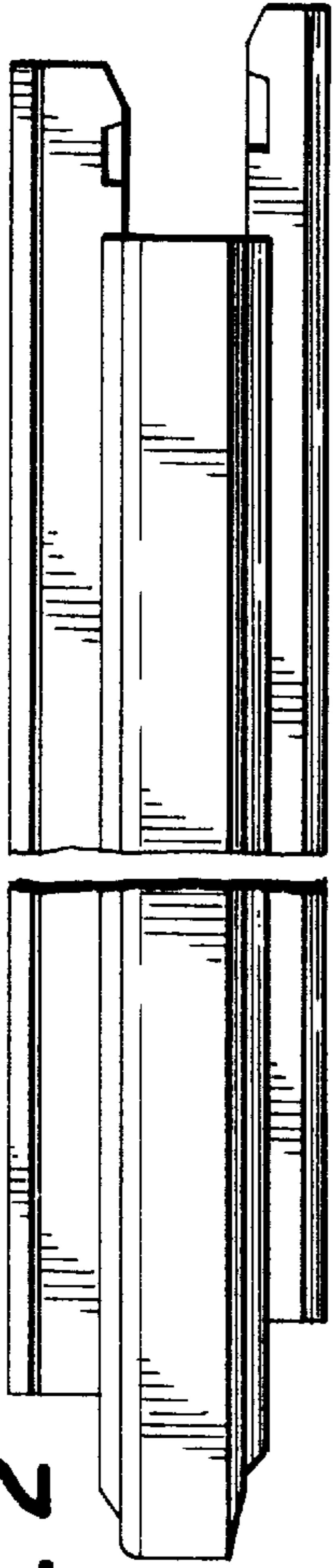


FIG. 3


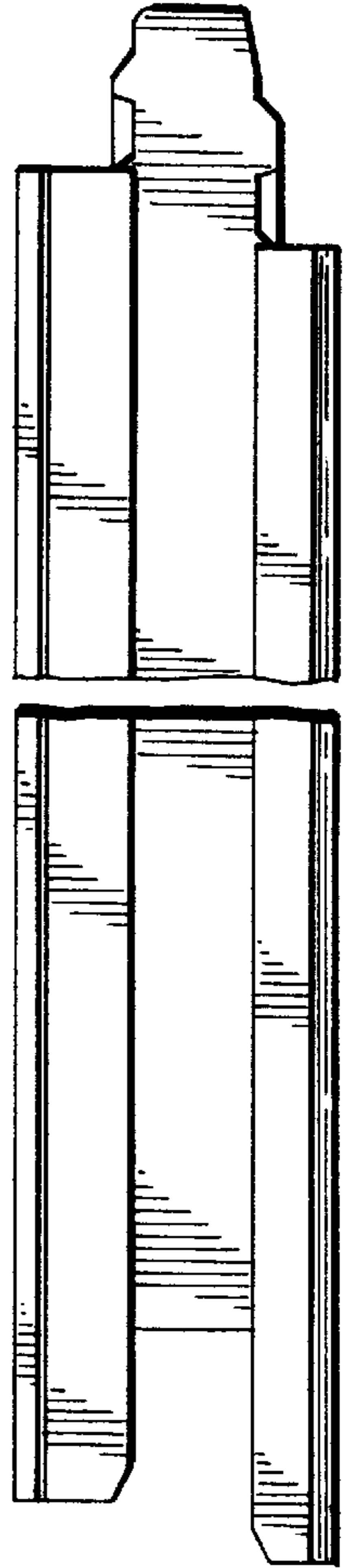
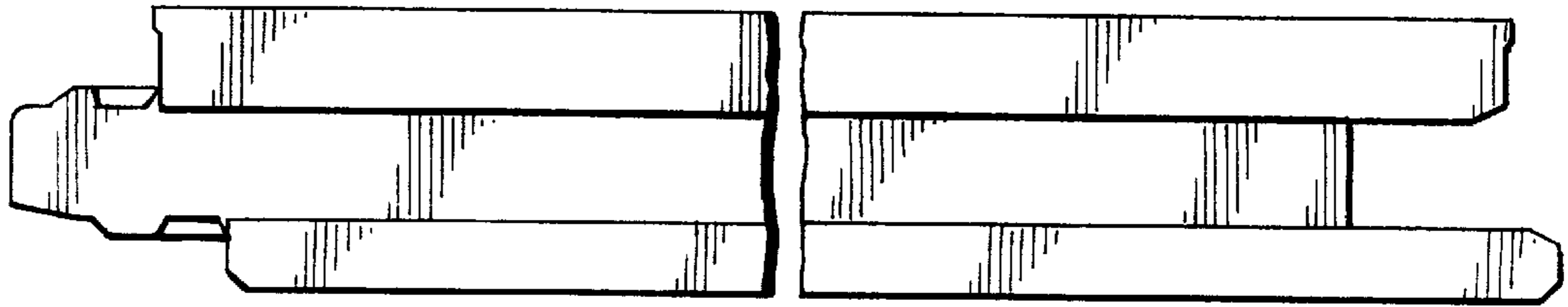



FIG. 4

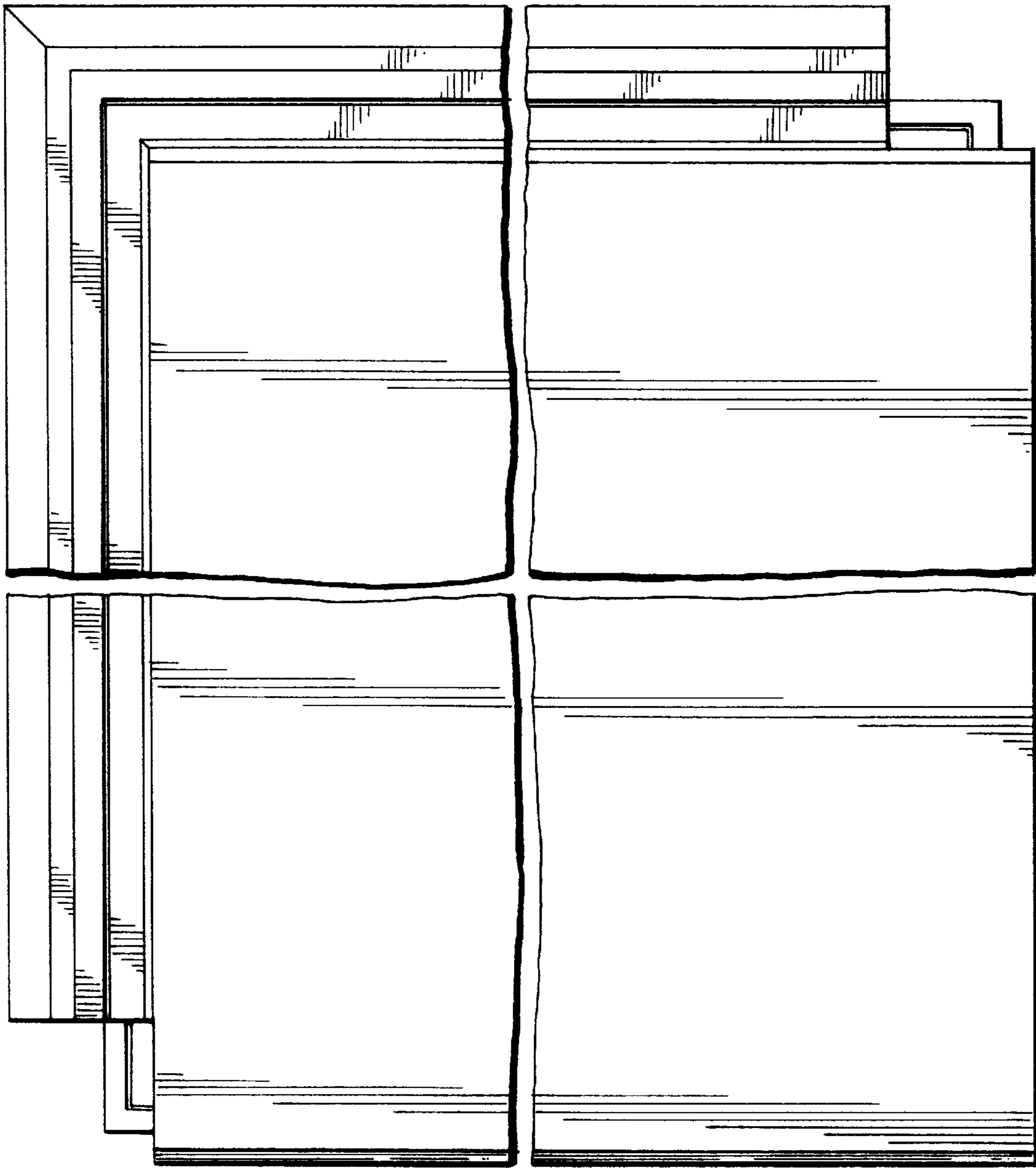




**FIG. 5**

**FIG. 6**





**FIG. 7**