



US00D449382B2

(12) **United States Design Patent**
Collins et al.

(10) **Patent No.:** **US D449,382 S**

(45) **Date of Patent:** **** Oct. 16, 2001**

(54) **SPA ALCOVE**

(75) Inventors: **Sam Collins**, Dallas; **Loren Brooks**, Independence, both of OR (US)

(73) Assignee: **Marquis Corp.**, Independence, OR (US)

(**) Term: **14 Years**

(21) Appl. No.: **29/131,719**

(22) Filed: **Oct. 25, 2000**

(51) **LOC (7) Cl.** **24-04**

(52) **U.S. Cl.** **D24/204; D24/201**

(58) **Field of Search** D24/204, 201;
4/541.1, 541.2, 541.3, 541.4, 541.5, 541.6,
547, 578.1, 579

(56) **References Cited**

U.S. PATENT DOCUMENTS

- D. 259,510 * 6/1981 Reineman D24/204
- D. 294,863 * 3/1988 Kingsley D24/204
- D. 405,186 2/1999 Larsen .
- D. 431,297 9/2000 Larsen et al. .
- 4,953,240 * 9/1990 Gardenier 4/541.3
- 5,682,625 11/1997 Leaverton et al. .

OTHER PUBLICATIONS

Dimension One Spas Brochure, at least as early as Oct., 2000.

Down East Spas Brochure, "Relax in Stylish Comfort," at least as early as Oct., 2000.

Watkins Manufacturing Corporation, Caldera Spas Brochure, "Relax, Recharge and Reconnect," at least as early as Oct., 2000.

L.A. Spas Brochure, at least as early as Oct., 2000.

Watkins Manufacturing Corporation, Hot Spring Spas Brochure, "Relaxation Has Found Its Ultimate Expression," at least as early as Oct., 2000.

Dimension One Spas, Dimension One Spas Brochure, at least as early as Oct., 2000.

Dimension One Spas, "@Home Hot Tubs" Brochure, at least as early as Oct., 2000.

Watkins Manufacturing Corporation, Tiger River Spas Brochure, at least as early as Oct., 2000.

Watkins Manufacturing Corporation, Solana "Serenity made simple" Brochure, at least as early as Oct., 2000.

* cited by examiner

Primary Examiner—Stella Reid

(74) *Attorney, Agent, or Firm*—Miller Nash LLP

(57) **CLAIM**

The ornamental design for a spa alcove, as shown and described.

DESCRIPTION

FIG. 1 is an isometric view from the right hand corner of a spa alcove showing the new design, wherein the broken line depiction of the exterior surface is included merely for illustrative purpose and forms no part of the claimed design.

FIG. 2 is a top plan view of the spa alcove.

FIG. 3 is a cross-sectional view of the spa alcove taken along line 3—3 of FIG. 1 and shows contours of the side and bottom interior surfaces; and,

FIG. 4 is a cross-sectional view of the spa alcove taken along lines 4—4 of FIG. 1 and shows contours of the side and bottom interior surfaces.

The exterior surfaces of the spa alcove form no part of the claimed design.

1 Claim, 2 Drawing Sheets

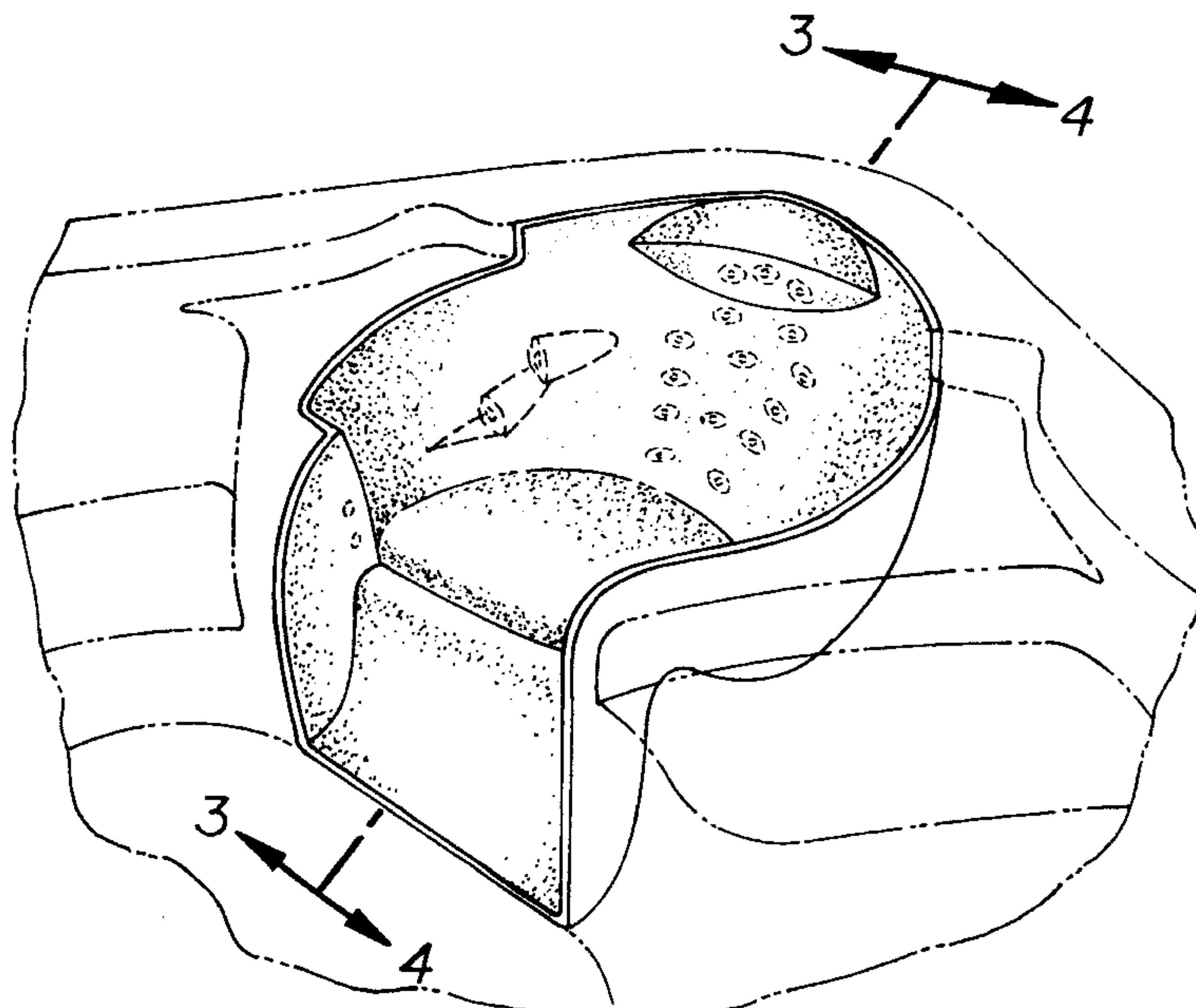


FIG. 1

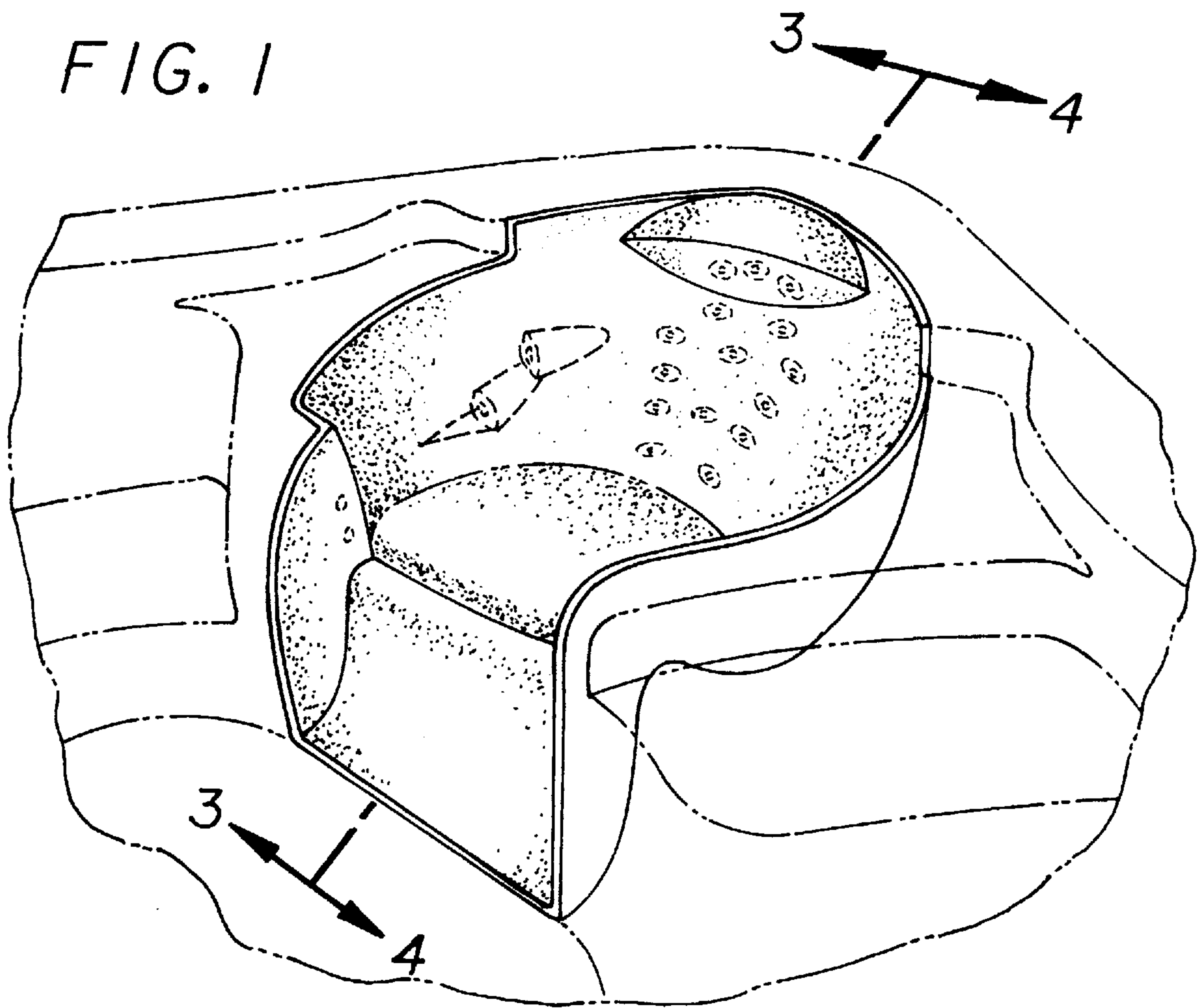


FIG. 2

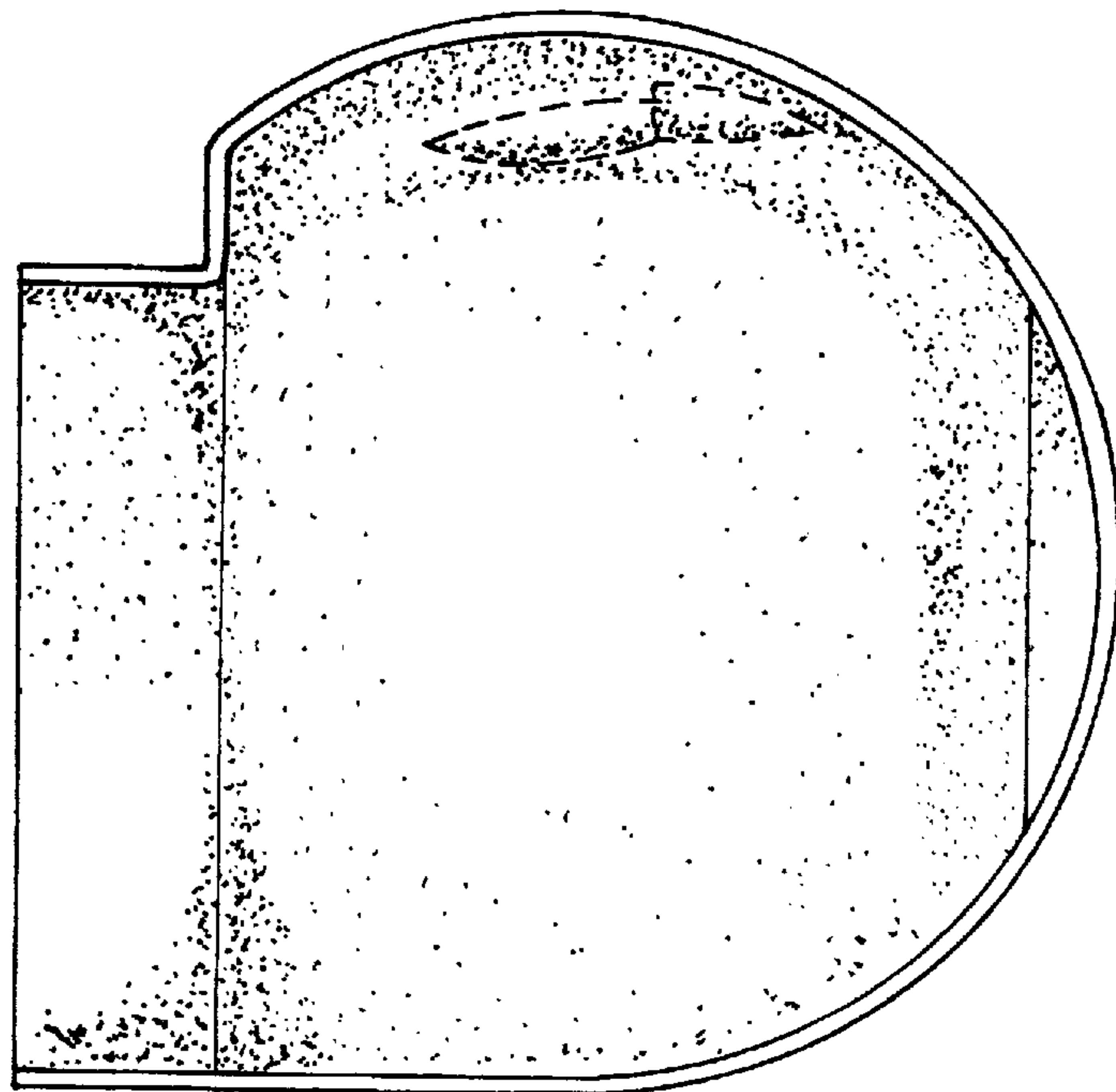


FIG. 3

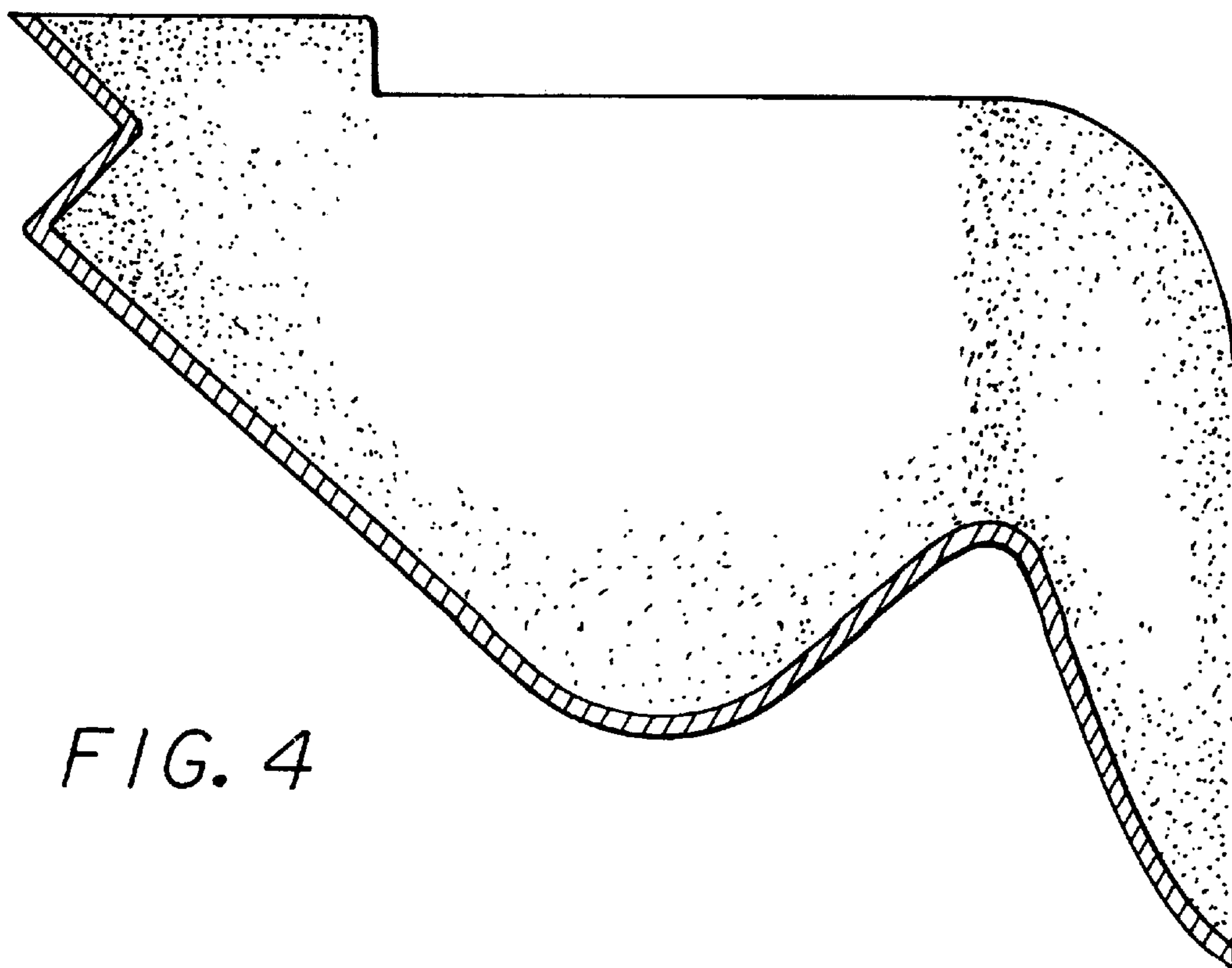
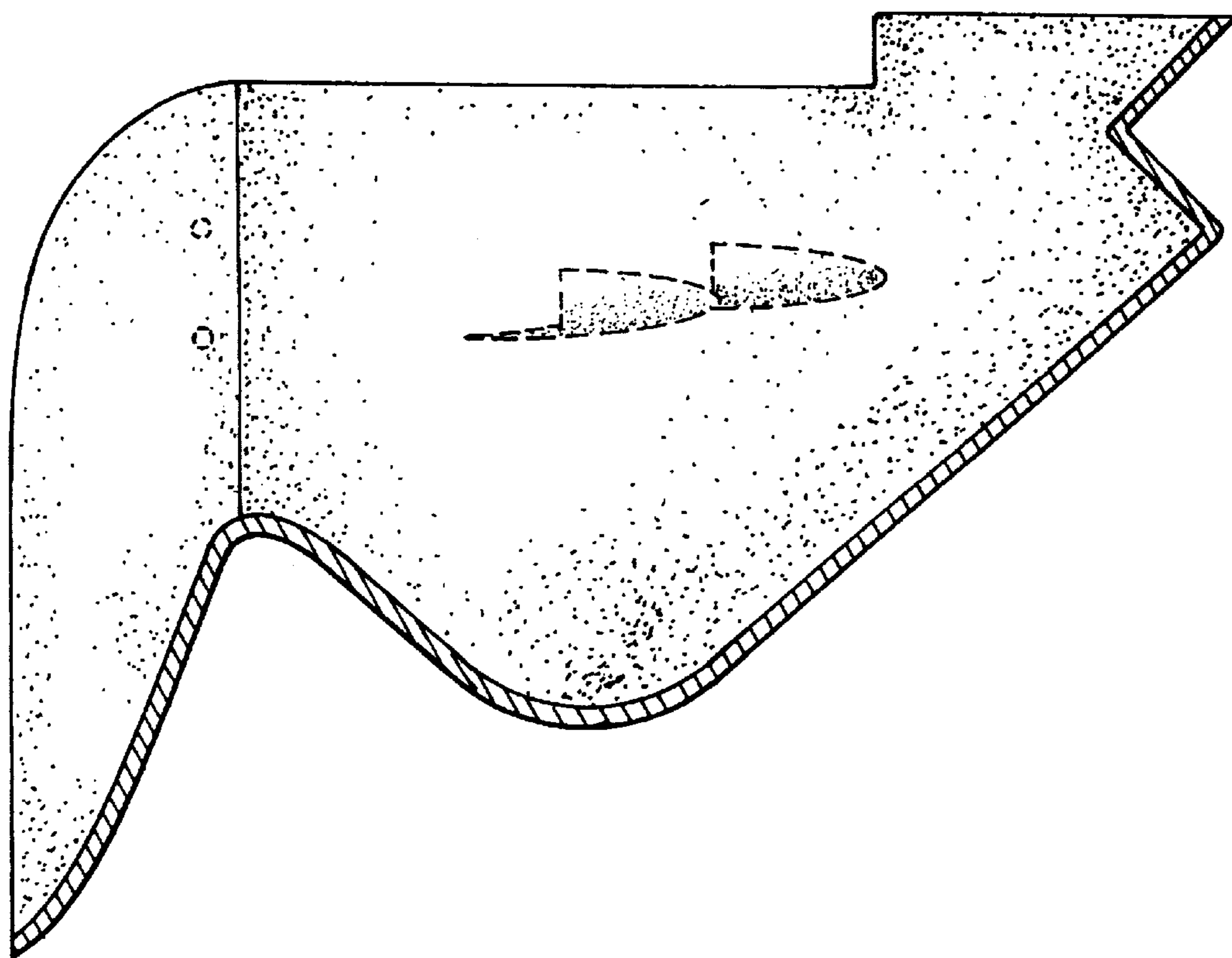


FIG. 4