



US00D449378B1

(12) **United States Design Patent**
Rogone et al.

(10) **Patent No.:** **US D449,378 S**

(45) **Date of Patent:** **** Oct. 16, 2001**

| | | | | |
|--|-----------|---------|--------------------|-----------------------|
| (54) SUCTION TUBE | 4,221,220 | 9/1980 | Hansen | 128/276 |
| | 4,490,138 | 12/1984 | Lipsky et al. | 604/40 |
| (75) Inventors: Mary S. Rogone; Philip N. Rogone, | 5,004,455 | * | 4/1991 | Greenwood et al. |
| both of Victorville, CA (US) | 5,848,996 | * | 12/1998 | Eldor |
| | 6,063,063 | * | 5/2000 | Harboe et al. |

(73) Assignee: **Small Beginnings, Inc.,** Victorville, CA (US)

* cited by examiner

(**) Term: **14 Years**

Primary Examiner—Ian Simmons

(74) *Attorney, Agent, or Firm*—Skjerven Morrill MacPherson LLP; Theodore P. Lopez

(21) Appl. No.: **29/115,229**

(22) Filed: **Dec. 9, 1999**

(57) **CLAIM**

The ornamental design for a suction tube, as shown and described.

(51) **LOC (7) Cl.** **24-02**

(52) **U.S. Cl.** **D24/112**

(58) **Field of Search** D23/213, 266,
D23/499; D24/108, 112, 127, 129, 130;
433/91; 604/39, 119, 129, 264, 266, 275,
902; 406/152

DESCRIPTION

FIG. 1 is a front elevation view of a suction tube of the present invention;

FIG. 2 is a rear elevation view thereof;

FIG. 3 is a top plan view thereof; and,

FIG. 4 is a bottom plan view thereof.

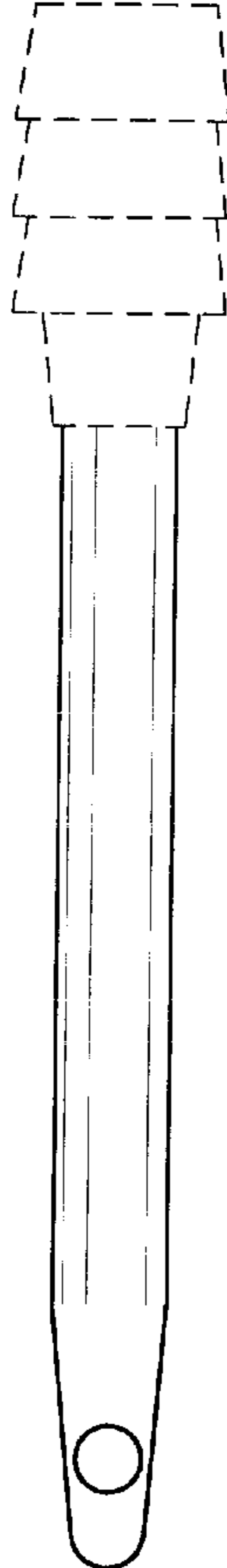
The broken line showing of environmental structure is for illustrative purposes only and forms no part of the claimed design.

(56) **References Cited**

U.S. PATENT DOCUMENTS

| | | | |
|-----------|---------|---------------|---------|
| 3,321,087 | 5/1967 | Fuge et al. . | |
| 3,848,604 | 11/1974 | Sackner | 128/350 |
| 3,945,385 | 3/1976 | Sackner | 128/350 |
| 4,022,218 | 5/1977 | Riddick | 128/350 |

1 Claim, 1 Drawing Sheet



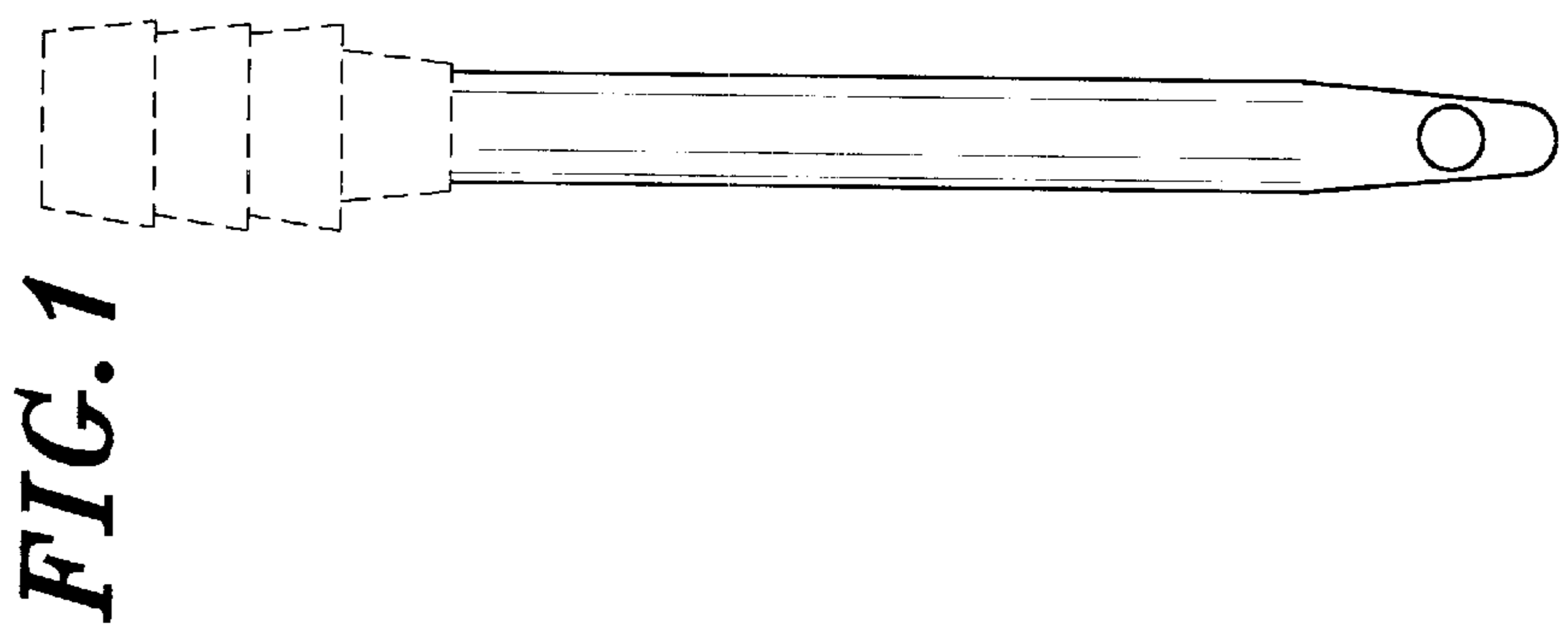



FIG. 2

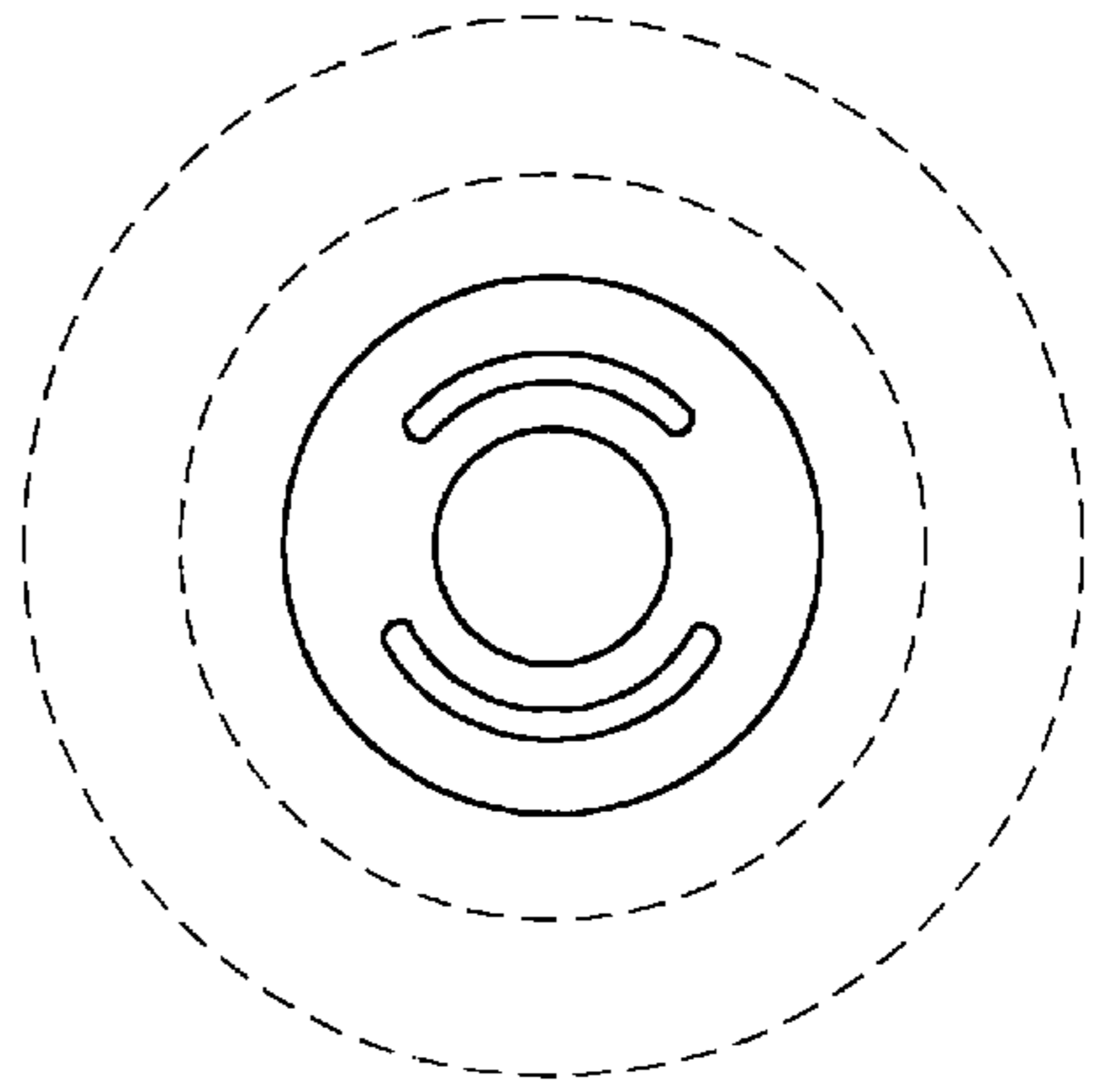



FIG. 4