



US00D449375B1

(12) **United States Design Patent**
Andersson et al.

(10) **Patent No.:** **US D449,375 S**

(45) **Date of Patent:** **** Oct. 16, 2001**

(54) **HEATING ELEMENT**

(75) Inventors: **Jan Andersson**, Hallstahammar;
Helena Johansson, Västerås;
Lars-Göran Johansson,
Hallstahammar; **Mats Sundberg**,
Västerås, all of (SE)

(73) Assignee: **Kanthal AB**, Hallstahammar (SE)

(**) Term: **14 Years**

(21) Appl. No.: **29/128,097**

(22) Filed: **Aug. 18, 2000**

(30) **Foreign Application Priority Data**

Feb. 18, 2000 (SE) 00-0334

(51) **LOC (7) Cl.** **23-03**

(52) **U.S. Cl.** **D23/418**

(58) **Field of Search** D23/417, 418;
219/538, 539, 541, 542, 544, 552; 338/383,
386, 387, 299, 333; 392/352, 500, 497

(56) **References Cited**

U.S. PATENT DOCUMENTS

D. 266,414	*	10/1982	Brent	D23/417
D. 287,119	*	12/1986	Wadia	D23/417
3,086,187	*	4/1963	Duggan et al.	392/352
3,673,385	*	6/1972	Drugmand et al.	392/500
4,319,127	*	3/1982	Lindstrom et al.	392/497

* cited by examiner

Primary Examiner—Mitchell Siegel

(74) *Attorney, Agent, or Firm*—Pillsbury Winthrop LLP

(57) **CLAIM**

The ornamental design for a heating element, as shown and described.


DESCRIPTION

FIG. 1 is a front elevational view of a heating element of the invention;

FIG. 2 is a perspective view thereof; and,

FIG. 3 is a top plan view thereof.

1 Claim, 2 Drawing Sheets



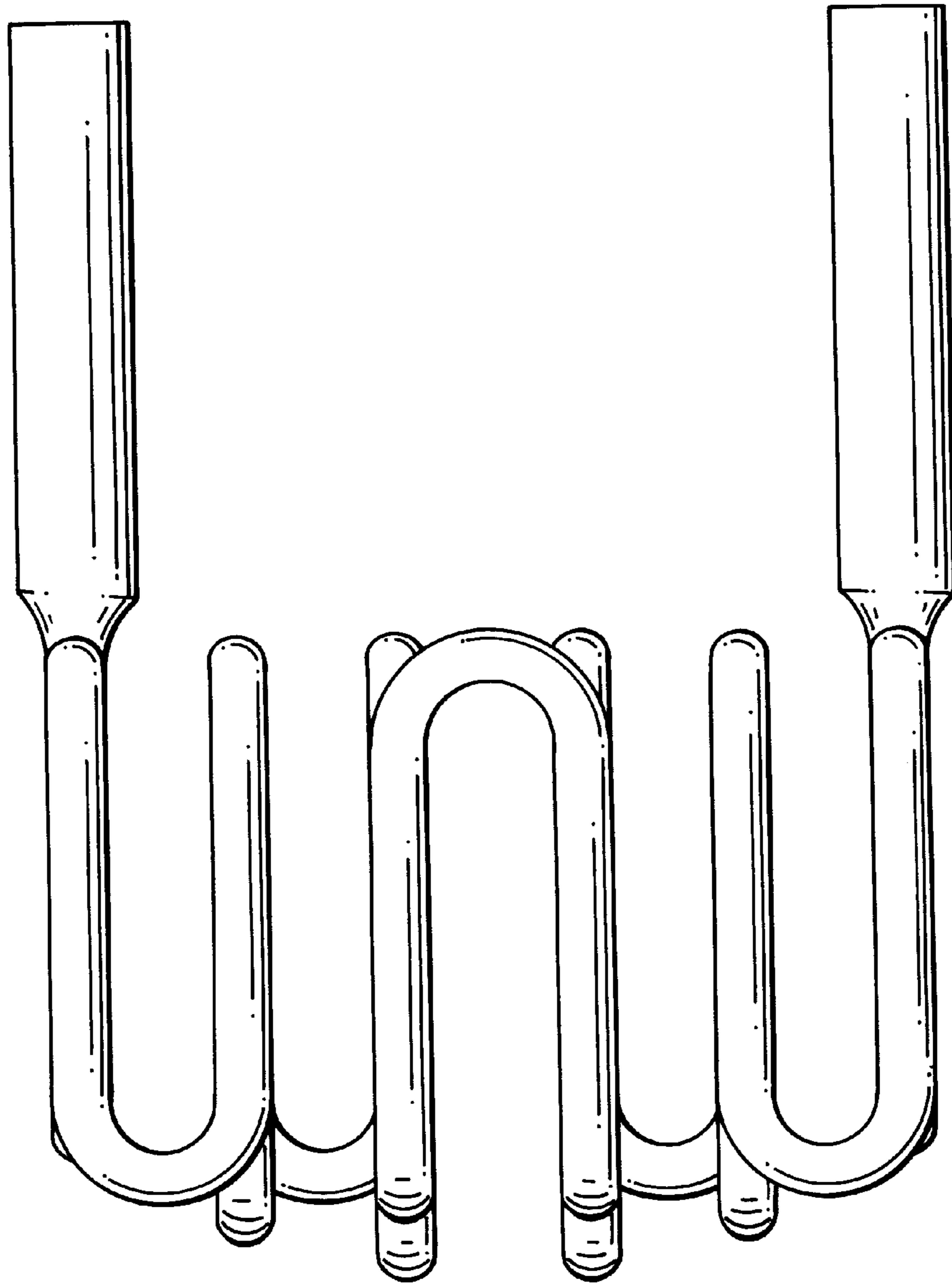


FIG. 1

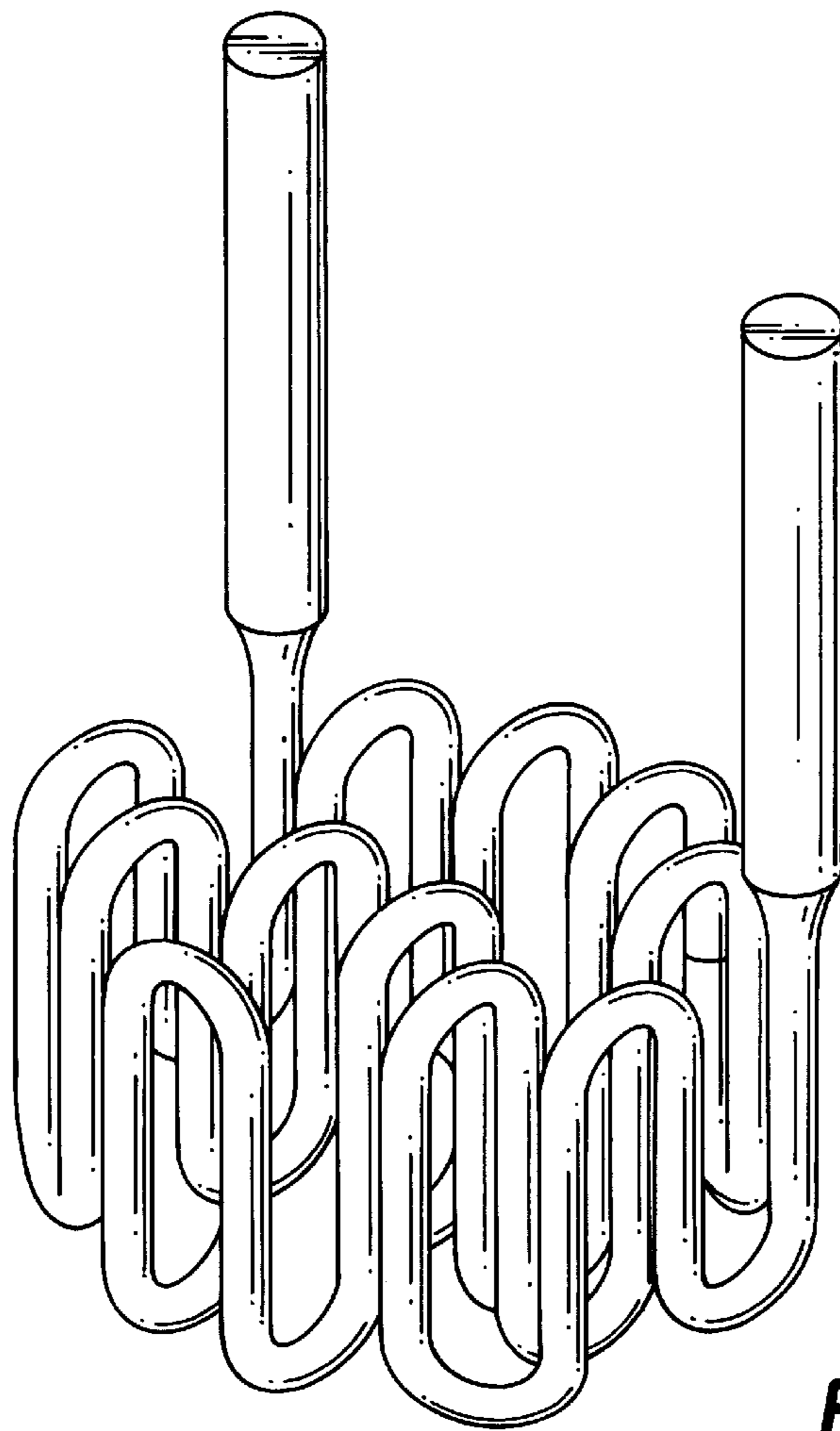


FIG. 2

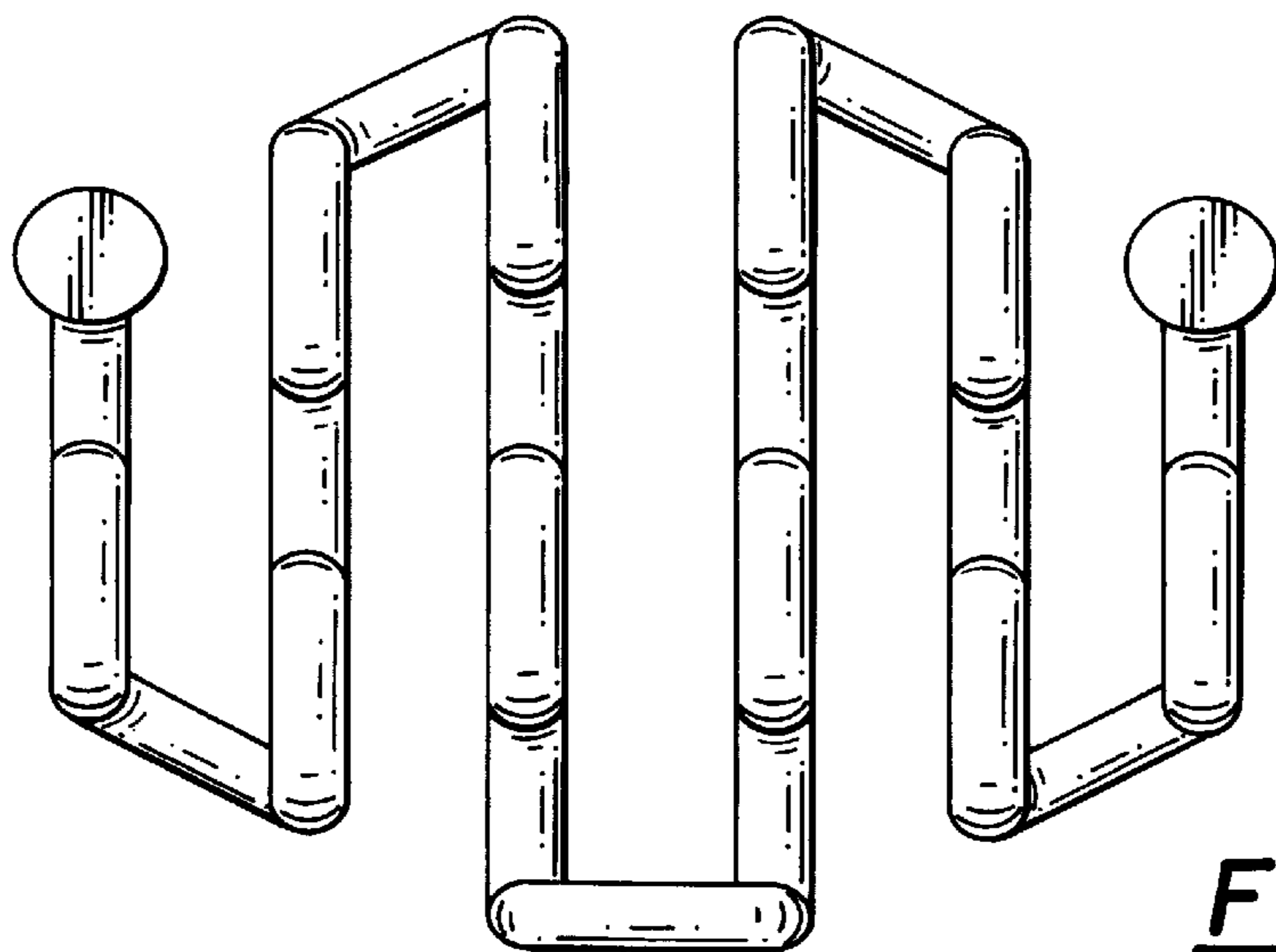


FIG. 3