



US00D449372B1

(12) **United States Design Patent**
Gajewski

(10) **Patent No.:** **US D449,372 S**

(45) **Date of Patent:** **** Oct. 16, 2001**

(54) **COMBINED CEILING FAN AND LIGHT
FIXTURE**

(75) **Inventor:** **Mark Gajewski**, San Luis Obispo, CA
(US)

(73) **Assignee:** **Minka Lighting, Inc.**, Corona, CA
(US)

(**) **Term:** **14 Years**

(21) **Appl. No.:** **29/134,424**

(22) **Filed:** **Dec. 20, 2000**

(51) **LOC (7) Cl.** **23-04**

(52) **U.S. Cl.** **D23/377; D23/379; D23/385;**
D26/59

(58) **Field of Search** D23/377, 379,
D23/385, 411; 416/5; D26/59

(56) **References Cited**

U.S. PATENT DOCUMENTS

D. 314,427	2/1991	Ignon	D23/377
D. 321,935	11/1991	Ignon	D23/413
D. 370,973	* 6/1996	Wu	D23/411
D. 376,009	* 11/1996	Chan	D23/411

OTHER PUBLICATIONS

Minka Lighting, Inc.; MinkaAire Two Thousand One; Oct. 5, 2000; pp. 18–19; Published in U.S.A.

* cited by examiner

Primary Examiner—Lisa Lichtenstein

(74) *Attorney, Agent, or Firm*—Jenkins and Gilchrist, P.C.

(57) **CLAIM**

The ornamental design for the combined ceiling fan and light fixture, as shown and described.

DESCRIPTION


FIG. 1 is a top plan view of the combined ceiling fan and light fixture in accordance with my design taken along line 1—1 in FIG. 2;

FIG. 2 is a front view of the combined ceiling fan and light fixture in accordance with my design; and,

FIG. 3 is a bottom plan view on a reduced scale of the combined ceiling fan and light fixture in accordance with my design taken along line 3—3 in FIGS. 2.

The front and rear, left and right side elevational views are symmetrical.

1 Claim, 2 Drawing Sheets



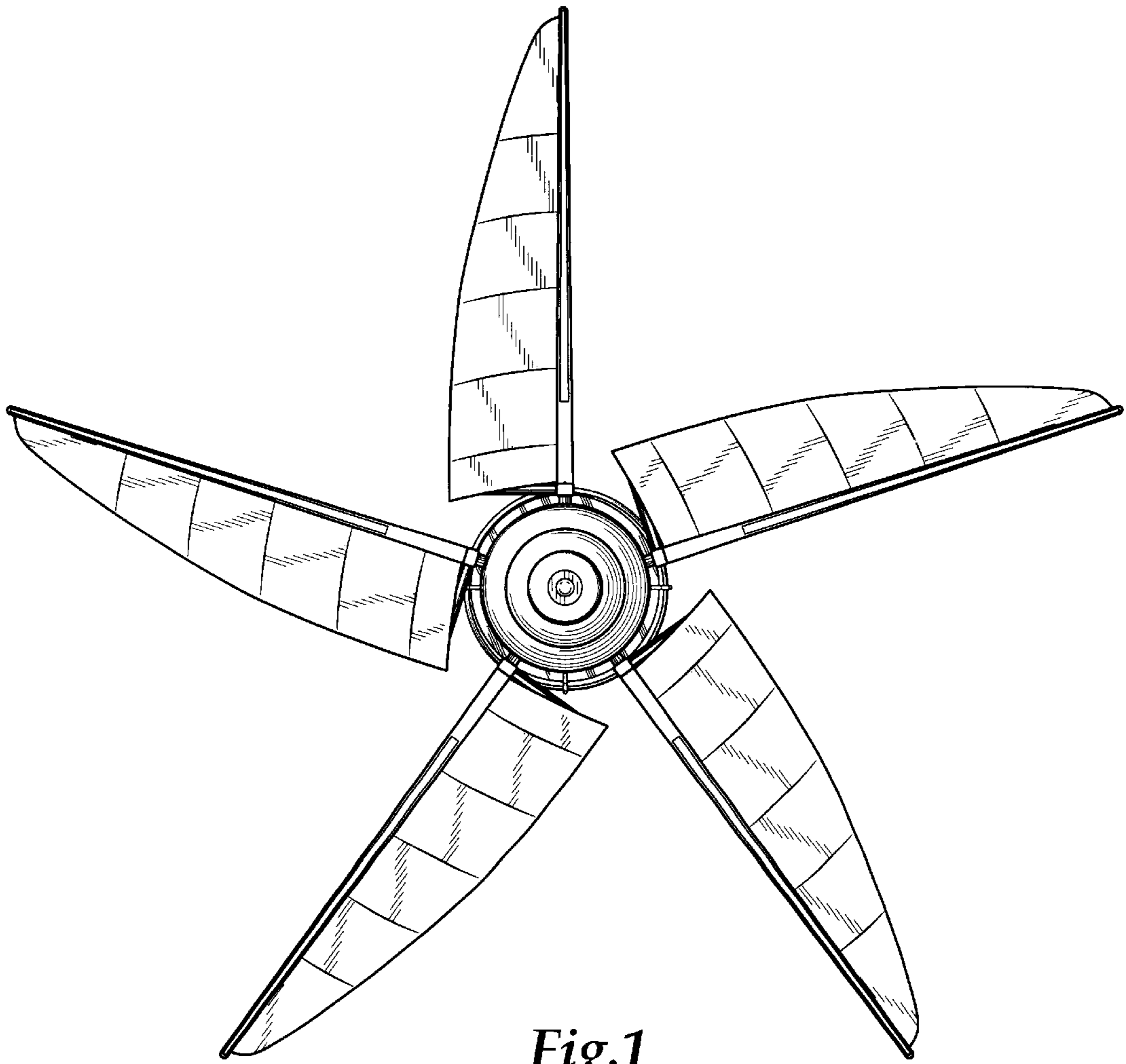


Fig.1




Fig.2

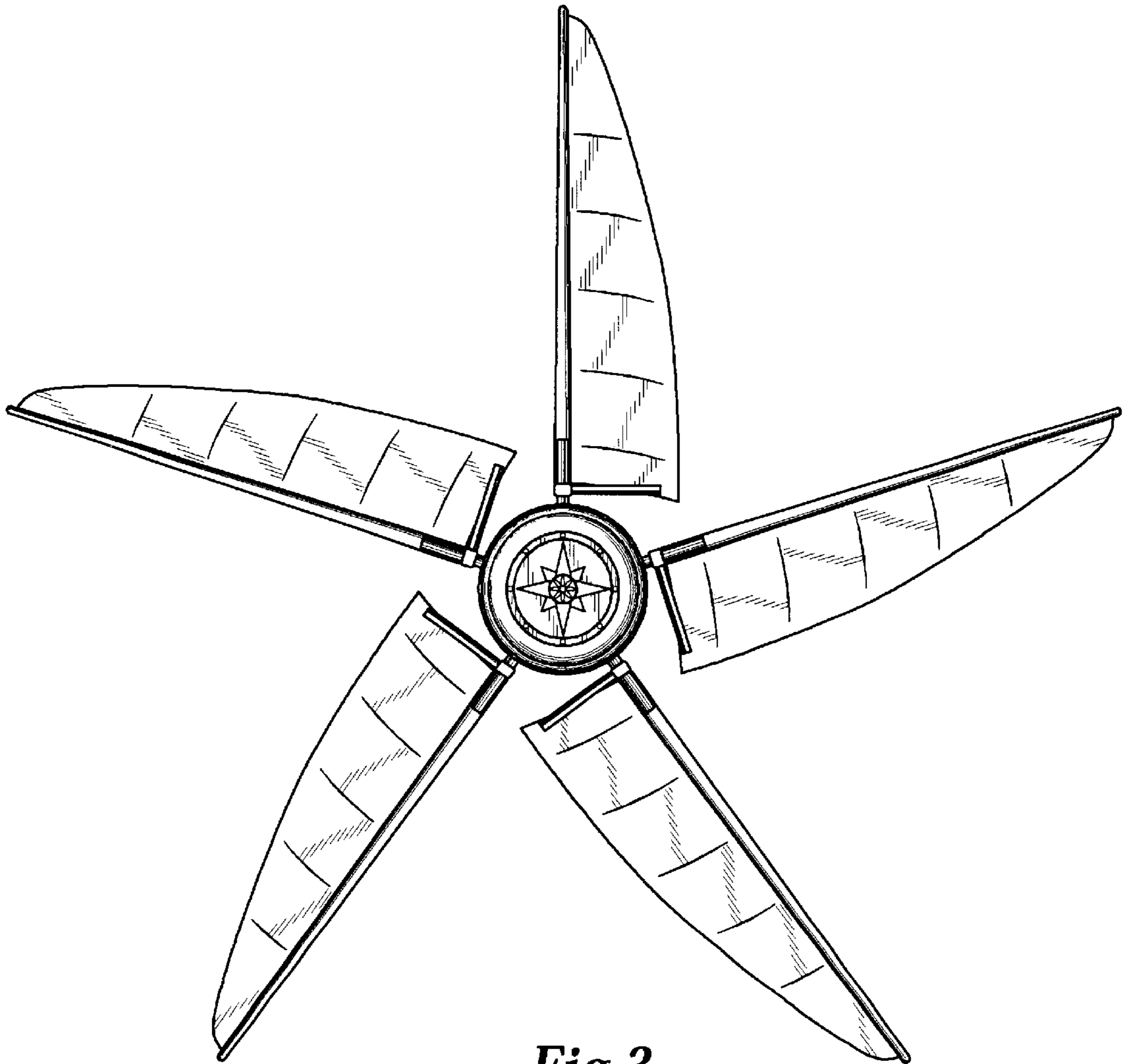


Fig.3