



US00D449354B1

(12) **United States Design Patent**  
**Hornsby et al.**

(10) **Patent No.:** **US D449,354 S**

(45) **Date of Patent:** **\*\* Oct. 16, 2001**

(54) **TOY GUN**

(75) **Inventors:** **James Russell Hornsby; Paul M. Brown; Chad P. Stuemke**, all of St. Louis, MO (US)

(73) **Assignee:** **Trendmasters, Inc.**, St. Louis, MO (US)

(\*\*) **Term:** **14 Years**

(21) **Appl. No.:** **29/133,430**

(22) **Filed:** **Nov. 30, 2000**

(51) **LOC (7) Cl.** ..... **21-01**

(52) **U.S. Cl.** ..... **D21/574**

(58) **Field of Search** ..... D21/567-575; D14/428; D23/225, 226; D22/103; 446/473, 475, 406, 267, 180, 219, 430; 222/78, 79; 124/16, 22, 49, 73-76, 83-85; 42/54

(56) **References Cited**

**U.S. PATENT DOCUMENTS**

- D. 192,474 \* 3/1962 Benkoe ..... D21/574
- D. 298,630 \* 11/1988 Sellars, Jr. et al. .... D14/428

- D. 418,177 \* 12/1999 Lebensfeld et al. .... D21/574
- 3,204,627 \* 9/1965 Yano ..... 124/49
- 5,389,027 \* 2/1995 Kantor et al. .... 446/473

**OTHER PUBLICATIONS**

Hong Kong Toys, p. 265, Feb. 1997.\*

\* cited by examiner

*Primary Examiner*—Raphael Barkai

(74) *Attorney, Agent, or Firm*—Dorsey & Whitney LLP

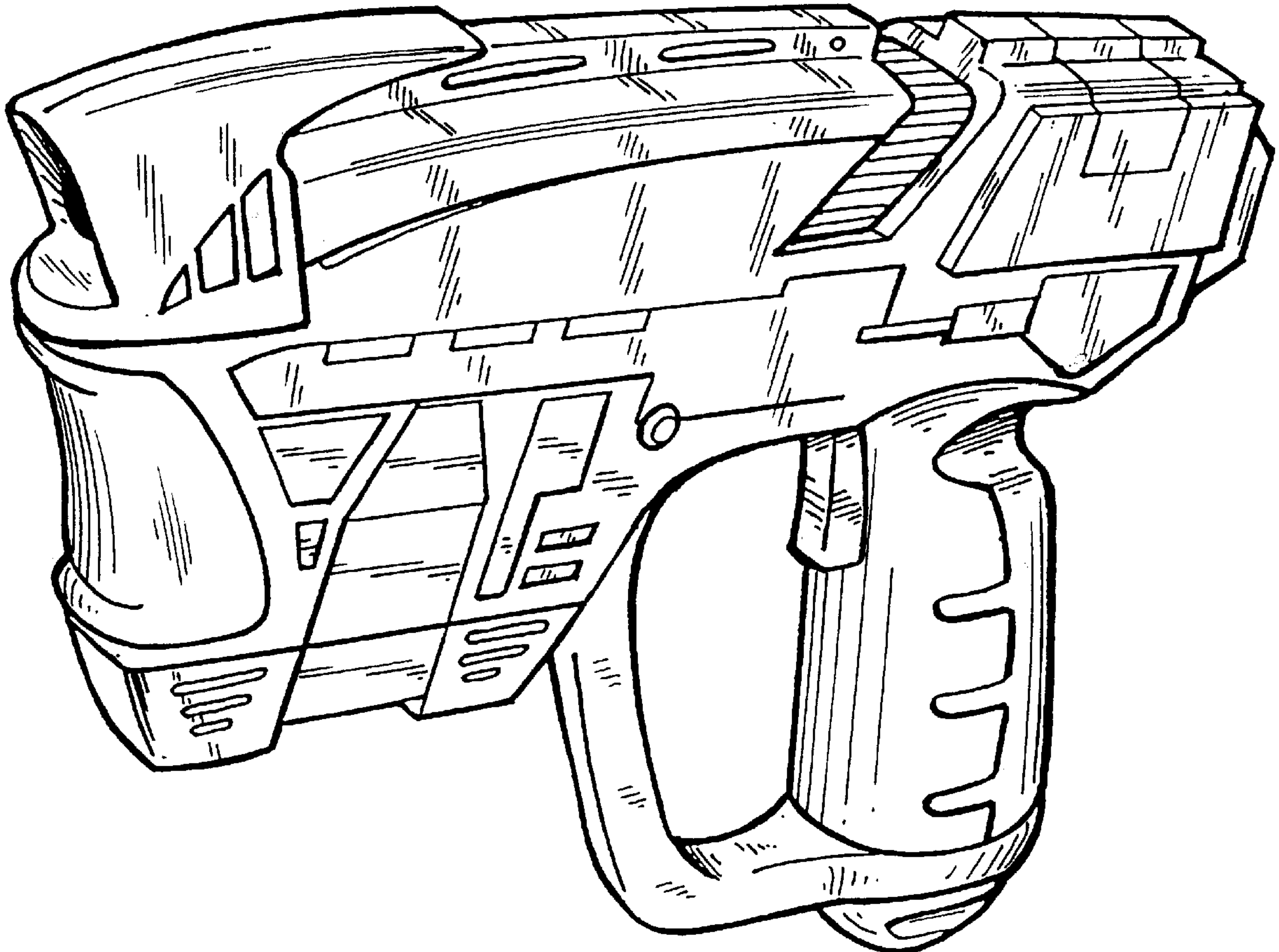
(57) **CLAIM**

The ornamental design for a toy gun, as shown.

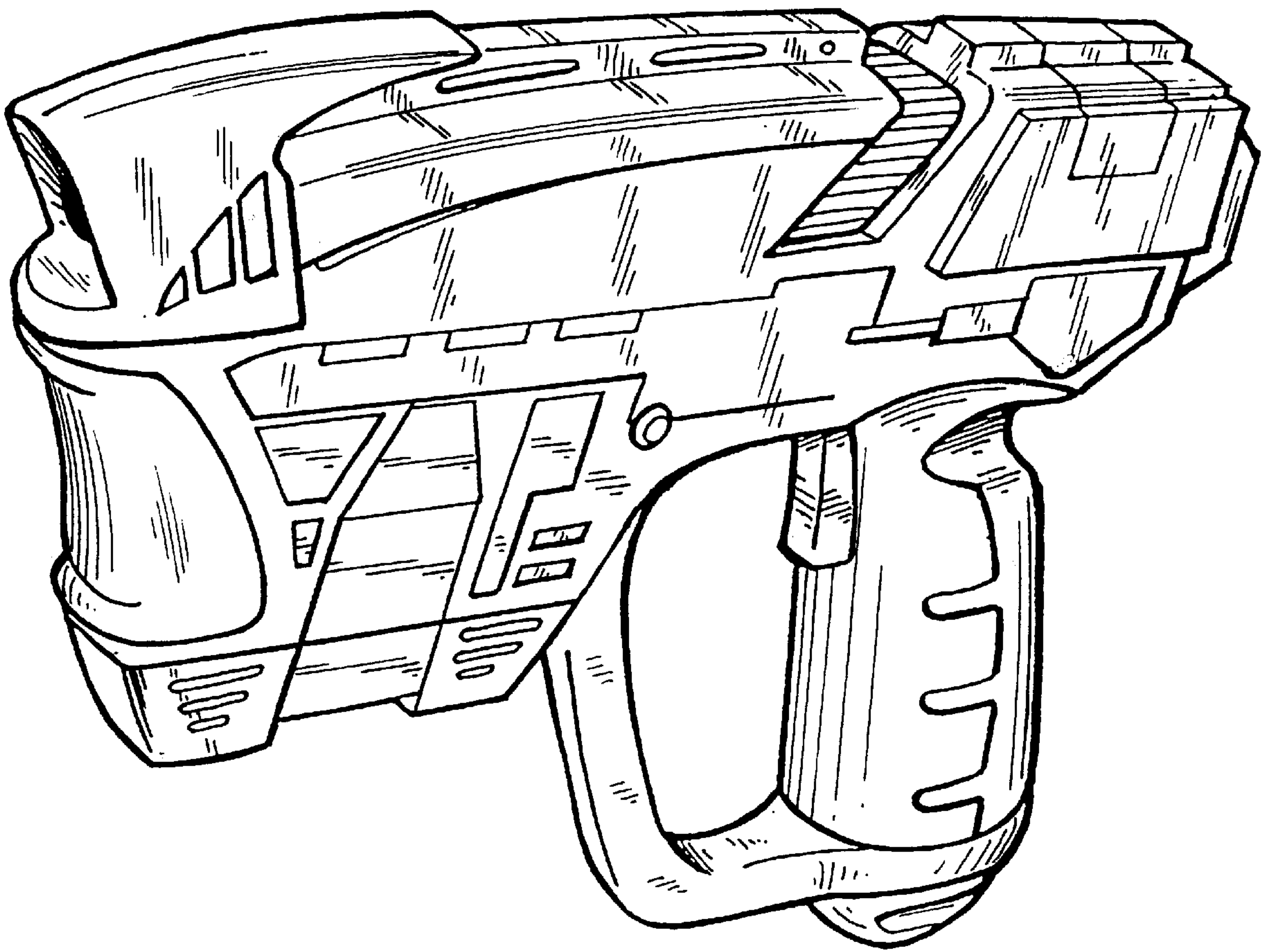
**DESCRIPTION**

- FIG. 1 is a perspective view of a toy gun showing our new design;
- FIG. 2 is a side elevational view thereof, the side opposite being a mirror image;
- FIG. 3 is a top plan view thereof;
- FIG. 4 is a bottom plan view thereof;
- FIG. 5 is a front elevational view thereof; and,
- FIG. 6 is a rear elevational view thereof.

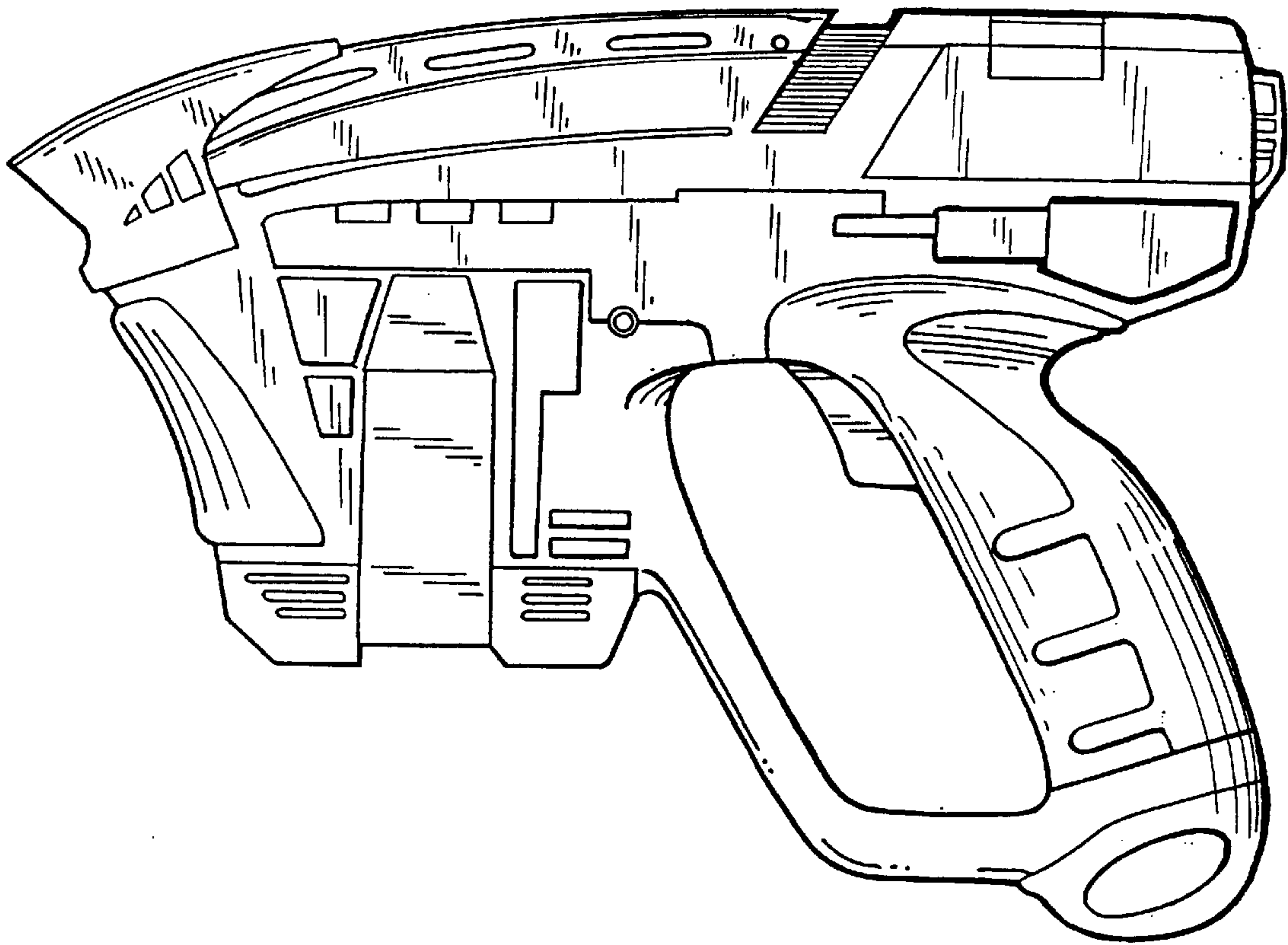
**1 Claim, 6 Drawing Sheets**



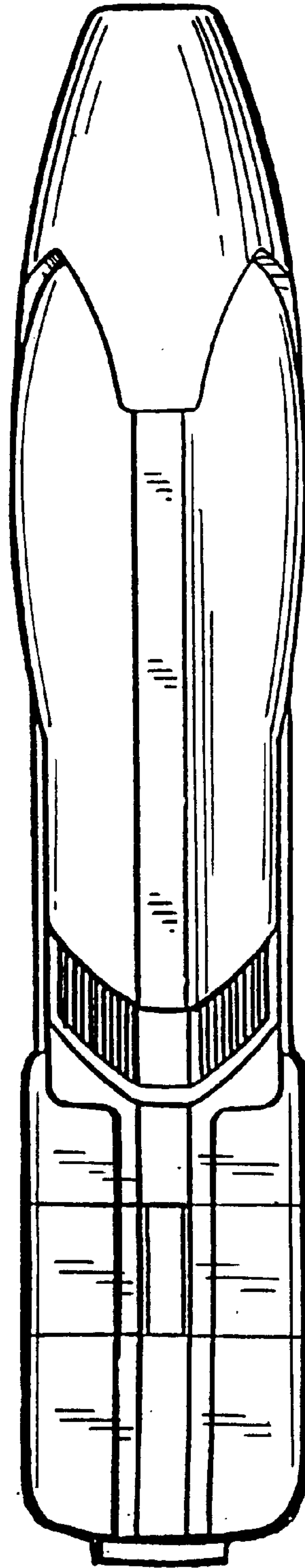
*Figure 1*



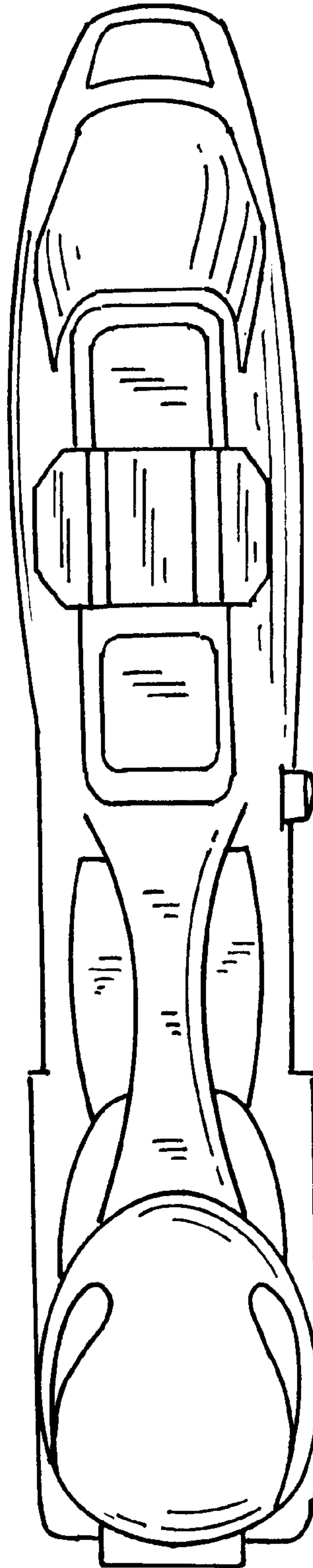
*Figure 2*



*Figure 3*

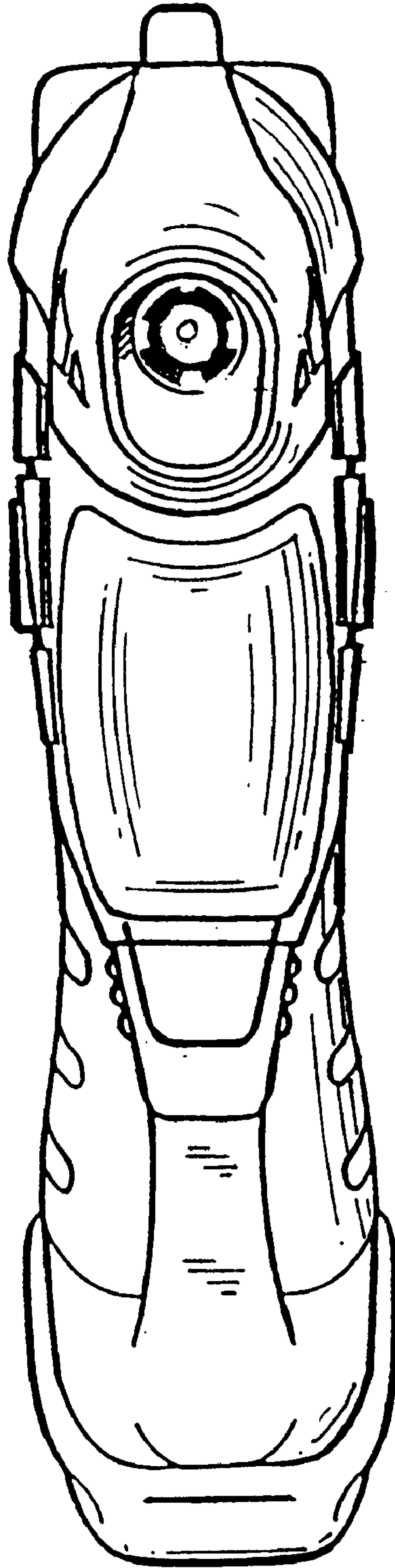


*Figure 4*





*Figure 5*



*Figure 6*

