



US00D449353B1

(12) **United States Design Patent** (10) **Patent No.:** **US D449,353 S**  
**Fisher** (45) **Date of Patent:** **\*\* Oct. 16, 2001**

(54) **TOY**

(75) **Inventor:** **Steven W. Fisher**, Kirkland, WA (US)

(73) **Assignee:** **Microsoft Corporation**, Redmond, WA (US)

(\*\*) **Term:** **14 Years**

(21) **Appl. No.:** **29/136,970**

(22) **Filed:** **Feb. 12, 2001**

(51) **LOC (7) Cl.** ..... **21-01**

(52) **U.S. Cl.** ..... **D21/398; D21/475**

(58) **Field of Search** ..... D21/398, 405,  
D21/409, 468, 475; D19/59, 60; 446/227,  
404, 408; 434/258-260

(56) **References Cited**

**U.S. PATENT DOCUMENTS**

D. 187,218 \* 2/1960 McHugh ..... D21/475  
D. 205,185 \* 7/1966 Ryan ..... D21/405  
D. 236,141 \* 7/1975 Snyder ..... D21/475

D. 275,502 \* 9/1984 Nakao et al. .... D21/475  
D. 392,321 \* 3/1998 Chan ..... D19/60  
D. 398,862 \* 9/1998 Lane ..... D21/398  
D. 413,149 \* 8/1999 Chan et al. .... D21/475  
D. 413,941 \* 9/1999 Ko ..... D21/475

\* cited by examiner

*Primary Examiner*—Dominic Simone

(74) *Attorney, Agent, or Firm*—Banner & Witcoff, Ltd.

(57) **CLAIM**

The ornamental design for a toy, as shown and described.

**DESCRIPTION**

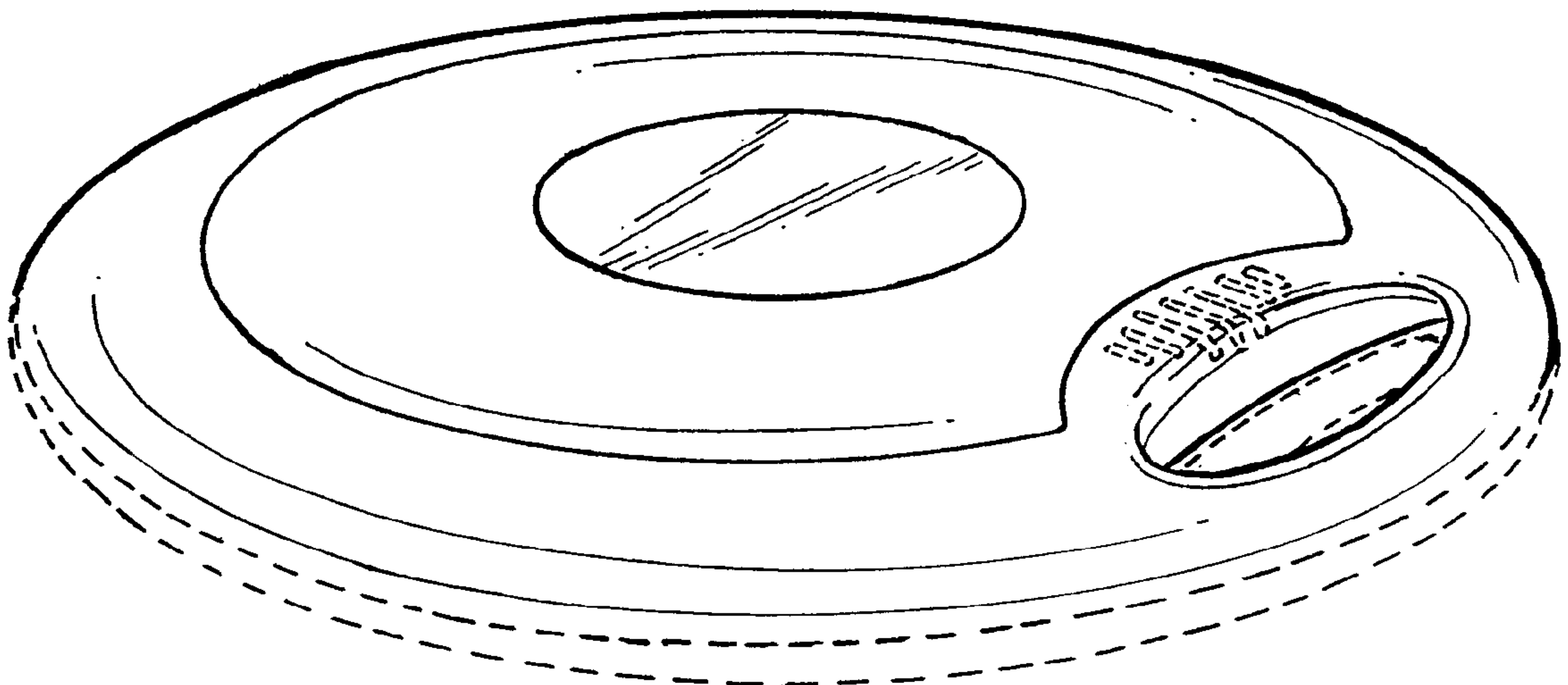
FIG. 1 is a perspective view of a toy showing my new design;

FIG. 2 is a top plan view thereof; and,

FIG. 3 is a side elevational view thereof, all other side elevational views being substantially identical thereto.

The broken line showing of the seven elongated elements and the remainder of the toy is for illustrative purposes only and forms no part of the claimed design.

**1 Claim, 1 Drawing Sheet**



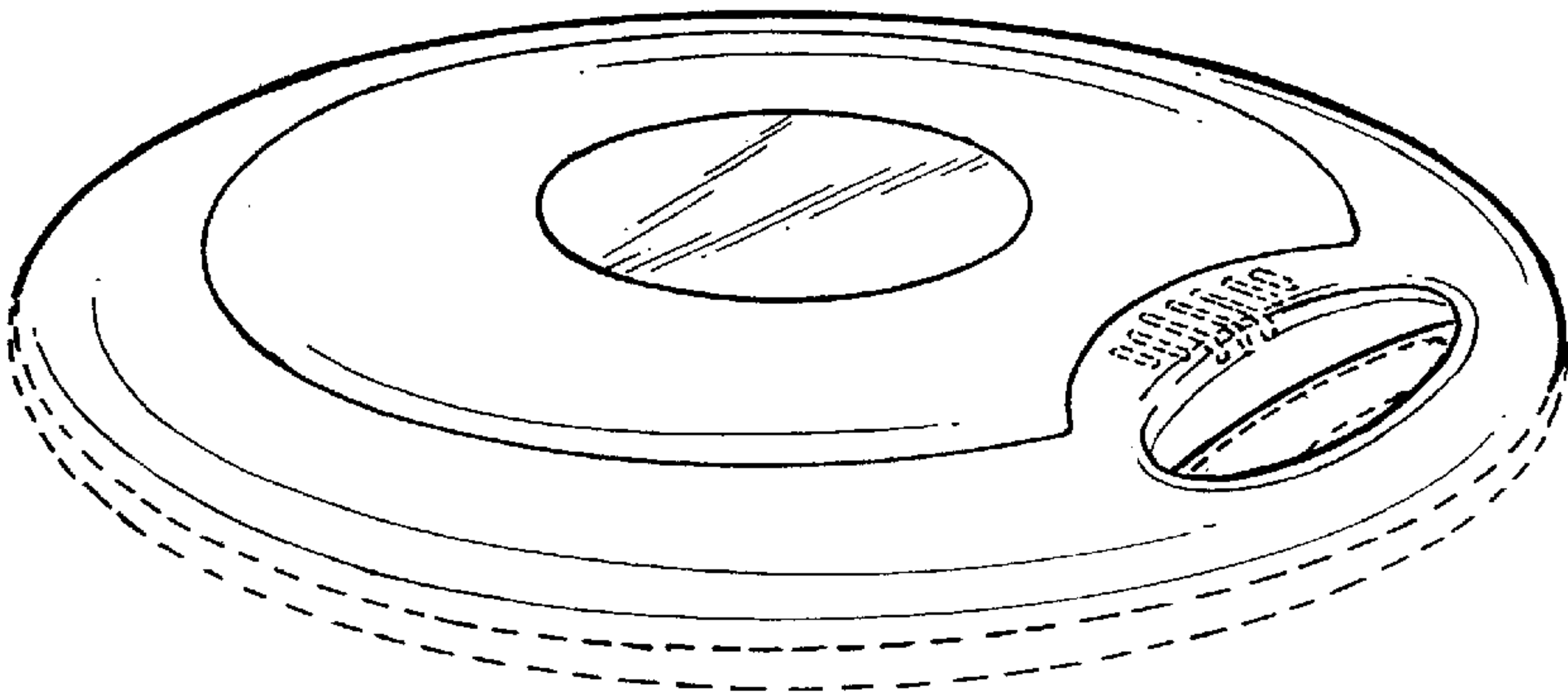


FIG. 1

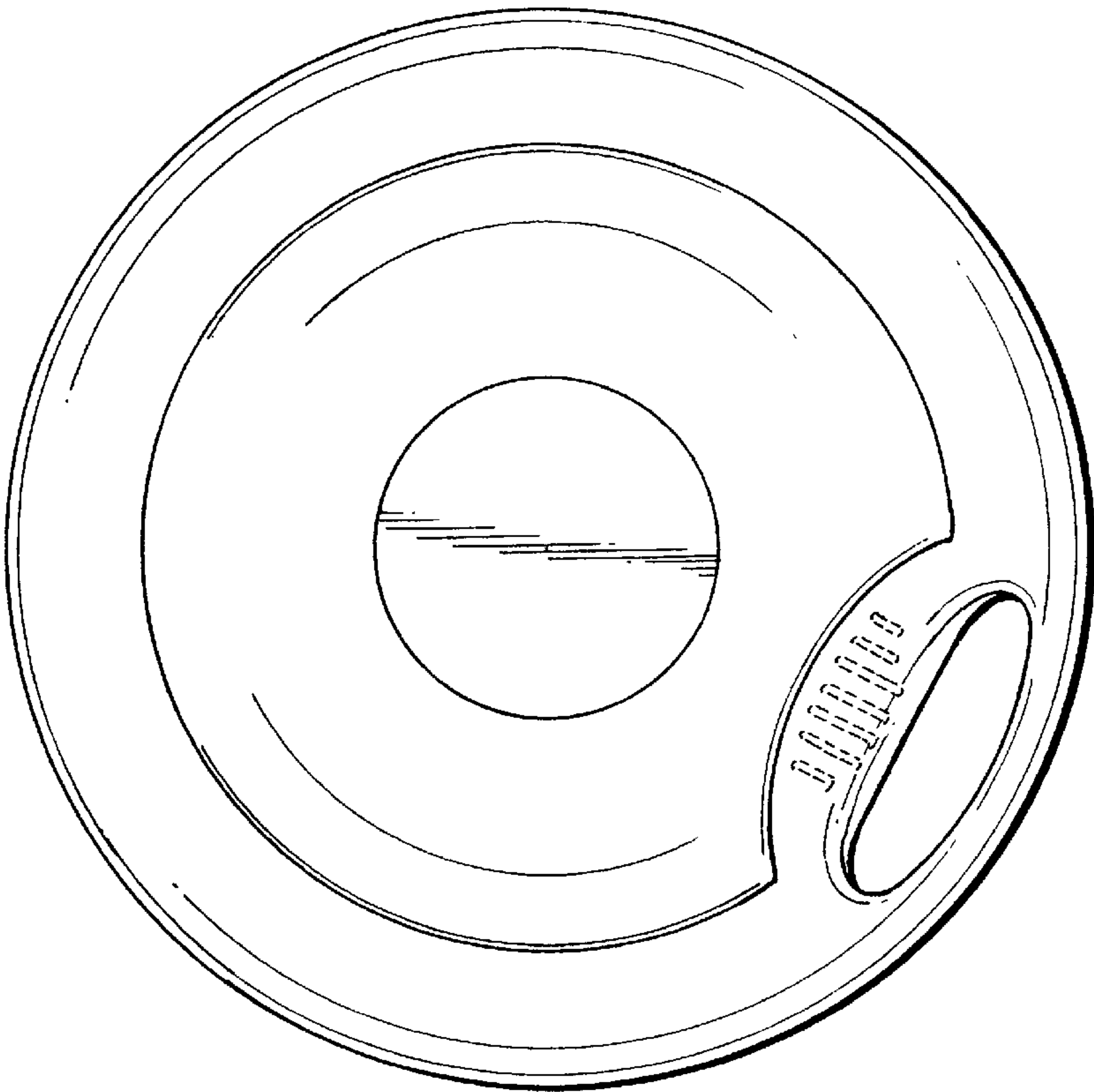


FIG. 2




FIG. 3