



US00D449352B1

(12) **United States Design Patent**
Fisher et al.

(10) **Patent No.:** **US D449,352 S**

(45) **Date of Patent:** **** Oct. 16, 2001**

(54) **PORTION OF A TOY**

(75) Inventors: **Steven W. Fisher**, Kirkland; **Margaret E. Winsor**, Seattle, both of WA (US)

(73) Assignee: **Microsoft Corporation**, Redmond, WA (US)

(**) Term: **14 Years**

(21) Appl. No.: **29/136,969**

(22) Filed: **Feb. 12, 2001**

(51) **LOC (7) Cl.** **21-01**

(52) **U.S. Cl.** **D21/398**

(58) **Field of Search** D21/398, 405,
D21/409, 468, 475; D19/59, 60; 446/227,
404, 408; 434/258-260

(56) **References Cited**

U.S. PATENT DOCUMENTS

- D. 187,218 * 2/1960 McHugh D21/475
- D. 205,185 * 7/1966 Ryan D21/405
- D. 236,141 * 7/1975 Snyder D21/475

- D. 275,502 * 9/1984 Nakao et al. D21/475
- D. 392,321 * 3/1998 Chan D19/60
- D. 398,862 * 9/1998 Lane D21/398
- D. 413,149 * 8/1999 Chan et al. D21/475
- D. 413,941 * 9/1999 Ko D21/475

* cited by examiner

Primary Examiner—Dominic Simone

(74) *Attorney, Agent, or Firm*—Banner & Witcoff, Ltd.

(57) **CLAIM**

The ornamental design for a portion of a toy, as shown and described.

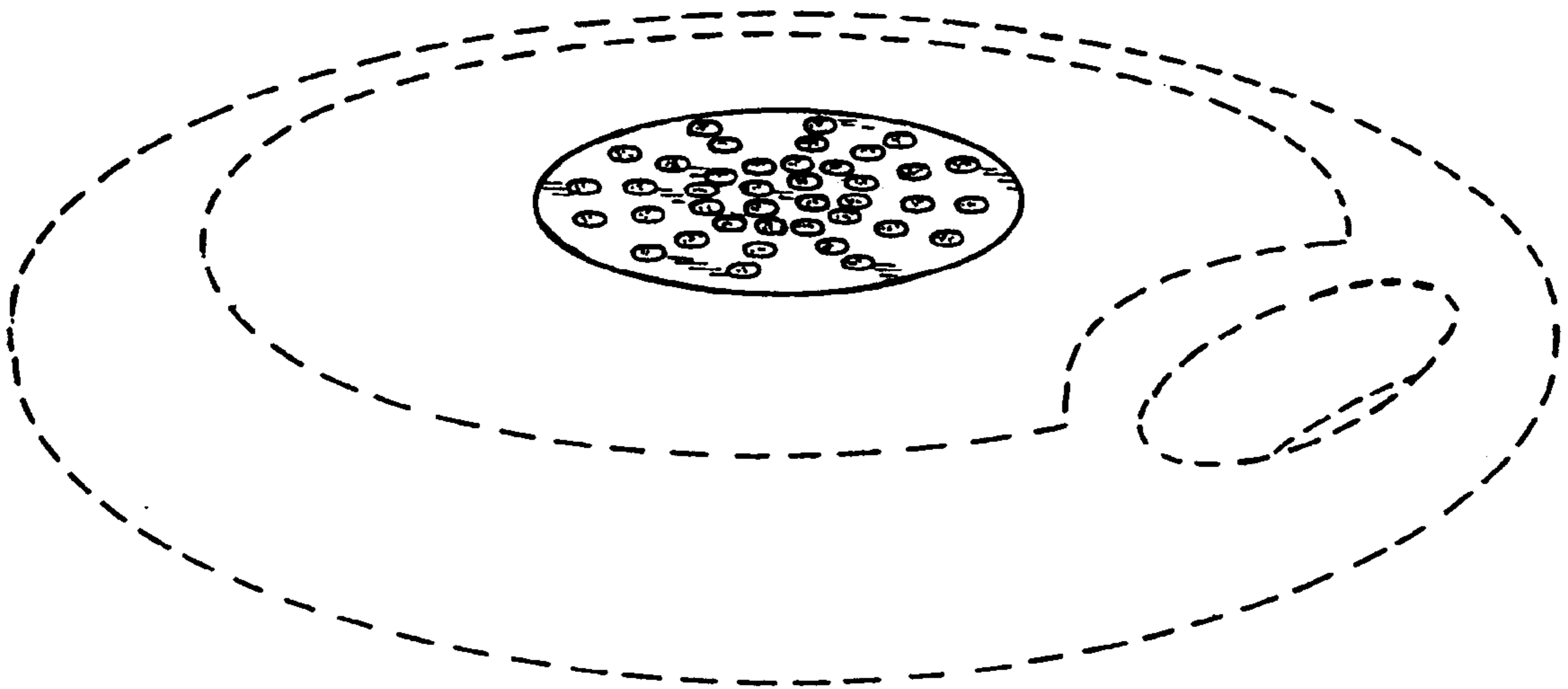
DESCRIPTION

FIG. 1 is a perspective view of a portion of a toy showing our new design; and,

FIG. 2 is a top plan view thereof.

The shading of the circular elements within the claimed region indicates illuminable regions. The broken line showing of the remainder of the toy is for illustrative purposes only and forms no part of the claimed design.

1 Claim, 1 Drawing Sheet



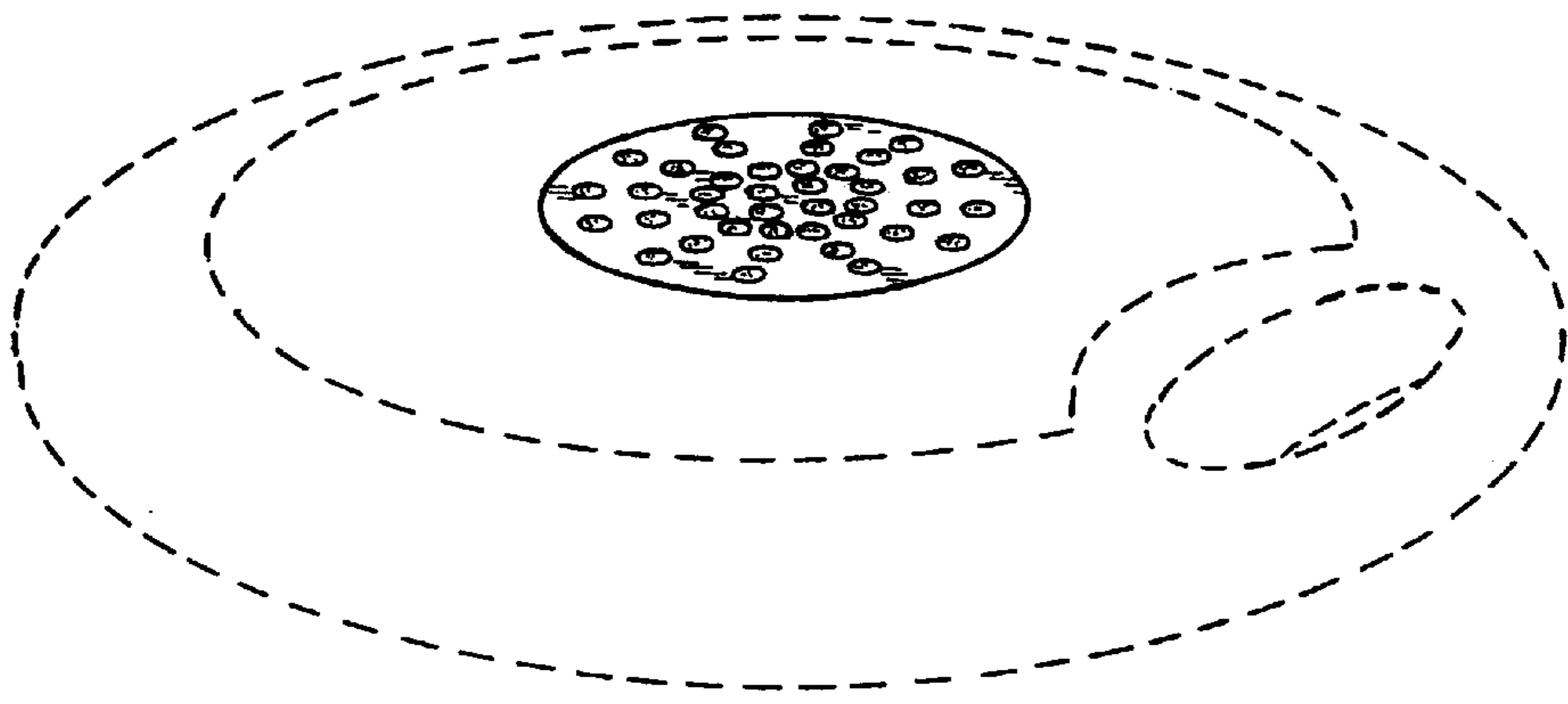


FIG. 1

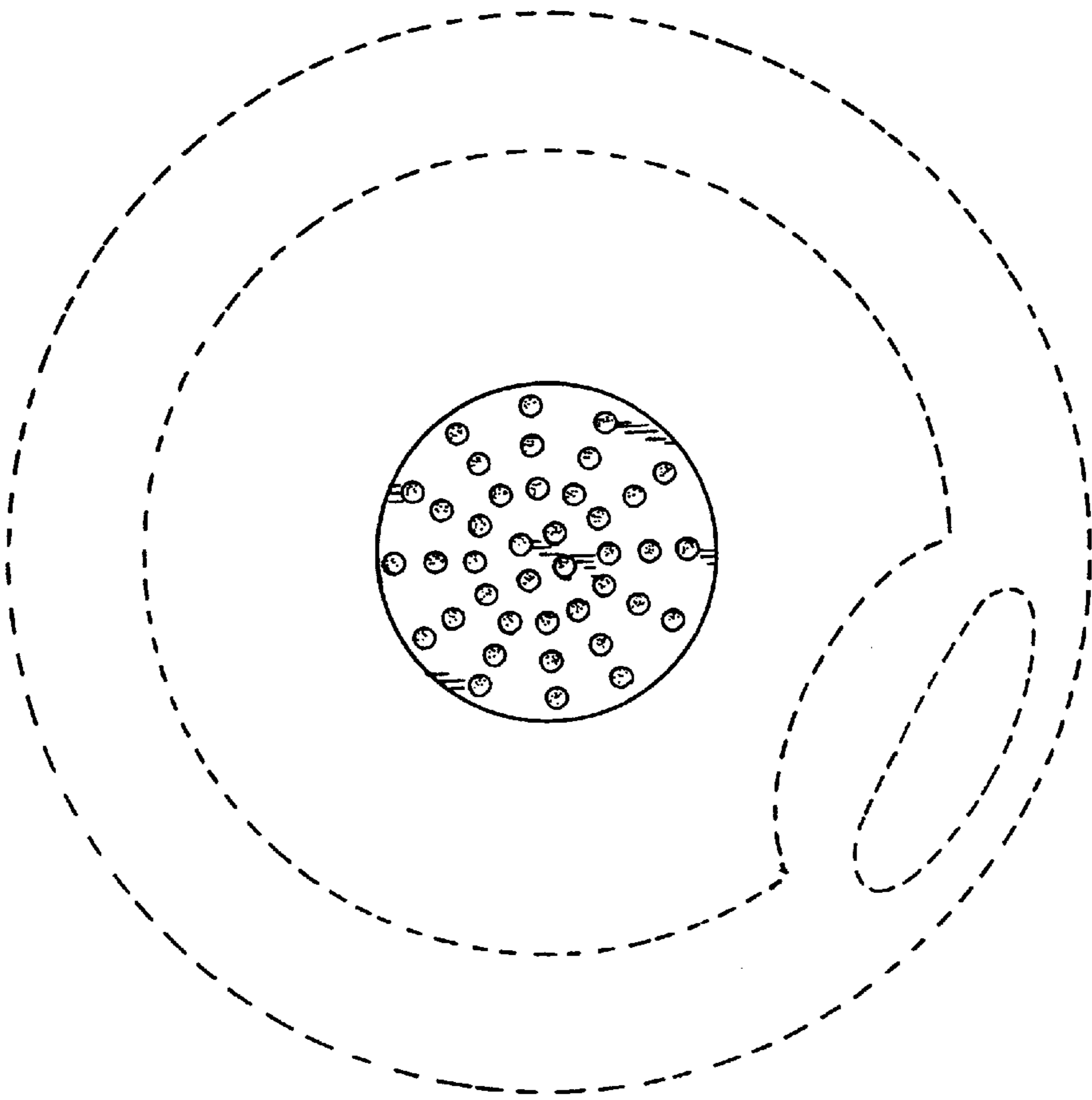


FIG. 2