



US00D449345B1

(12) **United States Design Patent**
Lung et al.

(10) **Patent No.:** **US D449,345 S**

(45) **Date of Patent:** **** Oct. 16, 2001**

(54) **DISPLAY ROTATOR FOR A KIOSK**

5,337,920 8/1994 Clausen .

5,487,600 1/1996 Griffin .

(75) Inventors: **Laura Rae Lung**, Irvine; **Louise M. Grimm**, Newport Beach, both of CA (US)

6,068,144 5/2000 Corpuz, Jr. et al. .

6,073,782 6/2000 Ascik .

* cited by examiner

(73) Assignee: **Bob Siemon Designs, Inc.**, Santa Ana, CA (US)

Primary Examiner—Marcus A. Jackson

(74) *Attorney, Agent, or Firm*—Myers Dawes & Andras; Vic Y. Lin; Joseph C. Andras

(**) Term: **14 Years**

(57) **CLAIM**

(21) Appl. No.: **29/125,839**

We claim the ornamental design for the display rotator for a kiosk, as shown and described.

(22) Filed: **Jun. 30, 2000**

DESCRIPTION

(51) **LOC (7) Cl.** **20-02**

(52) **U.S. Cl.** **D20/40; D20/21**

(58) **Field of Search** D20/10, 21, 41, D20/42; D6/300-310; 40/493, 494, 501, 502, 584, 600, 605, 606, 607, 608, 610, 611, 612, 624

FIG. 1 is a perspective view of a display rotator for a kiosk showing circular holes formed in a top and bottom thereof, slots formed in front and back surfaces, transparent front, rear, top, and bottom surfaces, and opaque side surfaces, with the broken line showing for illustrative purposes only and forming no part of the claimed design;

FIG. 2 is a front elevational view of the display rotator showing the transparent front surface with slots;

FIG. 3 is a left side elevational view of the display rotator showing the opaque left side surface;

FIG. 4 is a top plan view of the display rotator showing the transparent top surface with the top circular hole;

FIG. 5 is a bottom plan view of the display rotator showing the transparent bottom surface with the bottom circular hole;

FIG. 6 is a right side elevational view of the display rotator showing the opaque right side surface; and,

FIG. 7 is a rear elevational view of the display rotator showing the transparent rear surface with slots.

(56) **References Cited**

U.S. PATENT DOCUMENTS

D. 395,679	*	6/1998	Gongora et al.	D20/21
4,448,314		5/1984	Weiller .	
4,579,399		4/1986	Poltash .	
4,614,272		9/1986	Shelton et al. .	
4,684,029		8/1987	Righini .	
4,736,856		4/1988	Alneng et al. .	
4,850,658		7/1989	Sandor .	
5,033,625		7/1991	Campbell .	
5,088,604		2/1992	Baur et al. .	
5,109,989		5/1992	Kremmin et al. .	
5,176,263		1/1993	Caruso .	
5,267,656		12/1993	Nichols .	

1 Claim, 1 Drawing Sheet

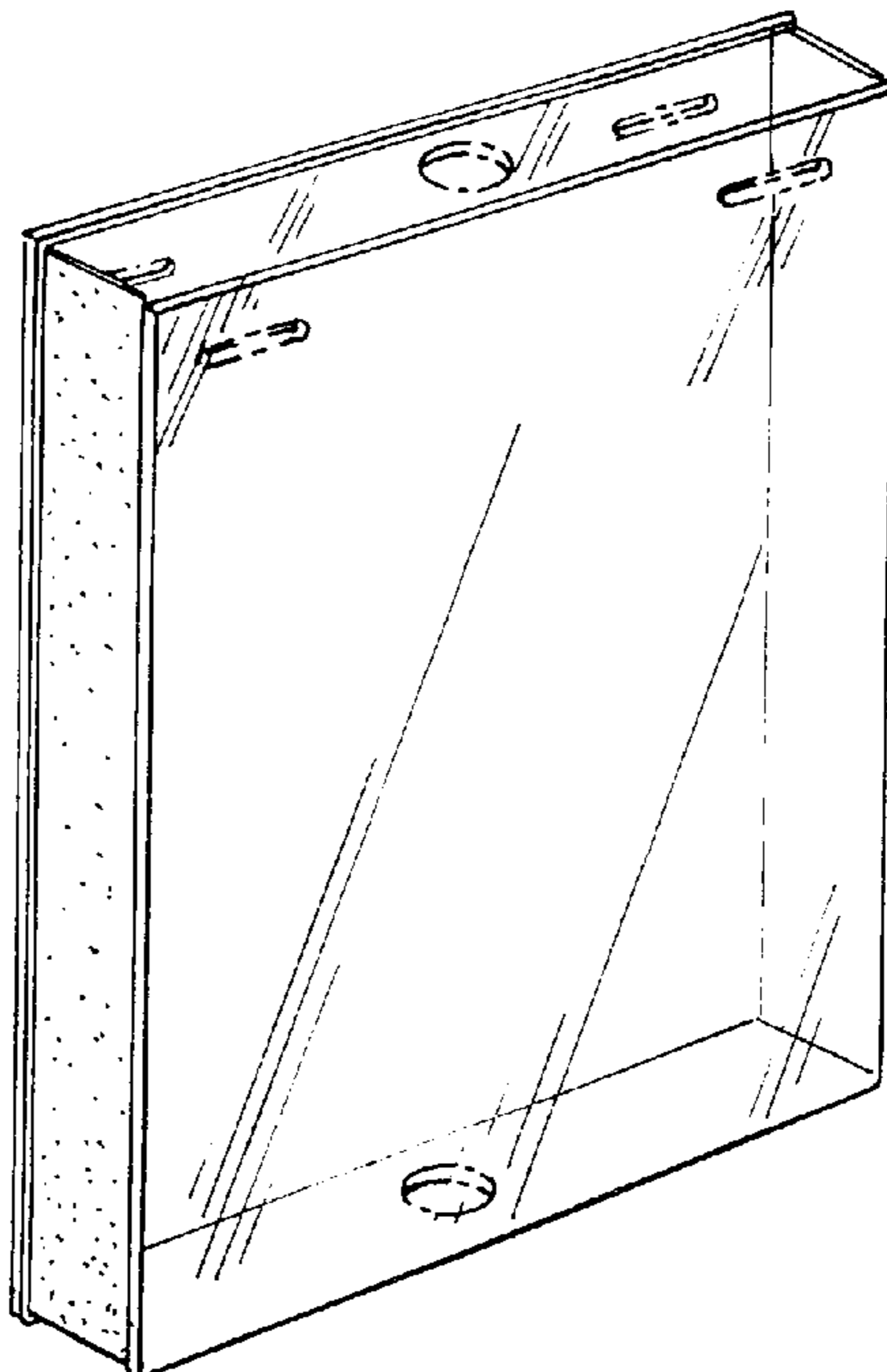


FIG. 1

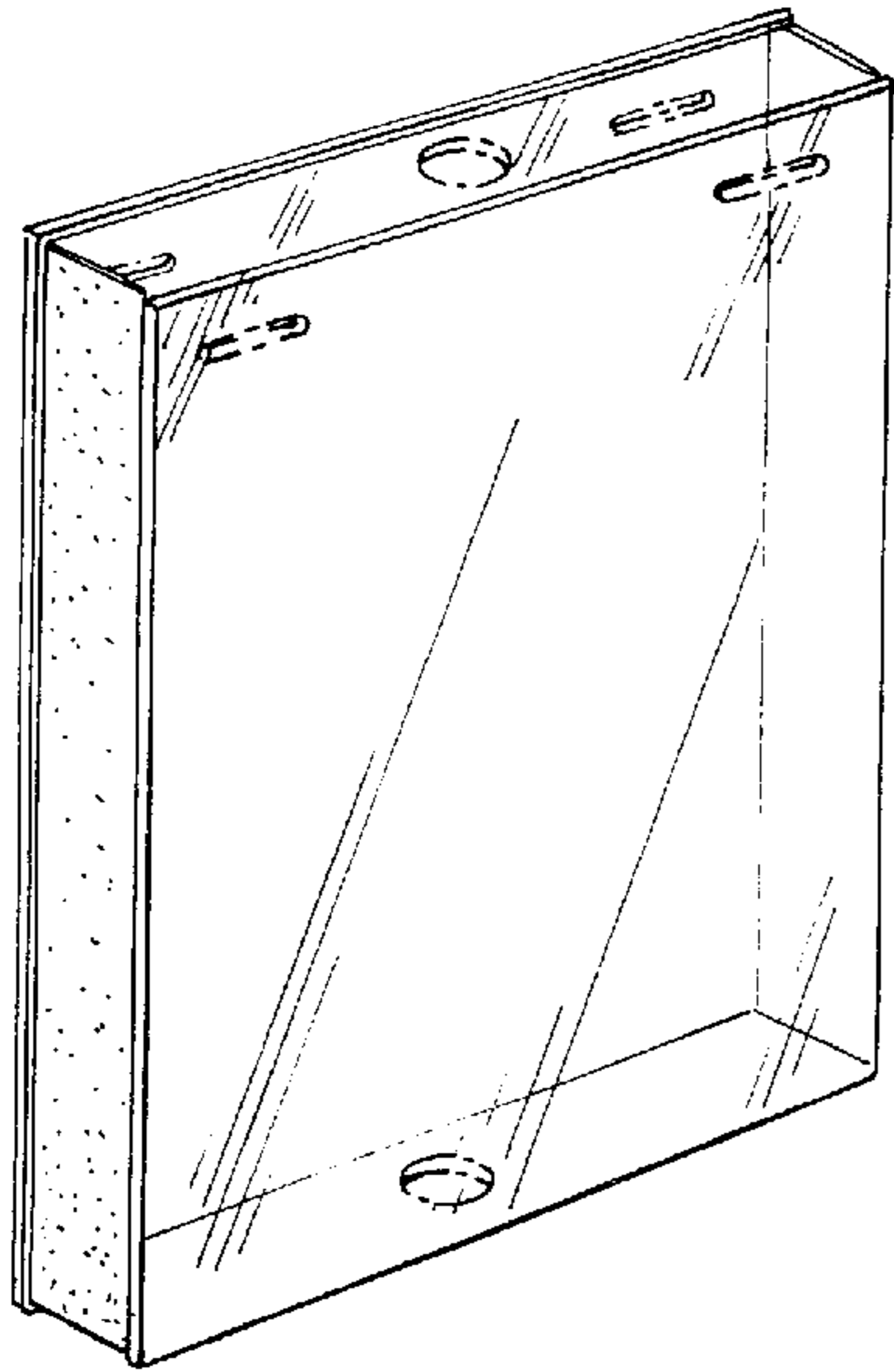


FIG. 3




FIG. 4

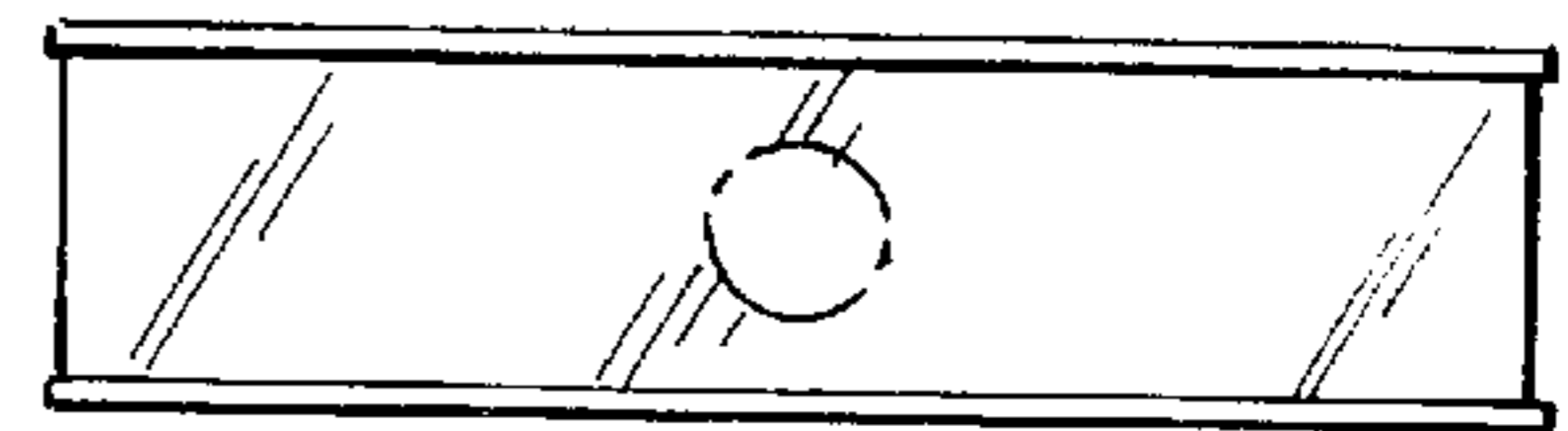


FIG. 5

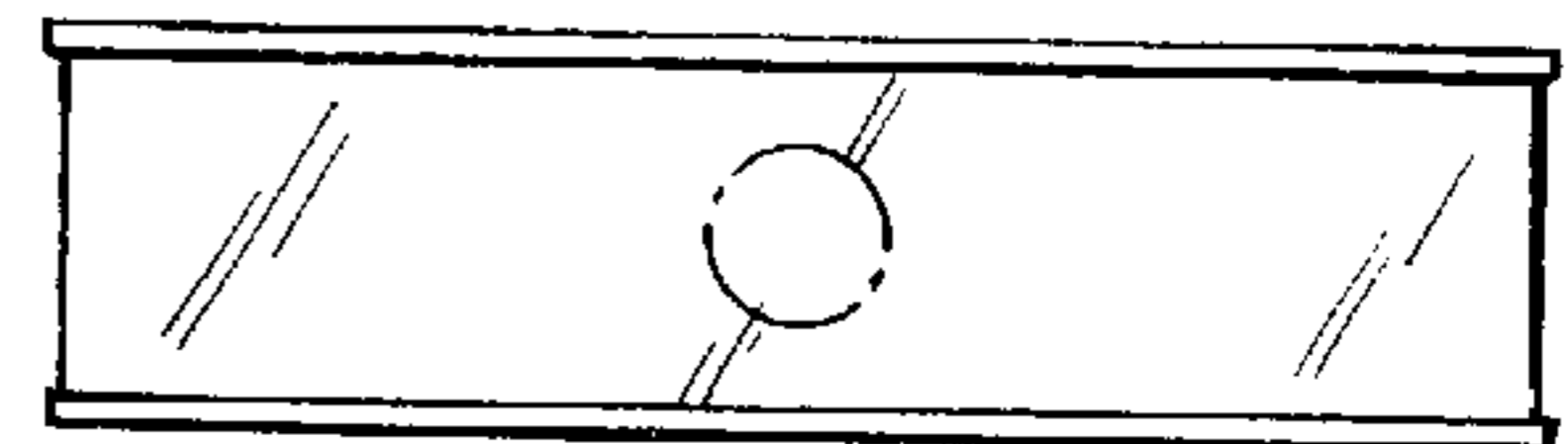


FIG. 2

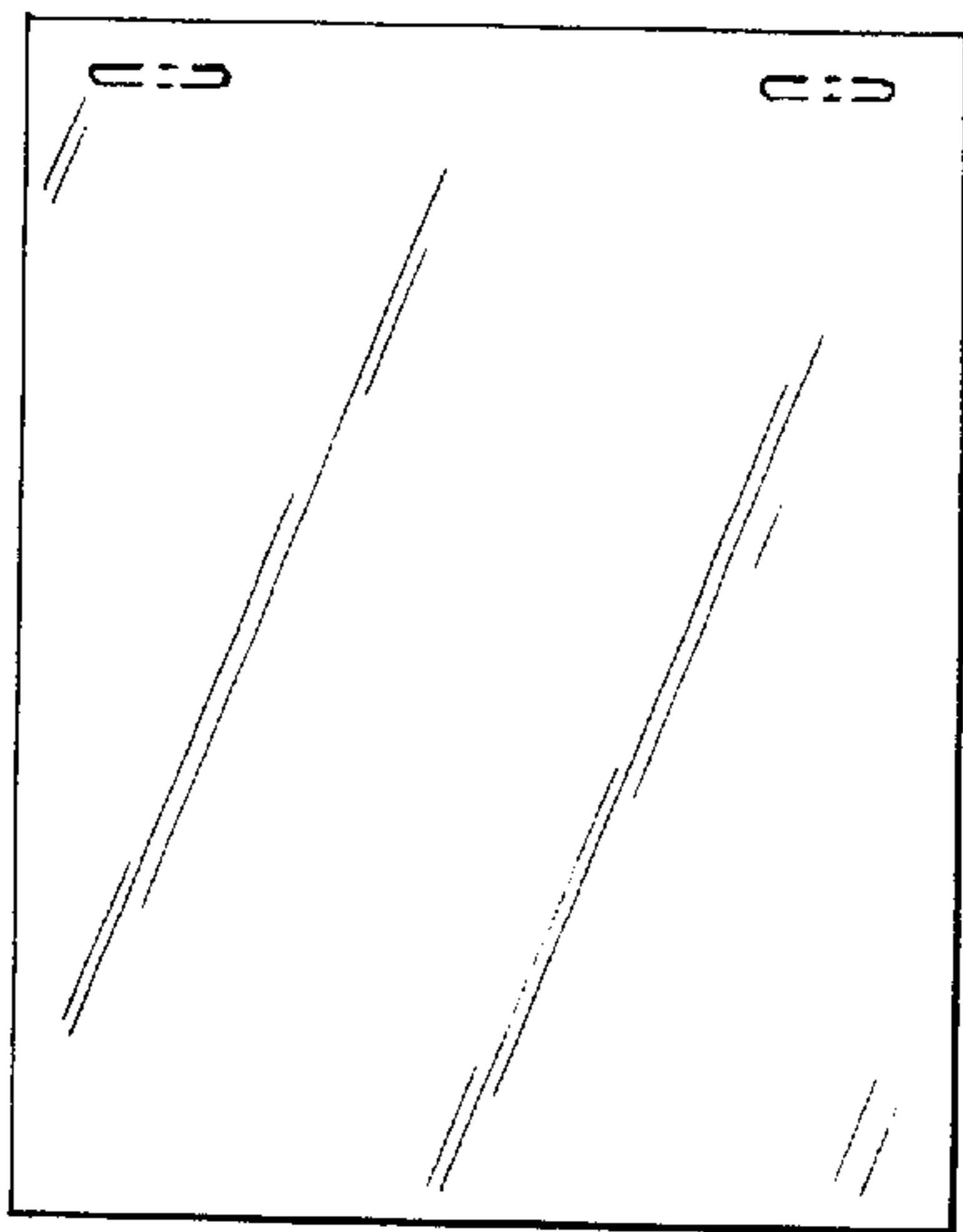


FIG. 6



FIG. 7

