



US00D449323B1

(12) **United States Design Patent**
Nakagawa

(10) **Patent No.:** **US D449,323 S**

(45) **Date of Patent:** **** Oct. 16, 2001**

(54) **MAGNIFIER**

(75) Inventor: **Satoshi Nakagawa, Tokyo (JP)**

(73) Assignees: **Tripod Design Co., Ltd, Tokyo;**
Morito Co., Ltd., Osaka, both of (JP)

(**) Term: **14 Years**

(21) Appl. No.: **29/137,547**

(22) Filed: **Feb. 26, 2001**

(30) **Foreign Application Priority Data**

Aug. 24, 2000 (JP) 12-023348

(51) **LOC (7) Cl.** **16-06**

(52) **U.S. Cl.** **D16/135**

(58) **Field of Search** D16/130, 135;
359/802, 803, 804, 805, 808, 809, 810,
811, 509, 511; 40/323; 206/316.1

(56) **References Cited**

U.S. PATENT DOCUMENTS

- D. 165,043 * 11/1951 Ankney D16/135
- D. 269,184 * 5/1983 Tweedie D16/135
- D. 367,487 * 2/1996 Segan D16/135
- D. 380,483 * 7/1997 Lee D16/135
- D. 394,272 * 5/1998 Hon D16/135
- D. 416,927 * 11/1999 Jim D16/135

- 1,547,142 * 7/1925 Bausch 359/511 X
- 2,511,651 * 6/1950 Schlitz 40/323
- 2,682,805 * 7/1954 Tomasovic 359/509
- 5,642,234 * 6/1997 Altman et al. 359/802

* cited by examiner

Primary Examiner—Paula A. Mortimer

(74) *Attorney, Agent, or Firm*—Oliff & Berridge, PLC

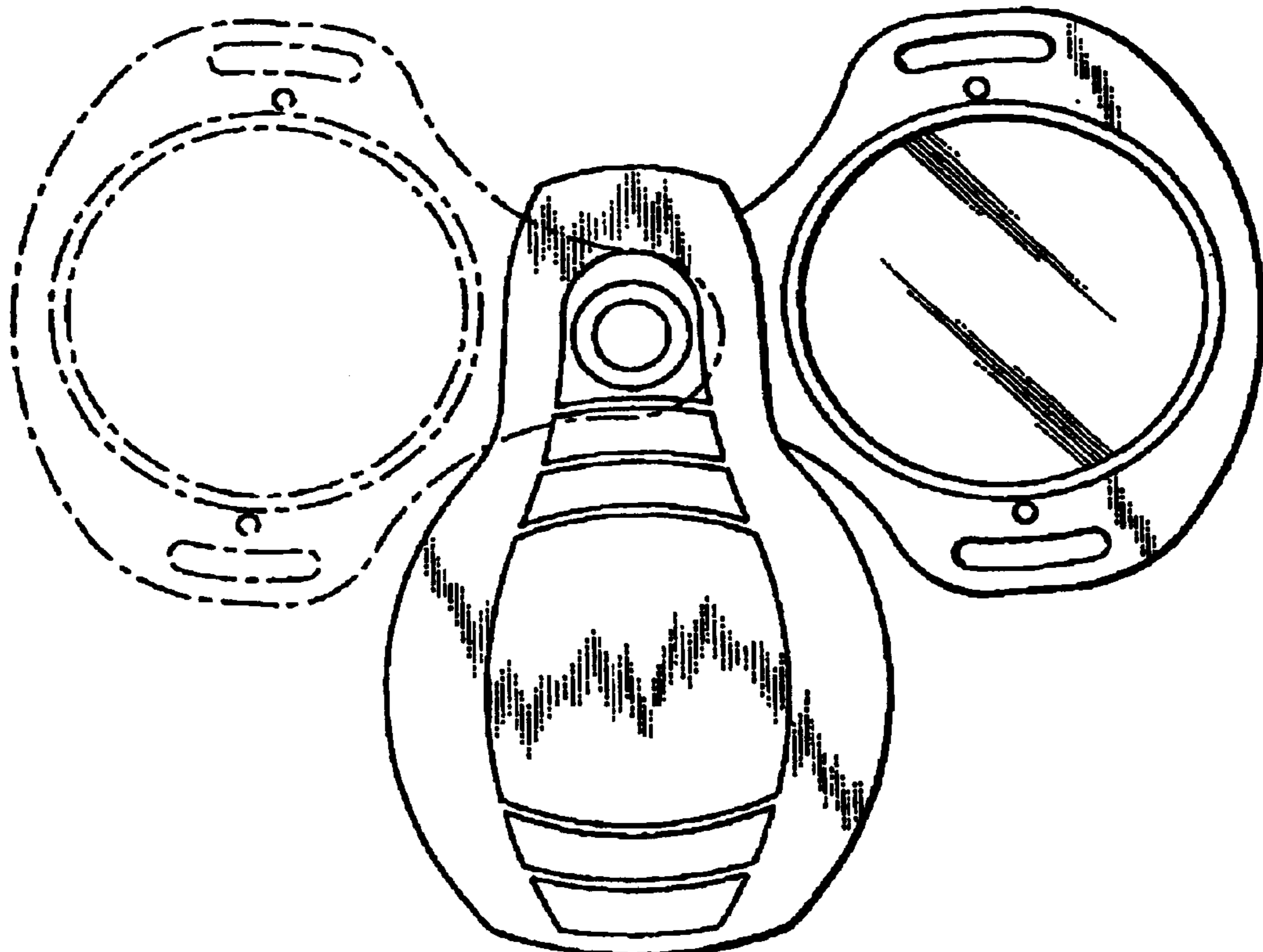
(57) **CLAIM**

The ornamental design for a magnifier, as shown and described.

DESCRIPTION

FIG. 1 is a front view of the magnifier;
 FIG. 2 is a rear view of FIG. 1;
 FIG. 3 is a plan view of FIG. 1;
 FIG. 4 is a bottom view of FIG. 1,
 FIG. 5 is a right side view of FIG. 1, the left side view being a mirror image;
 FIG. 6 is a cross sectional view of FIG. 1;
 FIG. 7 is a cross sectional view of FIG. 1; and
 FIG. 8 is a front elevational view thereof; and,
 FIG. 9 is a front elevational view with the magnifier lens pivoted outside of its case.
 The broken line showing of the rope in FIG. 8 and the pivoted lens in FIG. 9 is for illustrative purposes and forms no part of the claimed design.

1 Claim, 4 Drawing Sheets



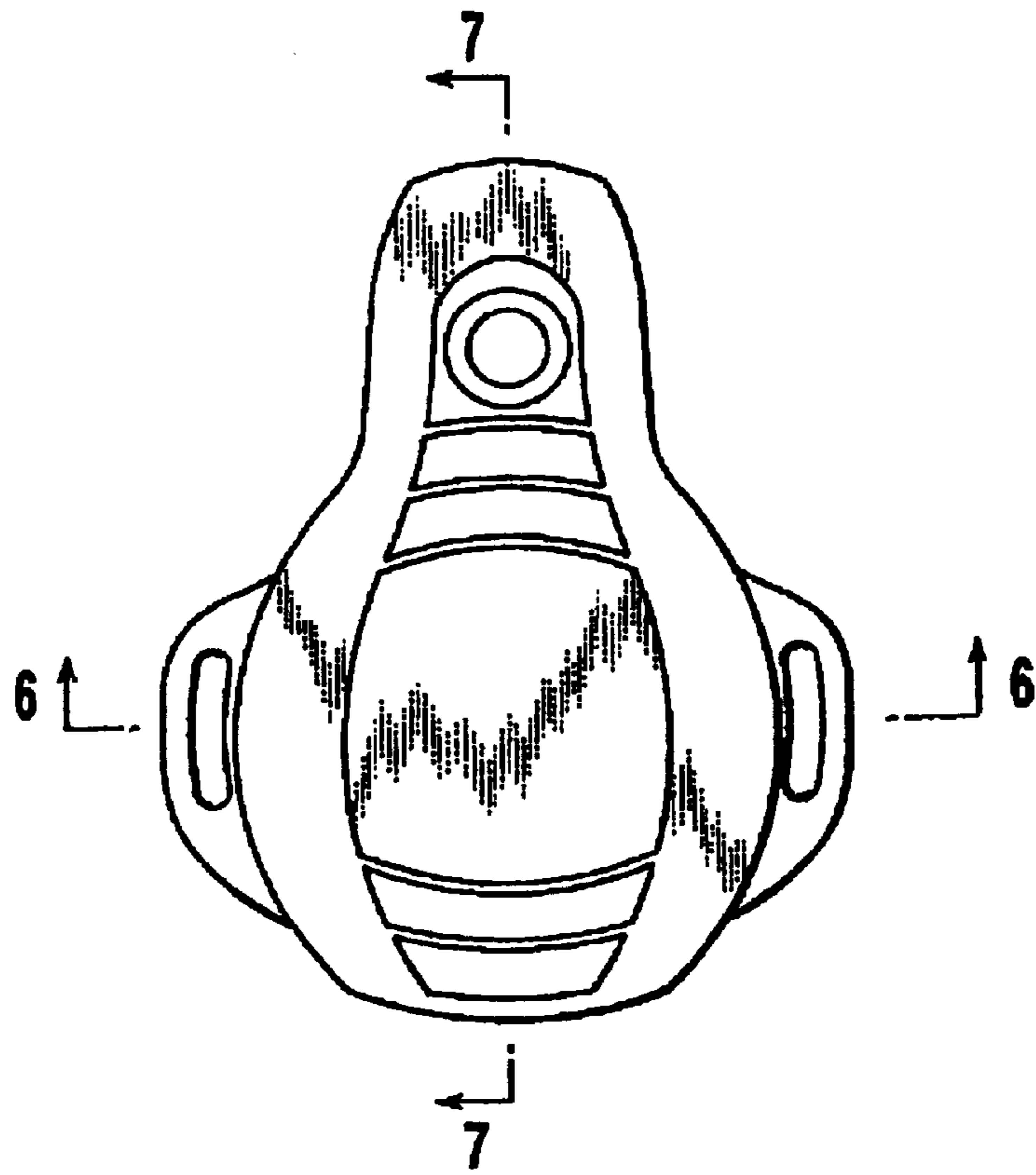


FIG. 1

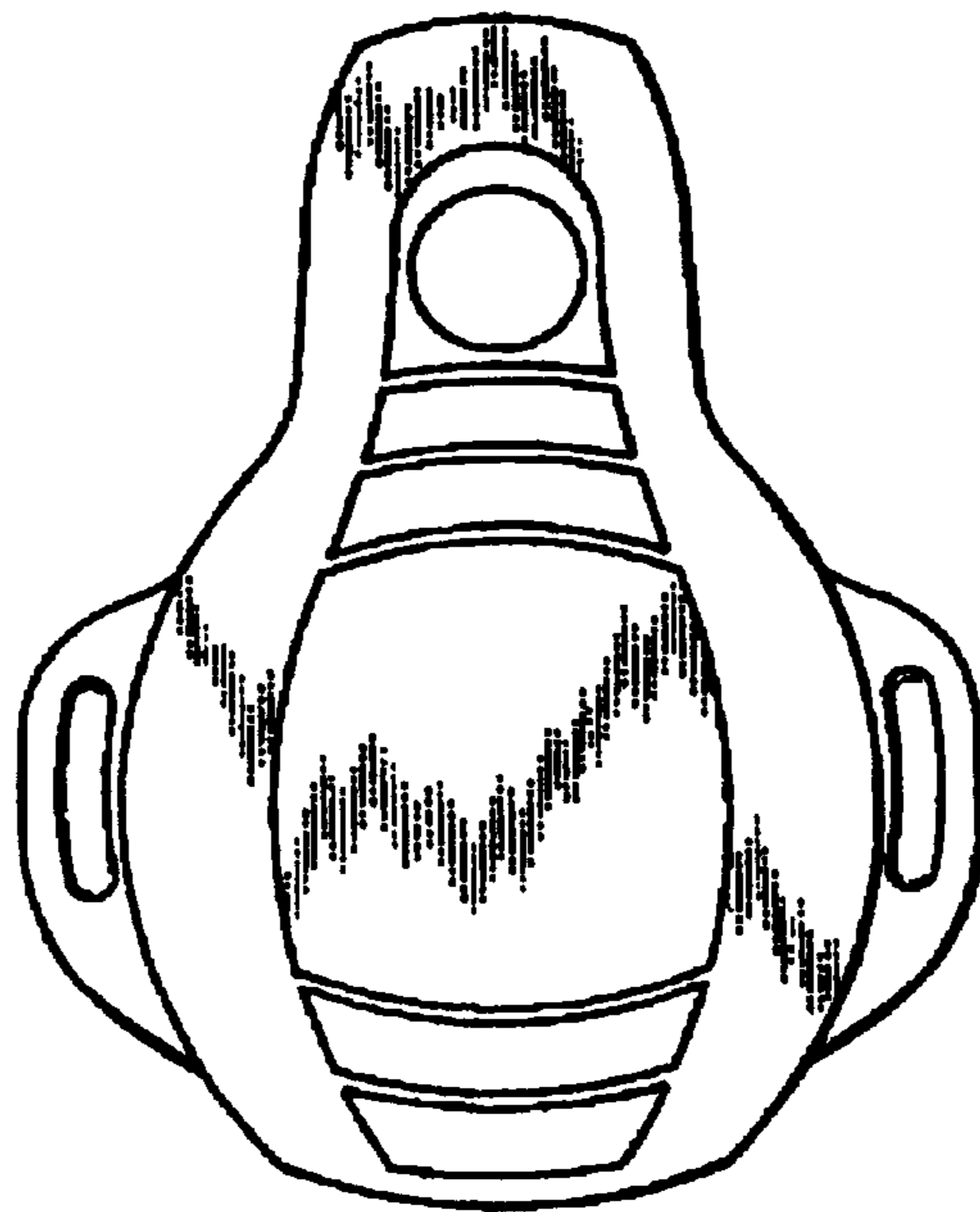


FIG. 2

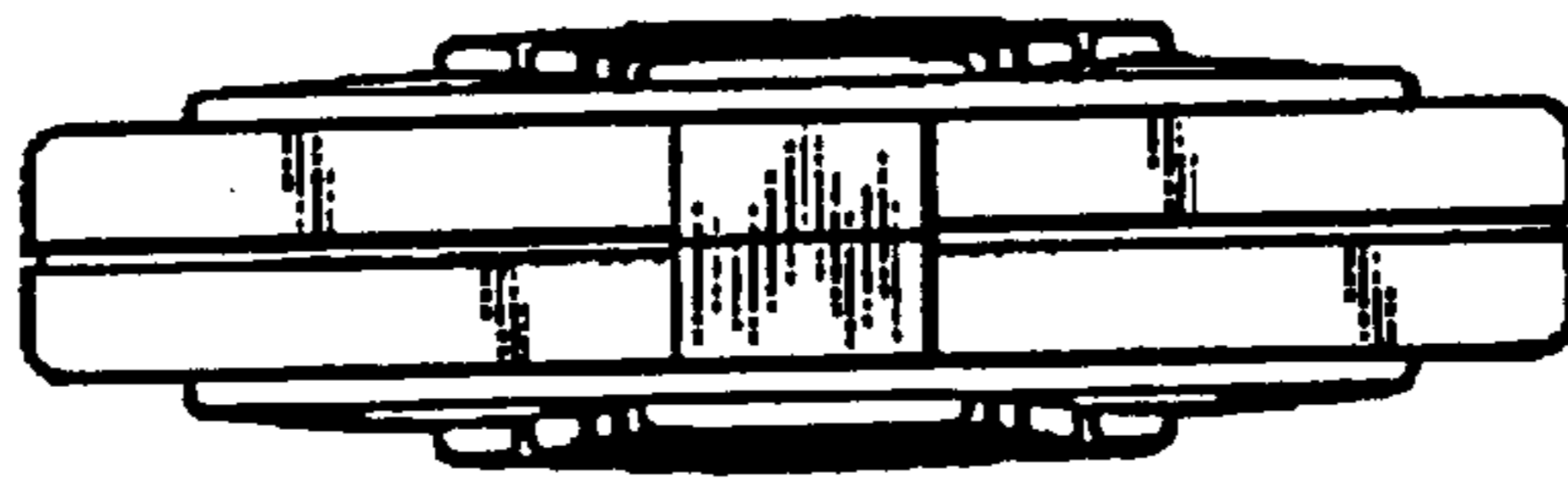


FIG. 3




FIG. 4



FIG. 5




FIG. 6




FIG. 7

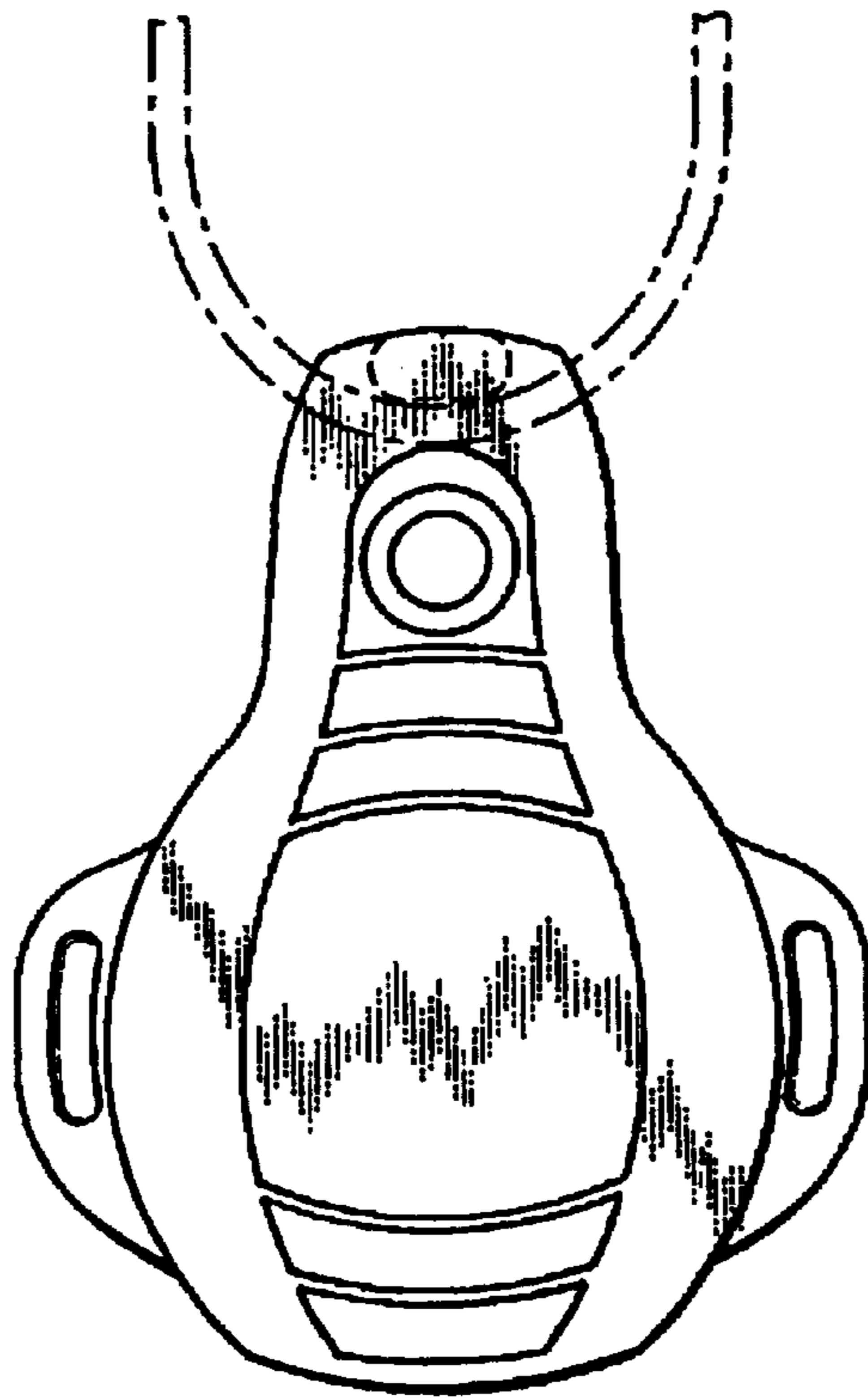


FIG. 8

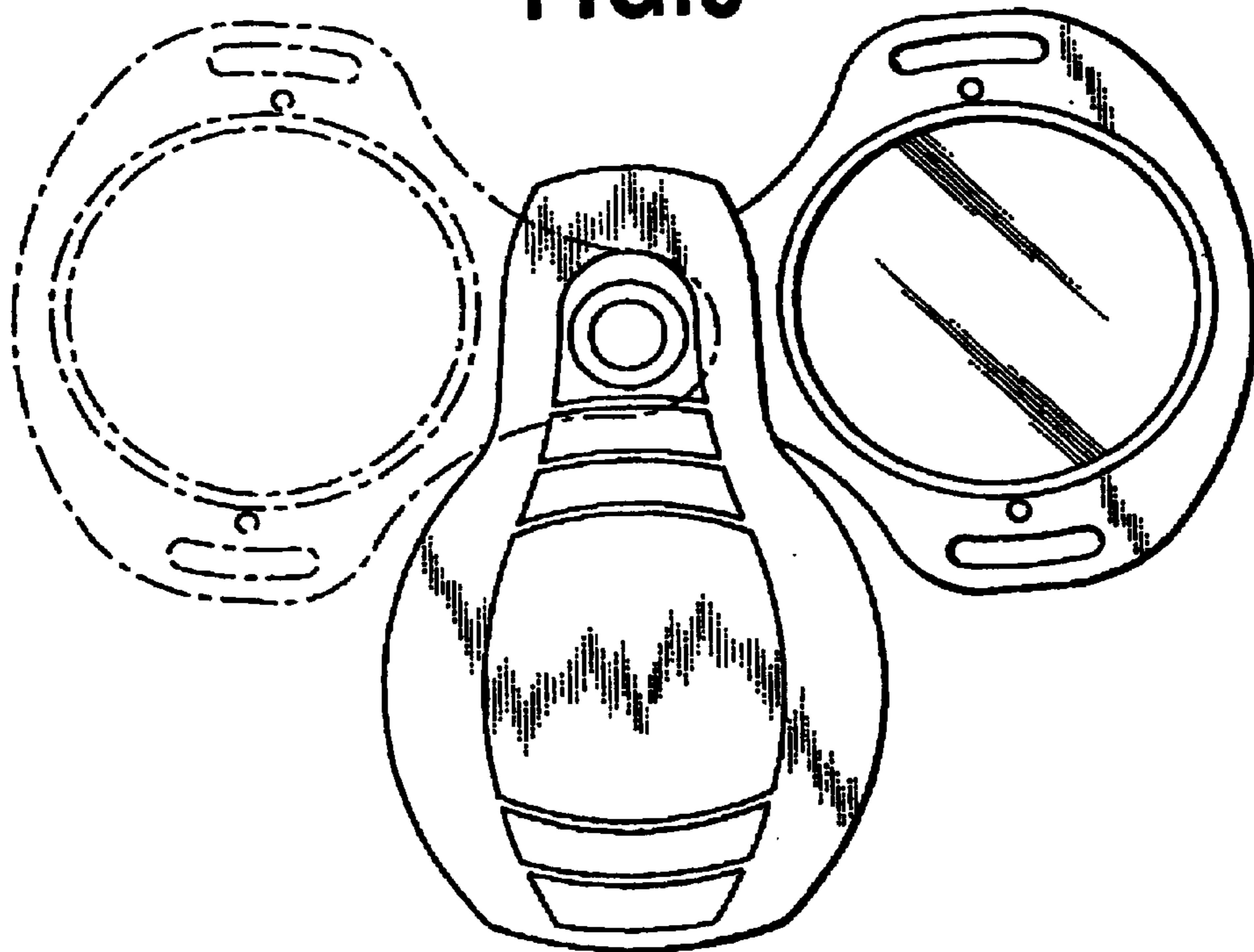


FIG. 9