



US00D449297B1

(12) **United States Design Patent**  
**Gartrell et al.**

(10) **Patent No.:** **US D449,297 S**

(45) **Date of Patent:** **\*\* Oct. 16, 2001**

(54) **LENS FOR A HANDSET**

(75) Inventors: **Andrew Gartrell; Dimitre Mehandjiysky**, both of Calabasas;  
**Kelley Ann Chao-Fei Ching Lee**, Pasadena, all of CA (US)

(73) Assignee: **Nokia Mobile Phones Ltd.**, Espoo (FI)

(\*\*) Term: **14 Years**

(21) Appl. No.: **29/126,913**

(22) Filed: **Jul. 26, 2000**

(51) **LOC (7) Cl.** ..... **14-03**

(52) **U.S. Cl.** ..... **D14/248**

(58) **Field of Search** ..... D14/137, 138,  
D14/218, 147-148, 247-248, 144, 249,  
341-347; 379/433.434, 419, 420, 428, 440;  
455/550-575, 90

(56) **References Cited**

**U.S. PATENT DOCUMENTS**

- D. 393,470 \* 4/1998 Nagele et al. .... D14/249
- D. 402,664 \* 12/1998 Phillips et al. .... D14/247
- D. 405,445 \* 2/1999 Phillips et al. .... D14/138
- D. 405,783 \* 2/1999 Nuovo et al. .... D14/138
- D. 405,784 \* 2/1999 Phillips et al. .... D14/138
- D. 406,583 \* 3/1999 Phillips et al. .... D14/138

- D. 409,999 \* 5/1999 Nuovo et al. .... D14/138
- D. 416,563 \* 11/1999 Kolinen ..... D14/248
- D. 421,022 \* 2/2000 Curtis ..... D14/248
- D. 421,258 \* 2/2000 Isonaga ..... D14/147
- D. 423,015 \* 4/2000 Curtis et al. .... D14/248
- D. 426,829 \* 6/2000 Curtis ..... D14/248
- D. 434,754 \* 12/2000 Banryu ..... D14/248
- D. 434,755 \* 12/2000 Banryu ..... D14/248
- D. 435,252 \* 12/2000 Shindo et al. .... D14/248
- 5,745,566 \* 4/1998 Petrella et al. .... 379/433
- 5,768,370 \* 6/1998 Maatta et al. .... 379/433

\* cited by examiner

*Primary Examiner*—Jeffrey Asch

(74) *Attorney, Agent, or Firm*—Brian T. Rivers

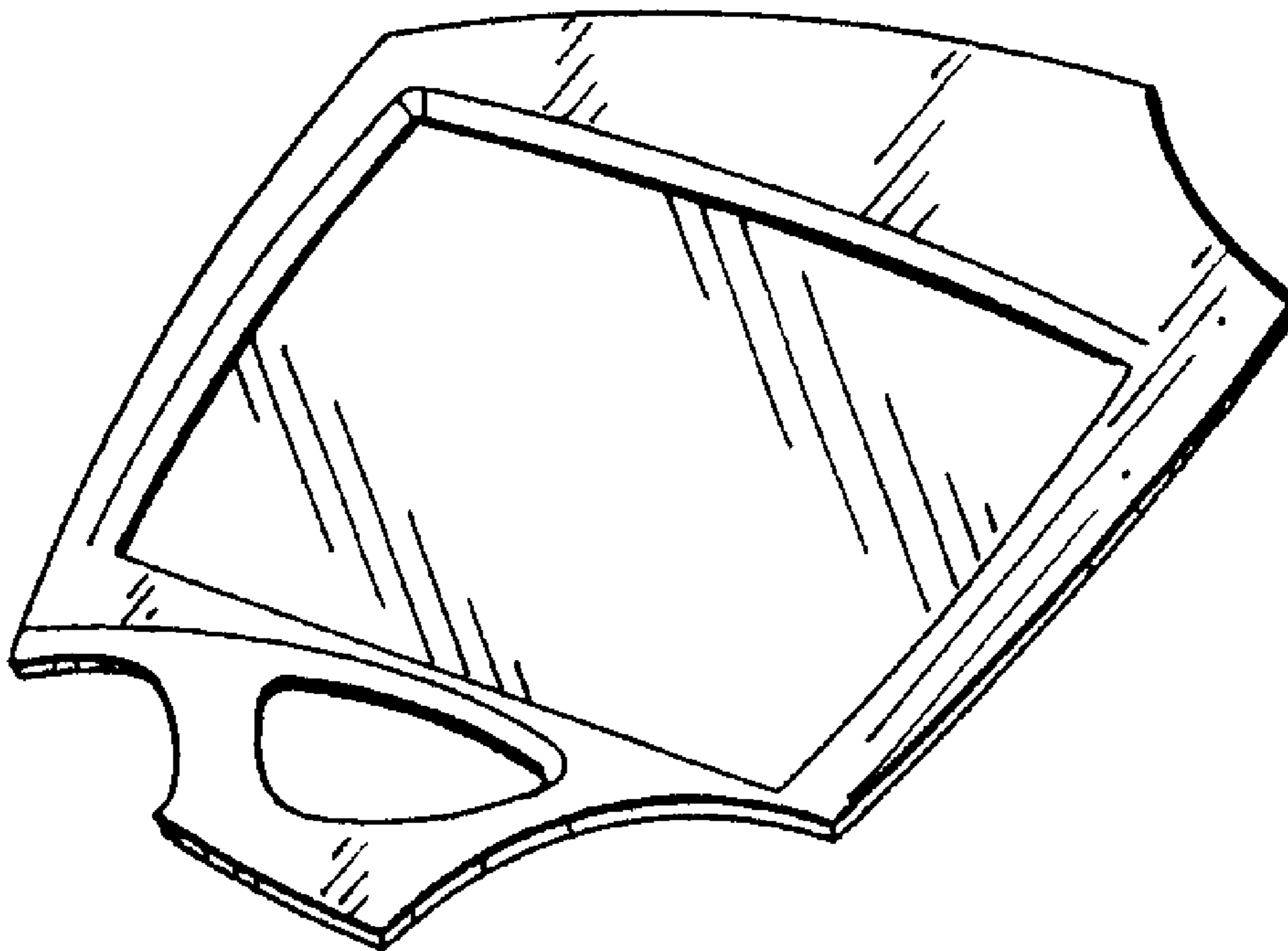
(57) **CLAIM**

The ornamental design for a lens for a handset, as shown.


**DESCRIPTION**

FIG. 1 is a perspective front view of the lens for a handset;  
FIG. 2 is a rear view thereof;  
FIG. 3 is a top plan view thereof;  
FIG. 4 is a right side view thereof;  
FIG. 5 is a front view thereof;  
FIG. 6 is a left side view thereof; and,  
FIG. 7 is a bottom plan view thereof.

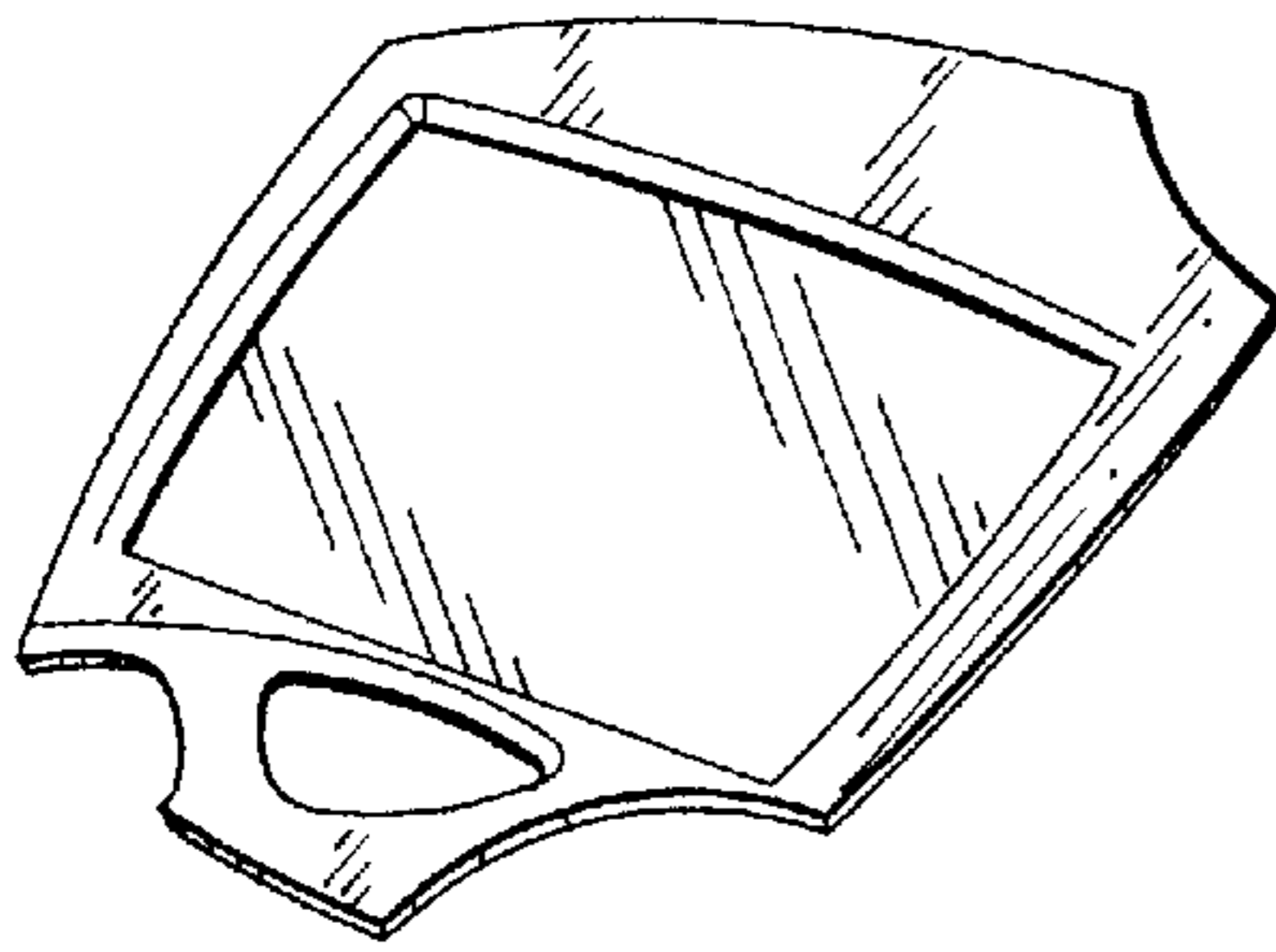
**1 Claim, 1 Drawing Sheet**




*FIG. 2*



*FIG. 1*



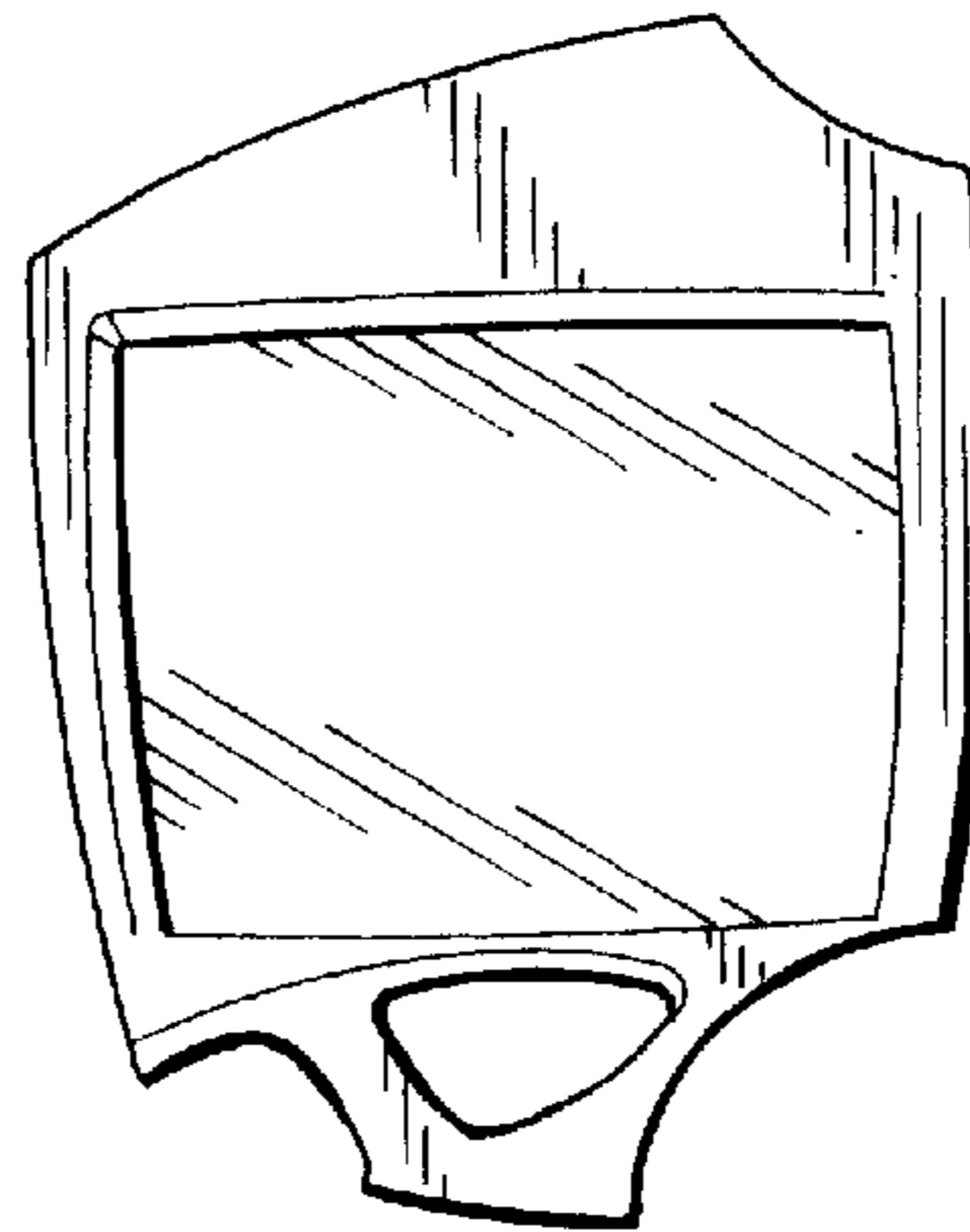
*FIG. 3*



*FIG. 4*



*FIG. 5*



*FIG. 6*



*FIG. 7*

