



US00D449293B1

(12) **United States Design Patent**  
**Irby et al.**

(10) **Patent No.:** **US D449,293 S**

(45) **Date of Patent:** **\*\* Oct. 16, 2001**

(54) **SPEAKER GRILL**

(75) Inventors: **Steven M. Irby**, Oklahoma City;  
**William O. Doering**, Stillwater, both of  
OK (US)

(73) Assignee: **Stillwater Designs & Audio, Inc.**,  
Stillwater, OK (US)

(\*\*) Term: **14 Years**

(21) Appl. No.: **29/137,614**

(22) Filed: **Feb. 23, 2001**

(51) **LOC (7) Cl.** ..... **14-01**

(52) **U.S. Cl.** ..... **D14/219**

(58) **Field of Search** ..... D14/204, 209-216,  
D14/219-222; 181/143-148, 150, 153,  
157, 171-174; 381/182, 300-302, 307,  
359, 361, 386, 395, 391

(56) **References Cited**

**U.S. PATENT DOCUMENTS**

D. 71,784 \* 1/1927 Dulzo ..... D14/215

D. 91,386 \* 1/1934 Booth ..... D14/216 X  
D. 244,698 \* 6/1977 Babb ..... D14/222  
3,909,530 \* 9/1975 Gosswiller ..... 381/391 X

\* cited by examiner

*Primary Examiner*—Nanda Bondade

(74) *Attorney, Agent, or Firm*—Mary M. Lee

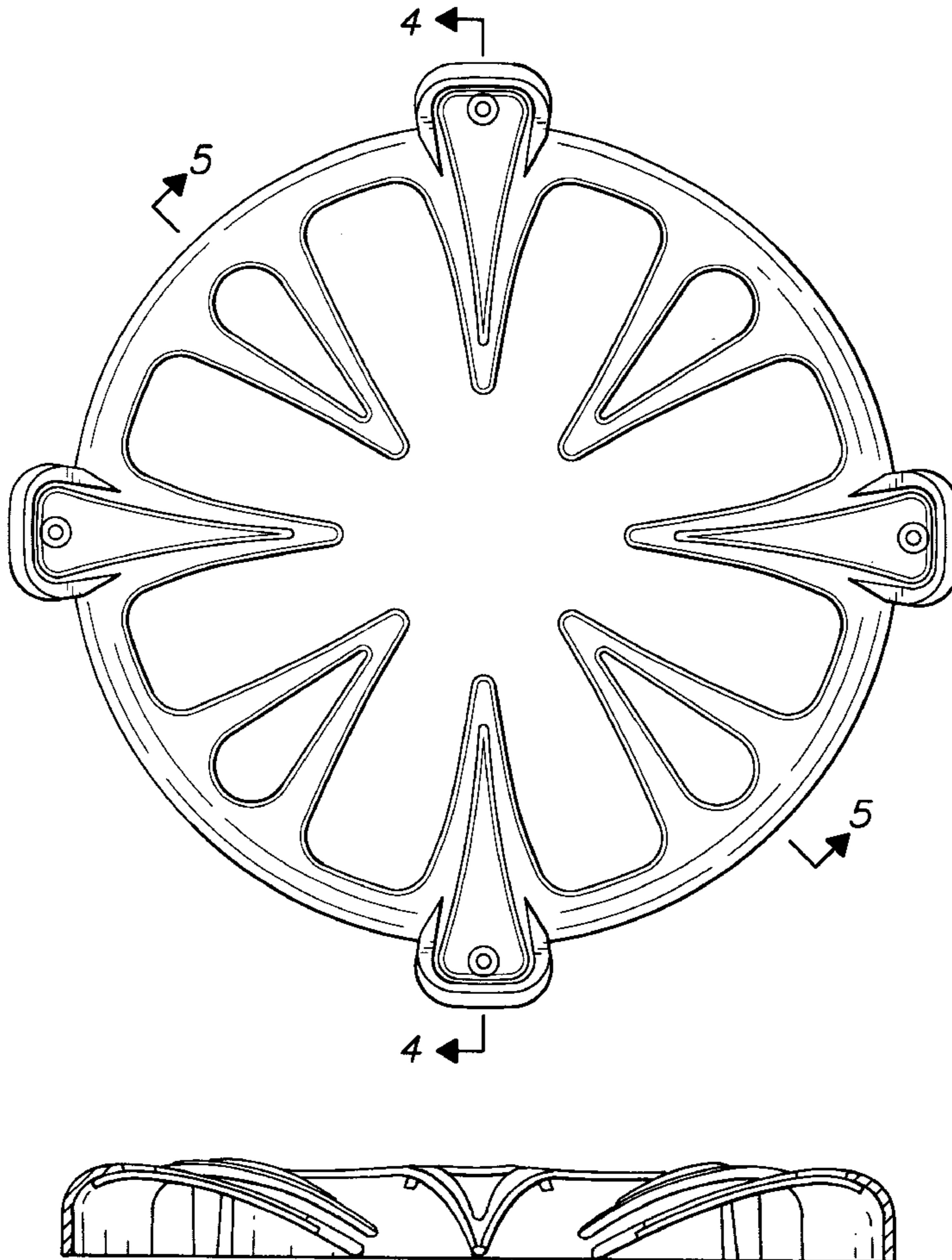
(57) **CLAIM**

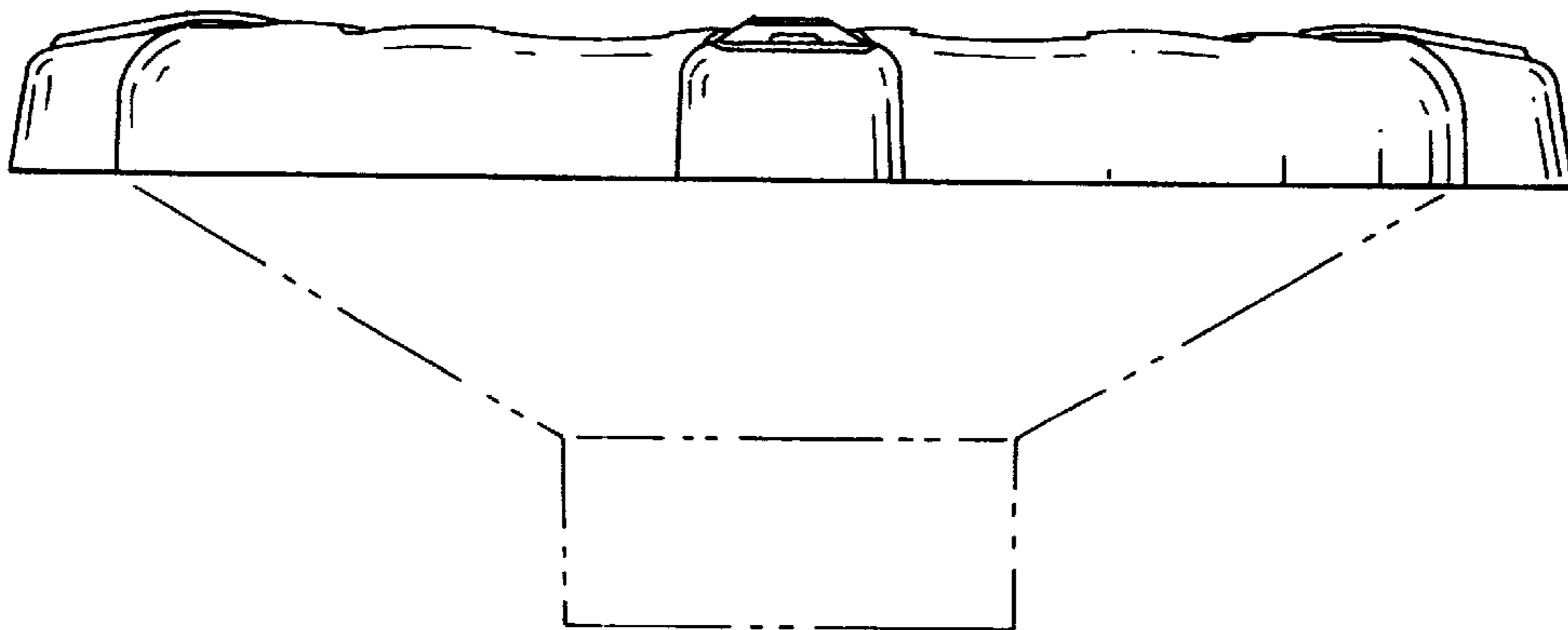

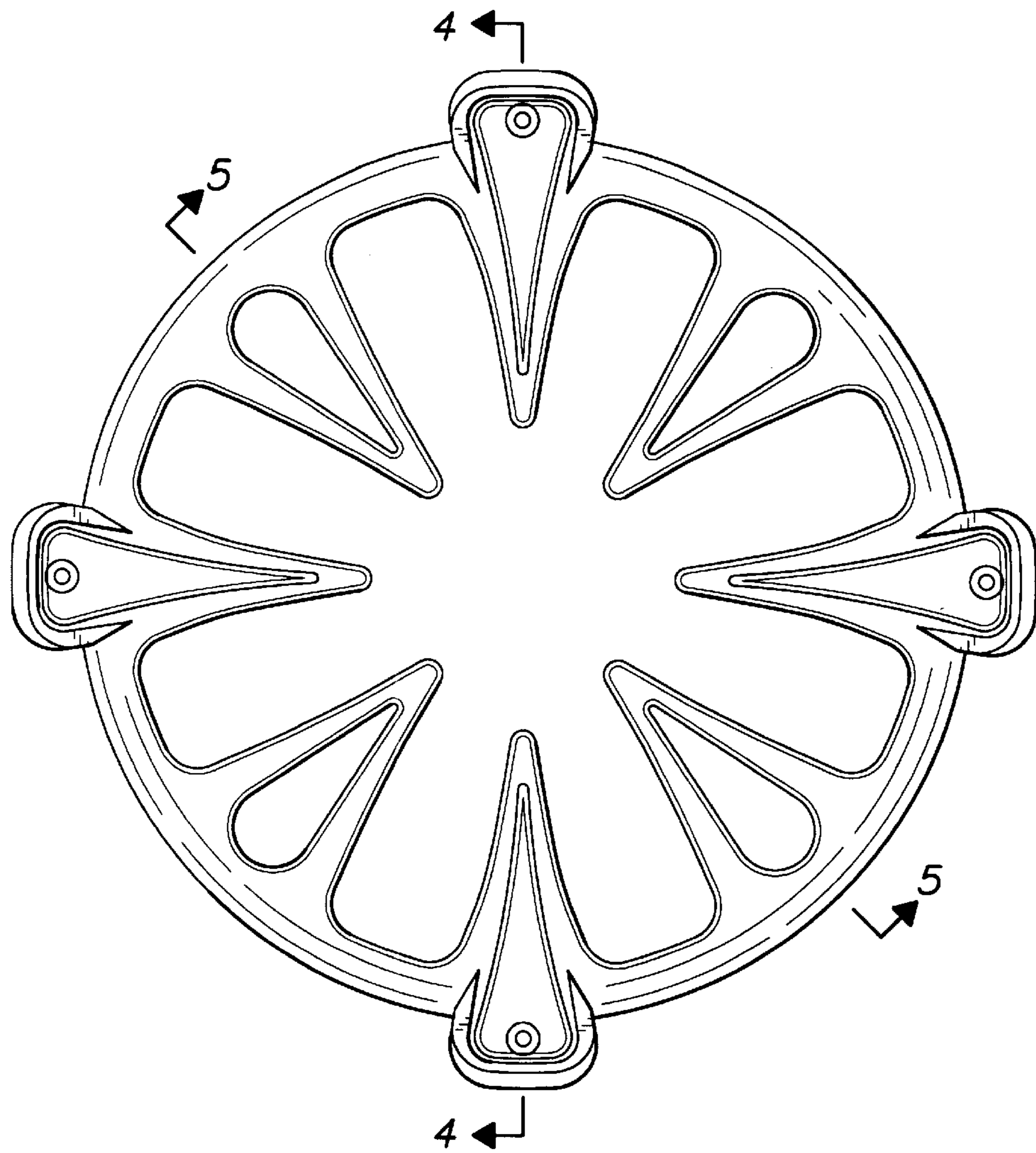
The ornamental design for a speaker grill, as shown and described.

**DESCRIPTION**

FIG. 1 is a front elevational view of the speaker grill.  
FIG. 2 is a side elevational view of the speaker grill, the broken line showing of the subwoofer body is for illustrative purposes only and forms no part of the claimed design;  
FIG. 3 is a rear elevational view of the speaker grill.  
FIG. 4 is a side sectional view of the speaker grill taken along line 4-4 of FIG. 1; and,  
FIG. 5 is a side sectional view taken along line 5-5 of FIG. 1.

**1 Claim, 2 Drawing Sheets**








FIG. 1




FIG. 2

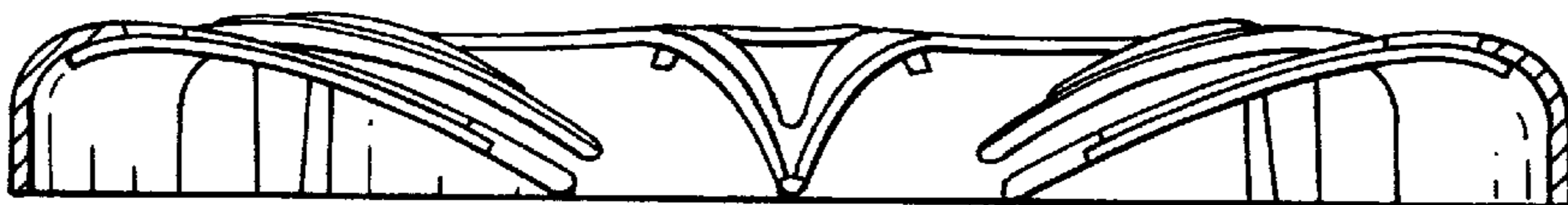


FIG. 3