



US00D449286B1

(12) **United States Design Patent**  
**Wakefield et al.**

(10) **Patent No.:** **US D449,286 S**

(45) **Date of Patent:** **\*\* Oct. 16, 2001**

(54) **SPEAKERPHONE**

(75) Inventors: **Scott Wakefield**, Andover; **Ben Misrahi**, Watertown; **Niall Deloughry**, Concord, all of MA (US)

(73) Assignee: **Polycom, Inc.**, Milpitas, CA (US)

(\*\*) Term: **14 Years**

(21) Appl. No.: **29/122,868**

(22) Filed: **May 3, 2000**

(51) **LOC (7) Cl.** ..... **14-03**

(52) **U.S. Cl.** ..... **D14/150**

(58) **Field of Search** ..... D14/137, 356,  
D14/138, 243, 148, 147, 171, 149-151,  
242, 140-142, 155, 240, 241, 159; 379/433-436,  
419, 420, 428, 440

(56) **References Cited**

**U.S. PATENT DOCUMENTS**

D. 292,283	*	10/1987	Matsuda et al.	.....	D14/240
D. 307,274	*	4/1990	Sasaki et al.	.....	D14/243
D. 342,732		12/1993	Hinman et al.	.....	D14/150
D. 382,266		8/1997	Wakefield	.....	D14/150
D. 396,716	*	8/1998	Matsuda et al.	.....	D14/150
D. 399,842	*	10/1998	Matsuda et al.	.....	D14/150
D. 406,841	*	3/1999	Myung	.....	D14/150

D. 411,995		7/1999	Chen	.....	D14/150
D. 419,997	*	2/2000	Montalbo et al.	.....	D14/149
D. 434,747	*	12/2000	Bird et al.	.....	D14/150

**OTHER PUBLICATIONS**

Hello Direct, Spring 1997, pp. 44, 46, 47, teleconferencing devices shown therein.\*

\* cited by examiner

*Primary Examiner*—Jeffrey Asch

(74) *Attorney, Agent, or Firm*—Carr & Ferrell LLP

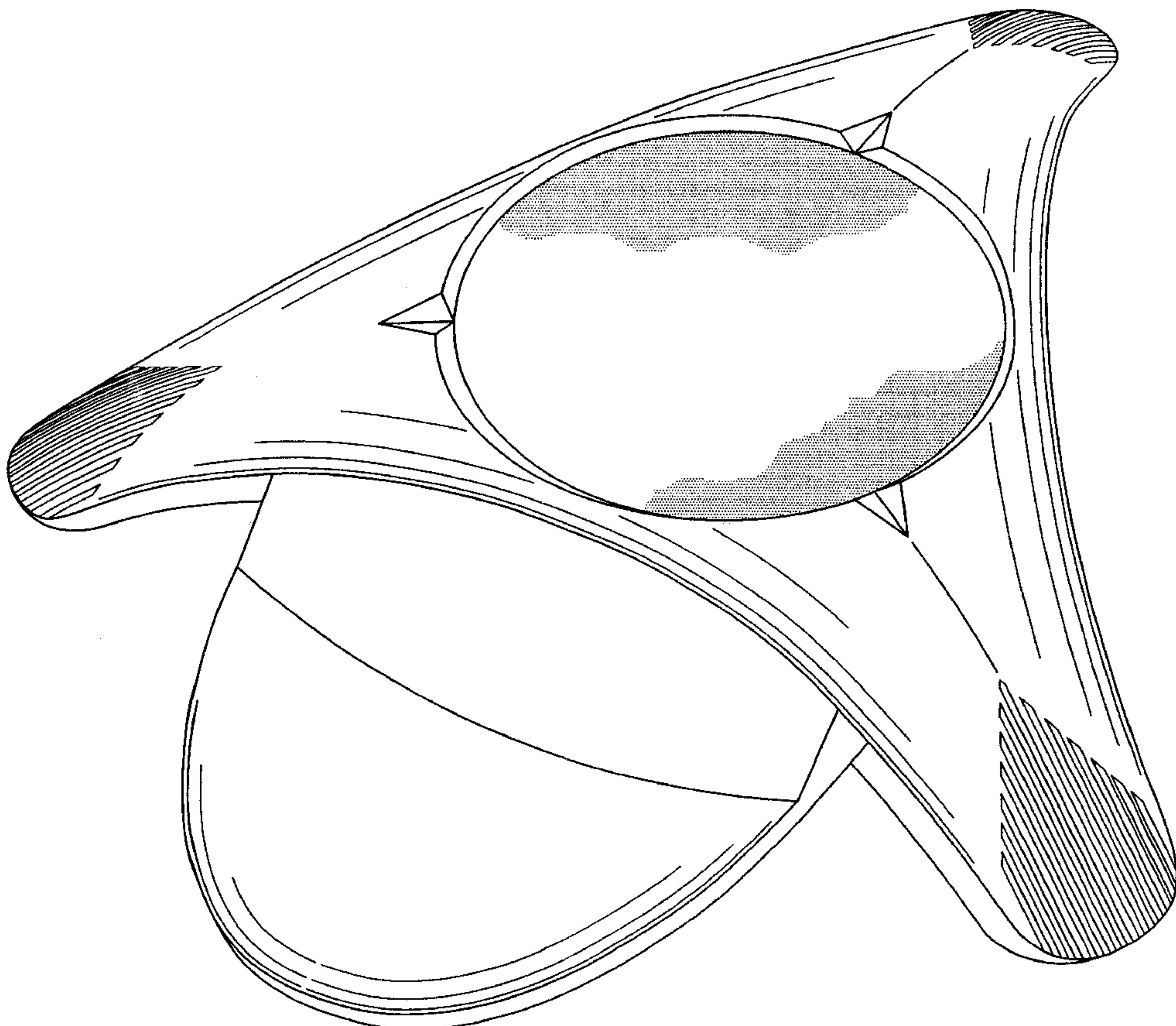
(57) **CLAIM**

The ornamental design for a speakerphone, as shown and described.

**DESCRIPTION**

FIG. 1 is a perspective view showing the top, front and right side of a speakerphone according to our new design; FIG. 2 is a top view of the speakerphone shown in FIG. 1; FIG. 3 is a front view of the speakerphone shown in FIG. 1; FIG. 4 is a rear view of the speakerphone shown in FIG. 1; FIG. 5 is left side view of the speakerphone shown in FIG. 1; and, FIG. 6 is a right side view of the speakerphone shown in FIG. 1.

**1 Claim, 4 Drawing Sheets**



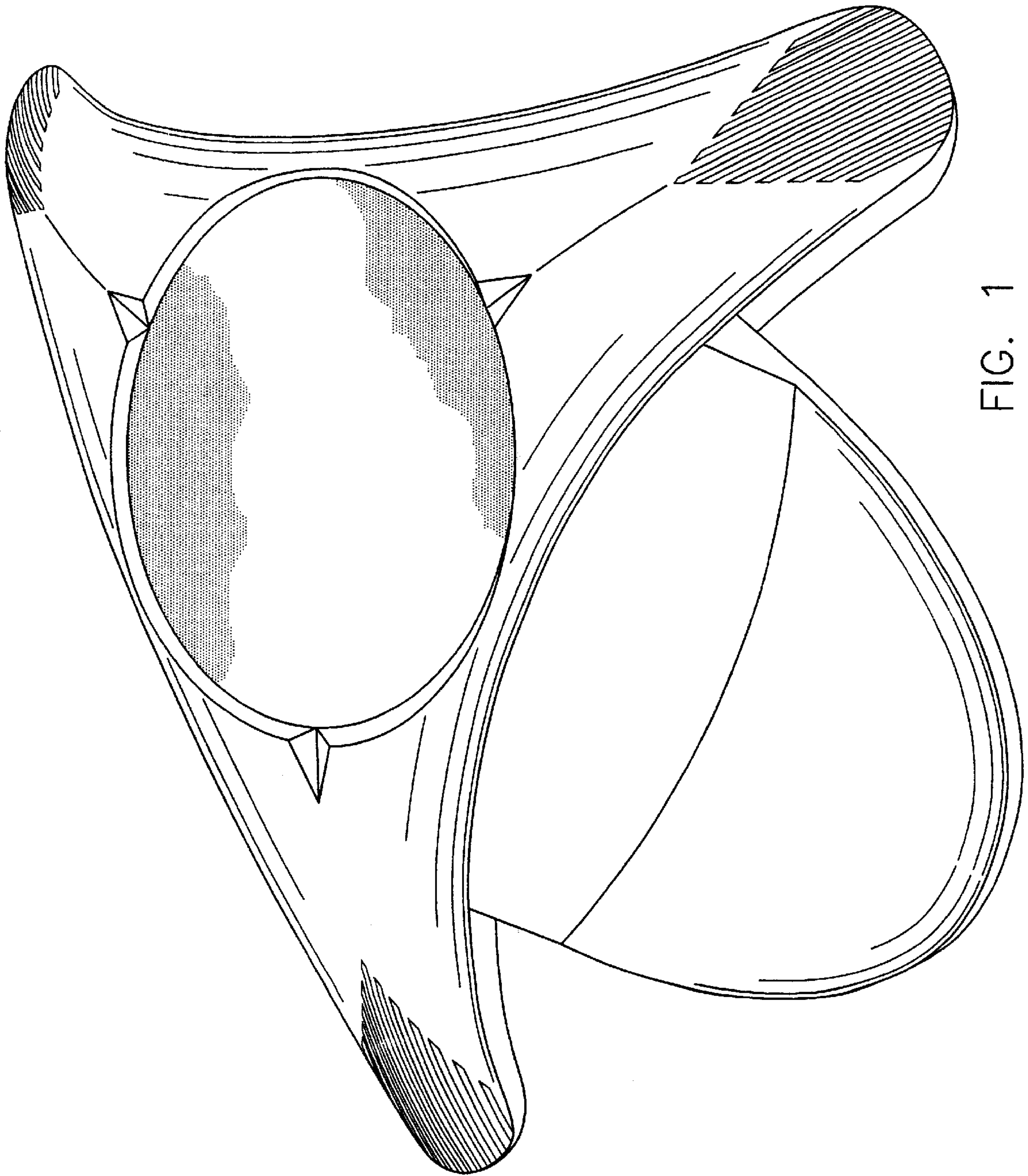


FIG. 1

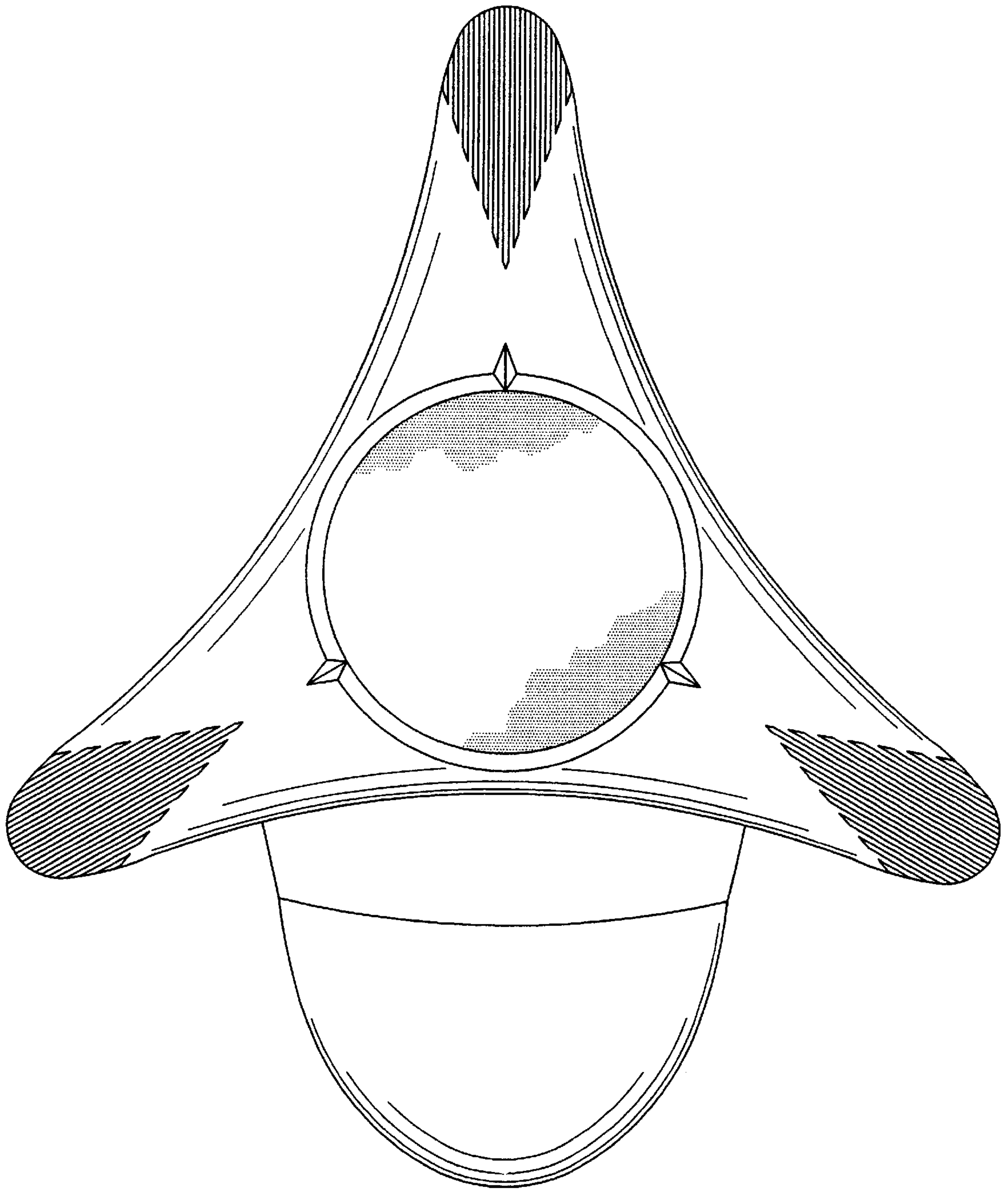


FIG. 2



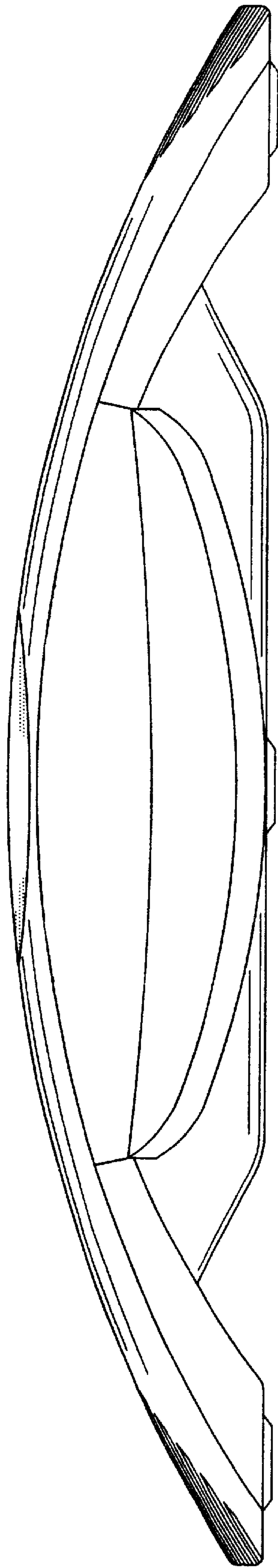


FIG. 3

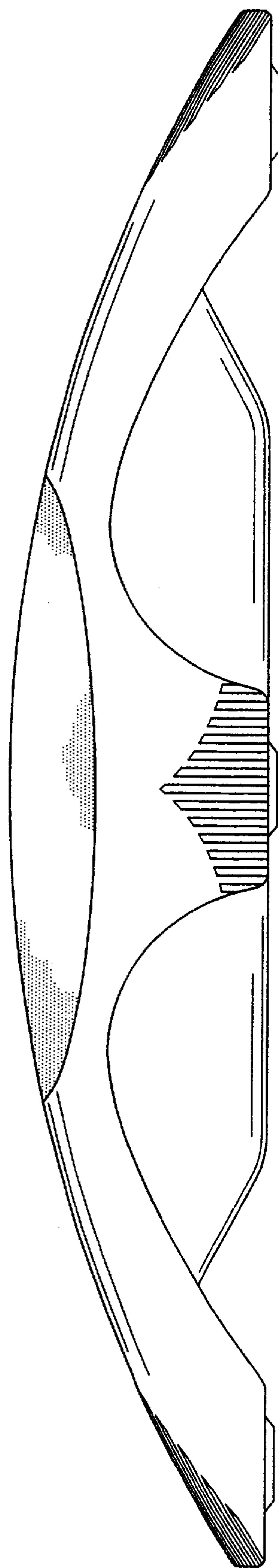


FIG. 4

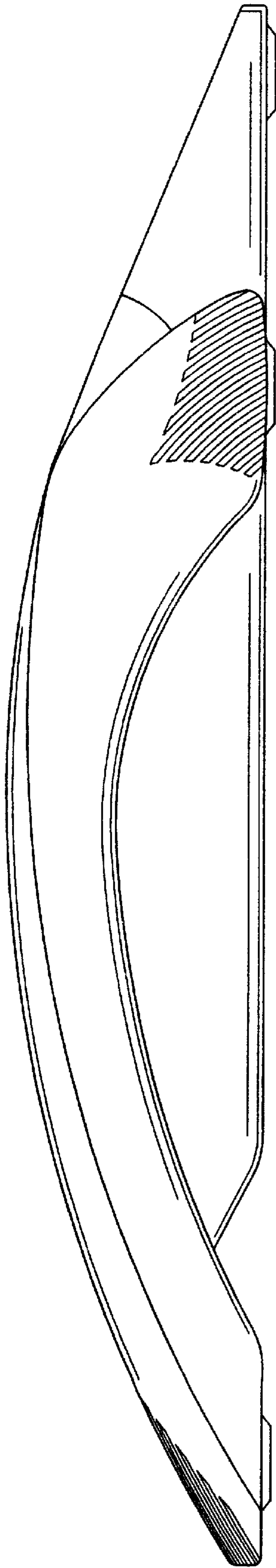


FIG. 5

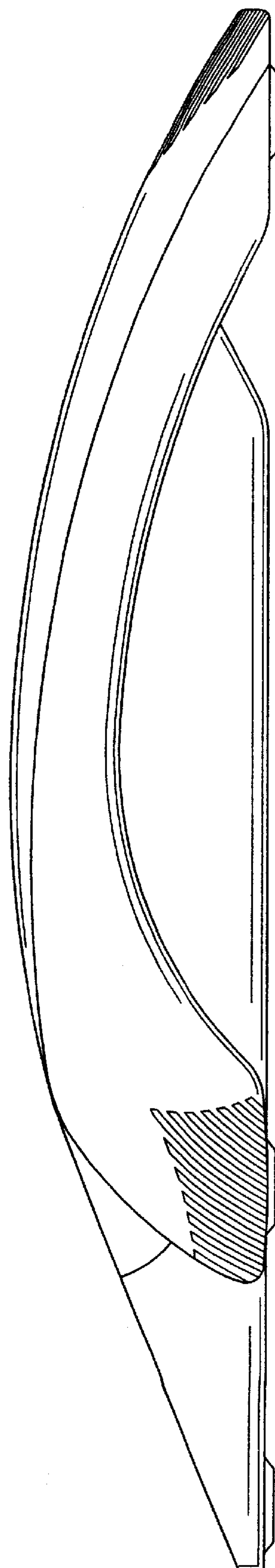


FIG. 6