



US00D449279B1

(12) **United States Design Patent** (10) **Patent No.:** **US D449,279 S**
Takach, Jr. et al. (45) **Date of Patent:** **** Oct. 16, 2001**

(54) **ELECTRICAL EQUIPMENT HOUSING COVER**

Primary Examiner—Alan P. Douglas
Assistant Examiner—Jennifer Rivard

(75) Inventors: **Eugene J. Takach, Jr.**, Eden Prairie;
Thomas G. Cornille, New Hope, both
of MN (US)

(57) **CLAIM**

The ornamental design for an electrical equipment housing cover, as shown and described.

(73) Assignee: **Honeywell International Inc.**,
Morristown, NJ (US)

DESCRIPTION

(**) Term: **14 Years**

FIG. 1 is a perspective view of an electrical equipment housing cover with the top (shorter width) surface of the cover facing the viewer.

(21) Appl. No.: **29/130,801**

FIG. 2 is the opposite perspective view of the electrical equipment housing cover.

(22) Filed: **Oct. 9, 2000**

FIG. 3 is a front elevation view of the electrical equipment housing cover.

(51) **LOC (7) Cl.** **13-03**

(52) **U.S. Cl.** **D13/152; D13/184**

(58) **Field of Search** 174/50, 52.1, 52.4,
174/58, 48, 65 R; D14/240; D13/152, 154,
156, 184, 177; 220/3.2, 3.3, 241

FIG. 4 is a bottom view of the electrical equipment housing cover; and,

(56) **References Cited**

U.S. PATENT DOCUMENTS

D. 305,717	*	1/1990	Soren et al.	D14/240	X
D. 410,437	*	6/1999	Mowery	D13/177	
D. 424,028	*	5/2000	Vaiani	D13/184	
3,584,135	*	6/1971	Dowtin	174/50	
5,914,460	*	6/1999	Mowery et al.	174/50	

FIG. 5 is a top view of the electrical equipment housing cover.

The rear view of the electrical equipment housing cover forms no part of the claimed design.

The broken line environmental showing is for illustrative purposes only and forms no part of the claimed design.

* cited by examiner

1 Claim, 2 Drawing Sheets

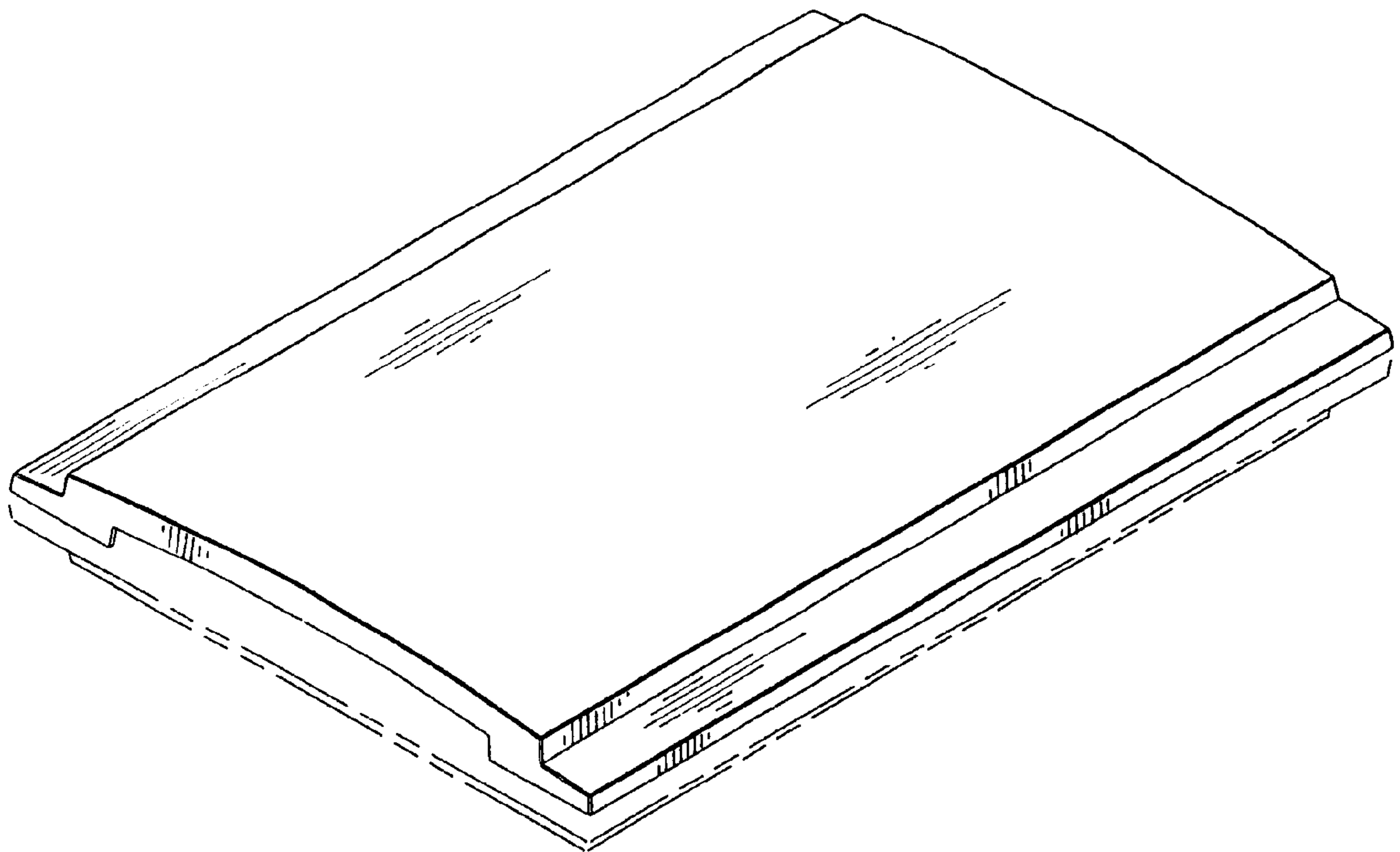


Fig. 1

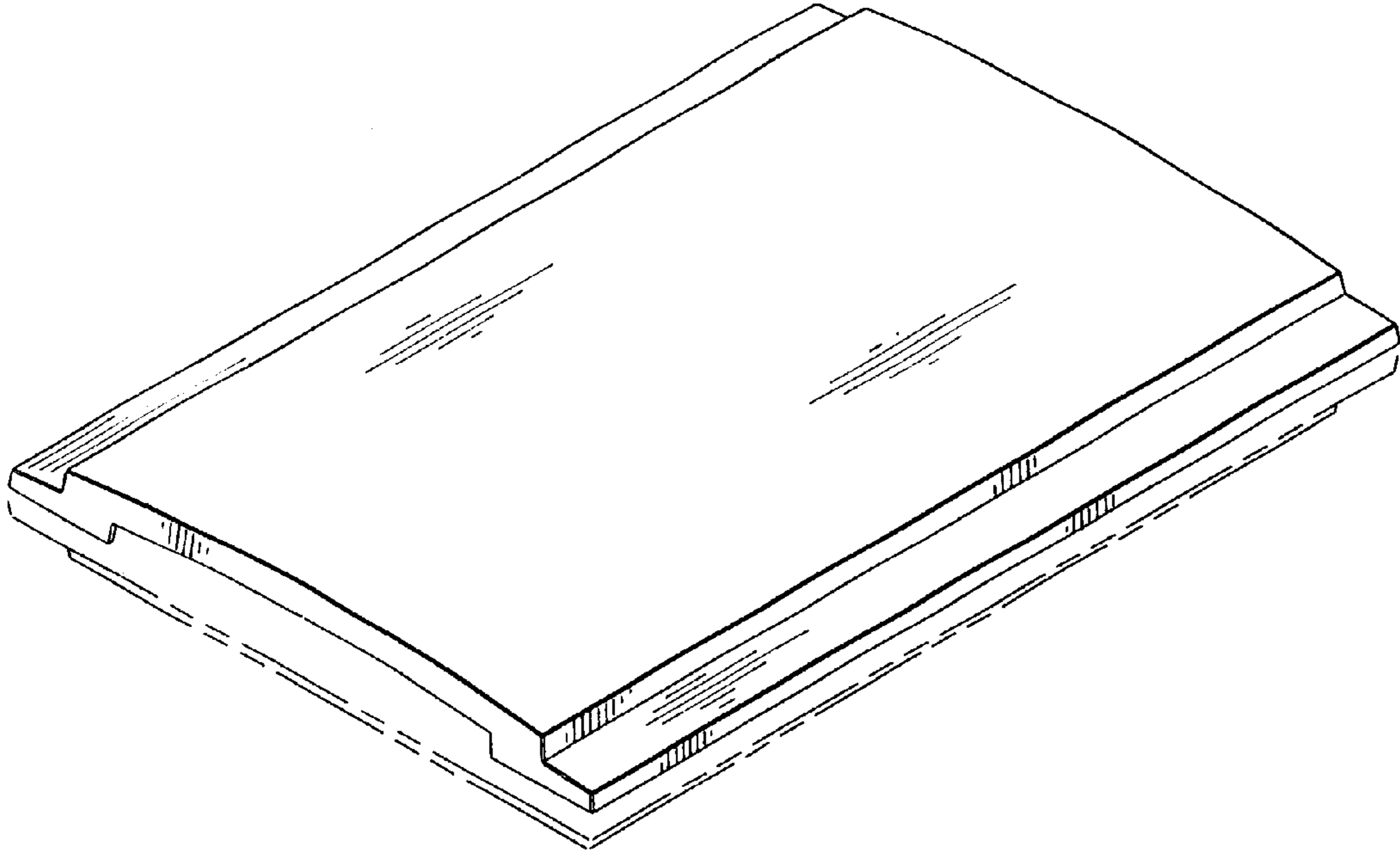


Fig. 2

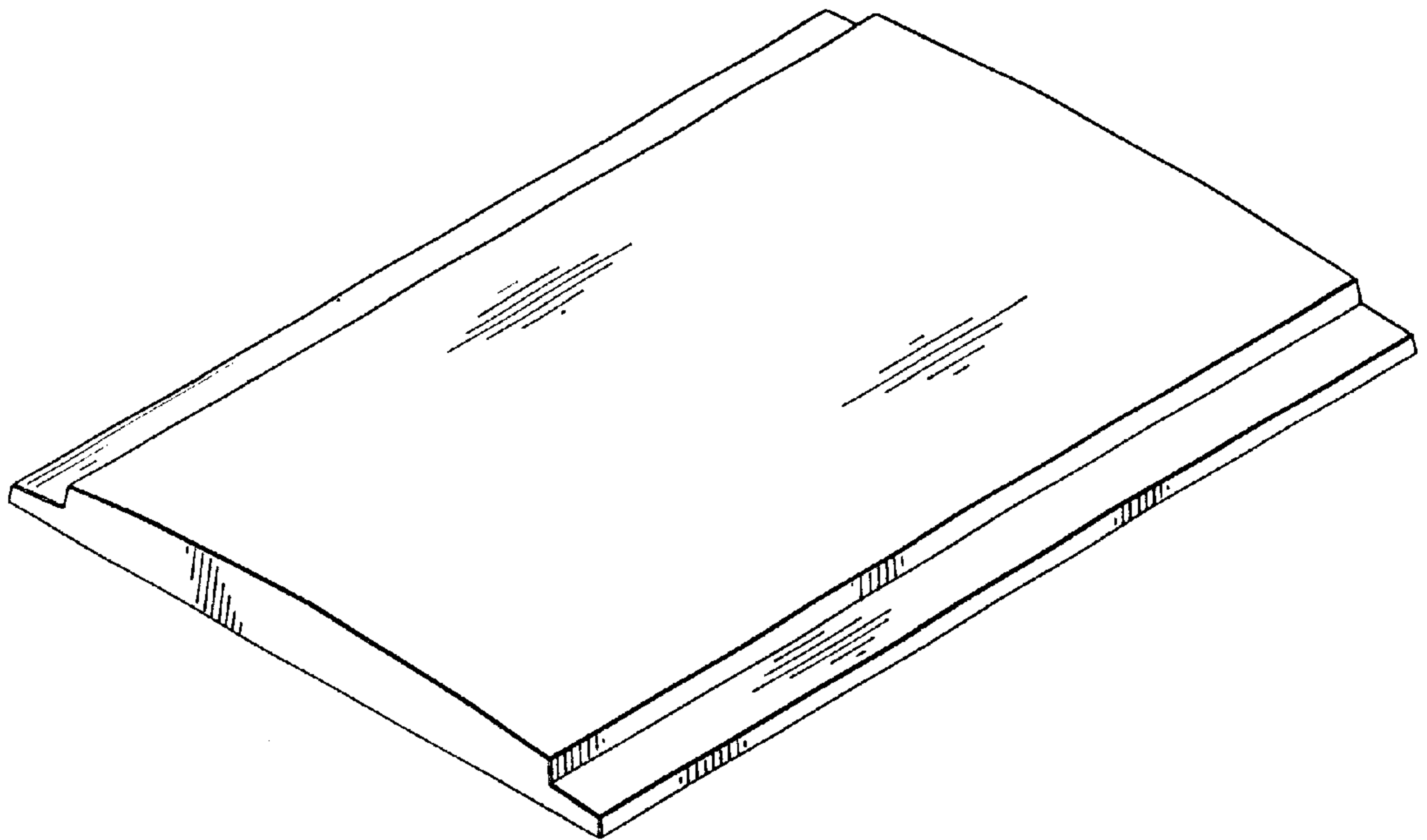


Fig. 3

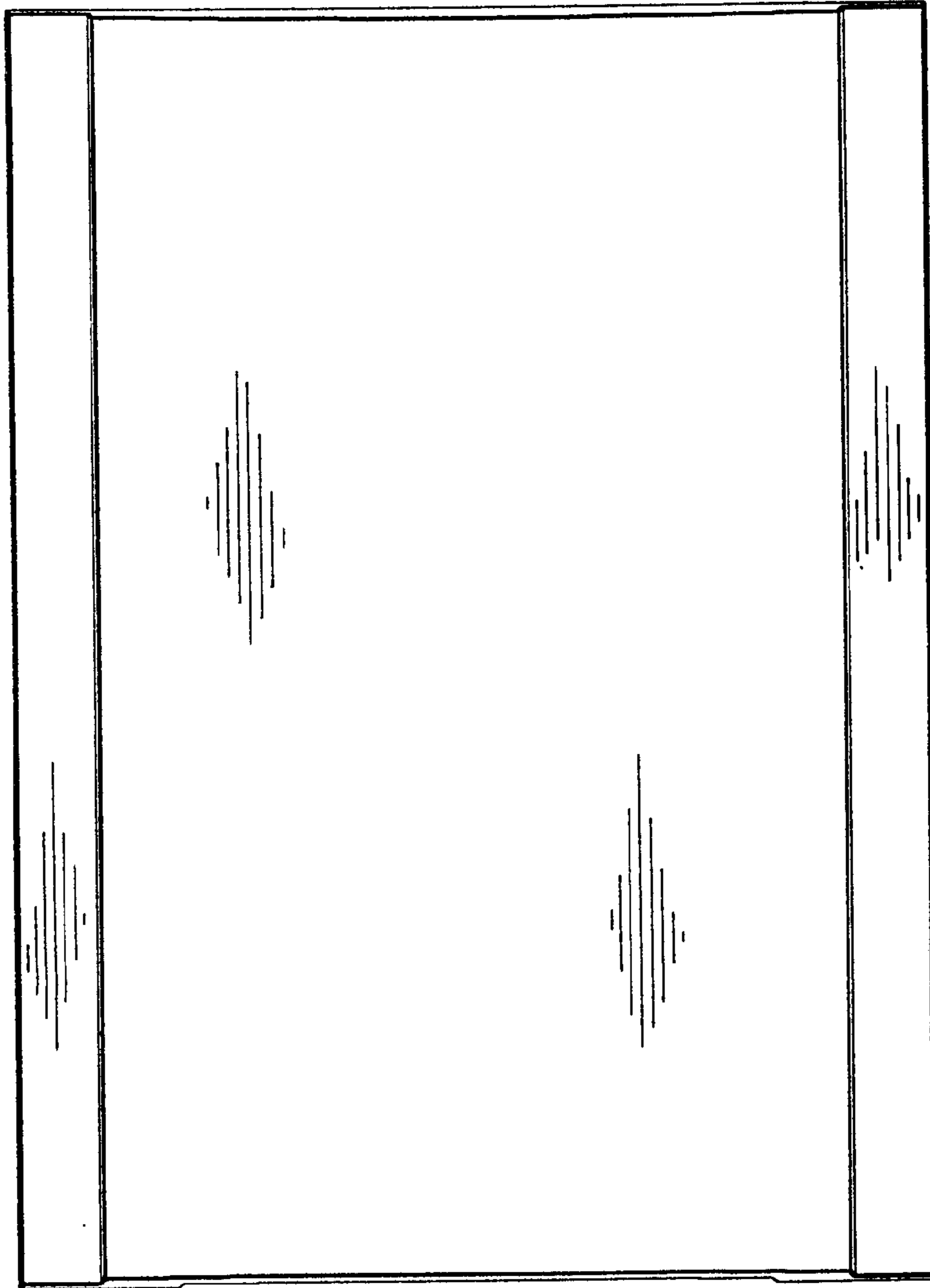


Fig. 4




Fig. 5

