



US00D449238B1

(12) **United States Design Patent**  
**Ancona et al.**

(10) **Patent No.:** **US D449,238 S**

(45) **Date of Patent:** **\*\* Oct. 16, 2001**

(54) **RING GUARD FOR UTENSIL**

5,647,107 \* 7/1997 Brewster ..... 24/713.6

(75) Inventors: **Bruce E. Ancona; Joseph E. Gasparino**, both of New York, NY (US)

**OTHER PUBLICATIONS**

Stimpson Co. Catalog, 1967, p. 62, eyelet #A1332.\*

\* cited by examiner

(73) Assignee: **World Kitchen, Inc.**, Elmira, NY (US)

*Primary Examiner*—Terry A. Wallace

(\*\*) Term: **14 Years**

(74) *Attorney, Agent, or Firm*—Wolf, Greenfield & Sacks, P.C.

(21) Appl. No.: **29/117,034**

(57) **CLAIM**

(22) Filed: **Jan. 14, 2000**

The ornamental design for a ring guard for utensil, as shown and described.

(51) **LOC (7) Cl.** ..... **10-04**

(52) **U.S. Cl.** ..... **D10/46.2**

(58) **Field of Search** ..... D10/46.2, 46.3; 73/426-429; 30/324-328; D8/356, 366; D11/208; 16/2.1; 24/713.6; 114/114; 245/1.5; D7/691, 692, 401.1

**DESCRIPTION**

FIG. 1 is a side, top, perspective view of the ring guard for utensil with a utensil (measuring spoon) portion thereof shown in phantom; FIG. 2 is a top view thereof; FIG. 3 is a bottom view thereof; FIG. 4 is a left side view thereof; FIG. 5 is a right side view thereof; FIG. 6 is a front view thereof; and, FIG. 7 is a rear view thereof.

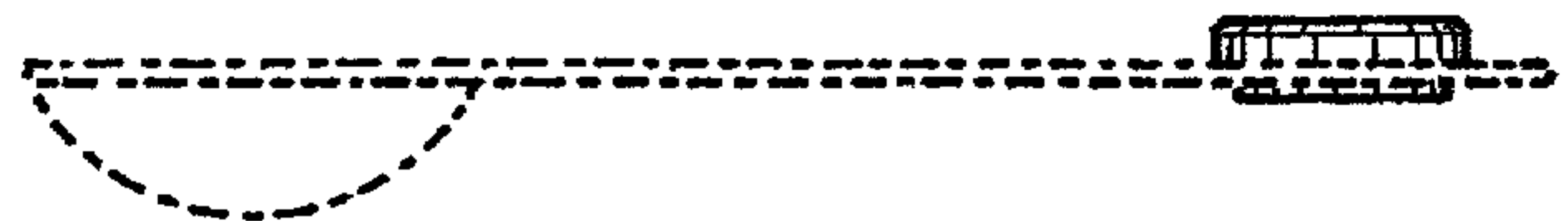

The broken lines are for illustrative purposes only and form no part of the claimed design.

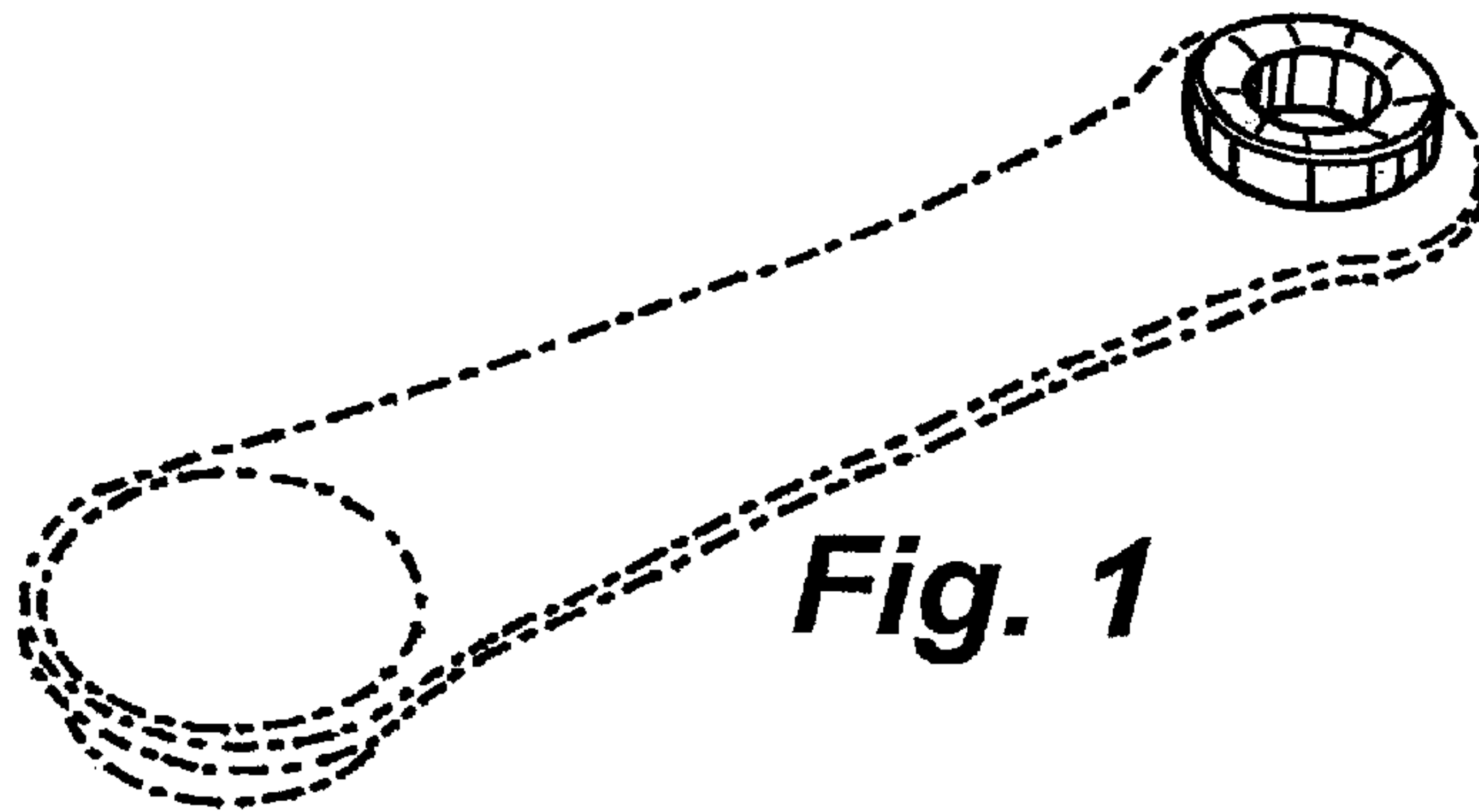
(56) **References Cited**

**U.S. PATENT DOCUMENTS**

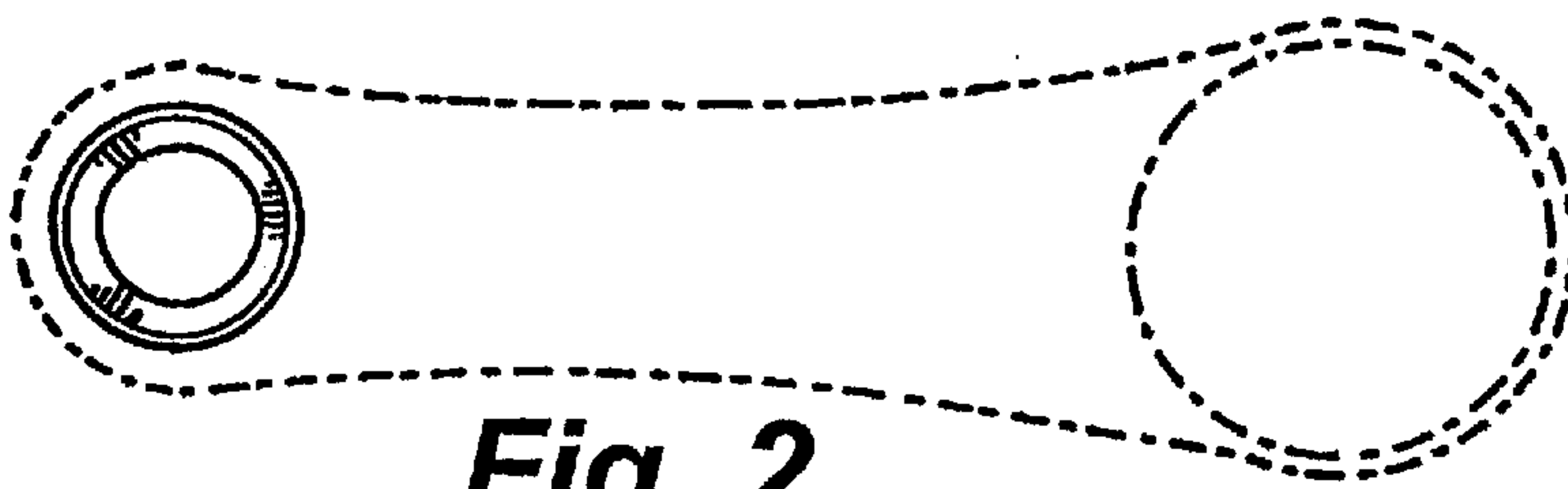
- D. 285,044 \* 8/1986 Mockett ..... D8/356 X
- D. 342,455 \* 12/1993 Lown et al. .... D10/46.3
- D. 394,611 5/1998 LaGro ..... D10/46.2
- D. 403,949 \* 1/1999 Nakamura ..... D8/356
- 3,030,812 \* 4/1962 Lutz ..... 73/426
- 3,091,795 \* 6/1963 Budwig ..... 16/2.1
- 5,167,047 \* 12/1992 Plumley ..... 16/2.1 X

**1 Claim, 1 Drawing Sheet**






**Fig. 1**



**Fig. 2**



**Fig. 3**



**Fig. 4**



**Fig. 5**



**Fig. 6**



**Fig. 7**