



US00D449231B1

(12) **United States Design Patent**
Giardiello

(10) **Patent No.:** **US D449,231 S**

(45) **Date of Patent:** **** Oct. 16, 2001**

(54) **WRISTWATCH**

(75) Inventor: **Barbara Giardiello**, Naples (IT)

(73) Assignee: **Sector Group SA**, Neuchatel (CH)

(**) Term: **14 Years**

(21) Appl. No.: **29/125,689**

(22) Filed: **Jun. 28, 2000**

(30) **Foreign Application Priority Data**

Feb. 7, 2000 (XH) DMA/004 784

(51) **LOC (7) Cl.** **10-02**

(52) **U.S. Cl.** **D10/32; D10/128**

(58) **Field of Search** D10/1-40, 122-132;
D11/3-25; 63/1.1, 3, 5, 11; 368/276-277,
280-282, 285

(56) **References Cited**

U.S. PATENT DOCUMENTS

- D. 320,946 * 10/1991 Crocco D10/32
- D. 352,250 * 11/1994 Giardiello D10/39
- D. 357,192 * 4/1995 Schneider D10/32
- D. 358,101 * 5/1995 Scheufele D10/32
- D. 379,773 * 6/1997 Paredes D10/128

- D. 380,971 * 7/1997 Giardiello D10/39
- D. 386,428 * 11/1997 Toribio D10/38
- D. 403,598 * 1/1999 Balet D10/39
- D. 413,072 * 8/1999 Scarinzi D10/39
- D. 415,970 * 11/1999 Aellen D10/32
- D. 423,951 * 5/2000 Fichter D10/39
- D. 430,043 * 8/2000 Schopfer D10/39

* cited by examiner

Primary Examiner—Nelson C. Holtje

(74) *Attorney, Agent, or Firm*—Sughrue, Mion, Zinn,
Macpeak & Seas, PLLC

(57) **CLAIM**

The ornamental design for a wristwatch, as shown.

DESCRIPTION

FIG. 1 is a perspective view of the front and one side of a wristwatch showing my new design;
 FIG. 2 is a front view thereof;
 FIG. 3 is a rear view thereof;
 FIG. 4 is a side view of said one side thereof;
 FIG. 5 is a side view of an opposite side thereof;
 FIG. 6 is an end view of one end thereof; and,
 FIG. 7 is an end view of an opposite end thereof.

1 Claim, 2 Drawing Sheets



FIG. 1



FIG. 2



FIG. 3

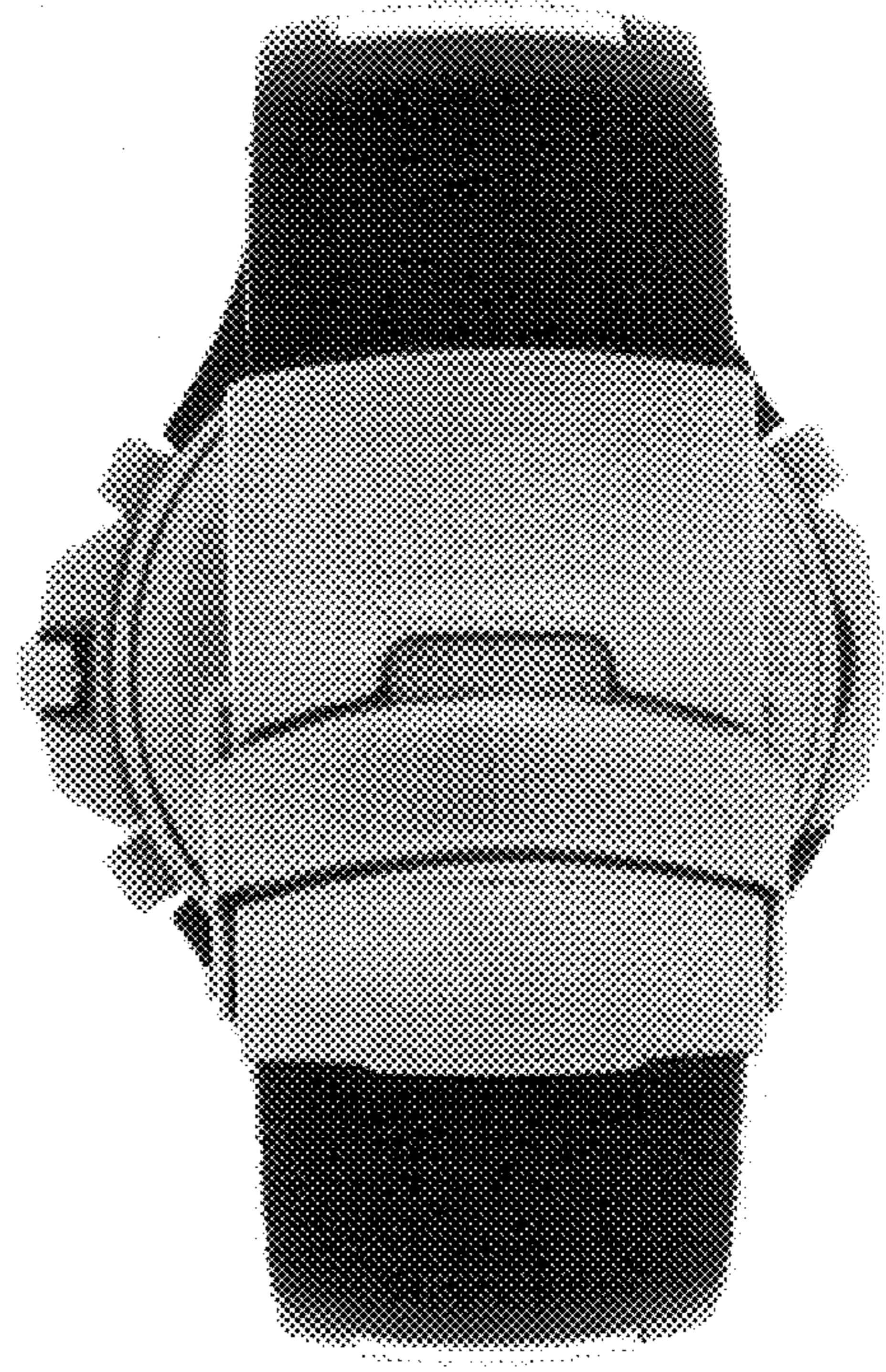


FIG. 4




FIG. 6

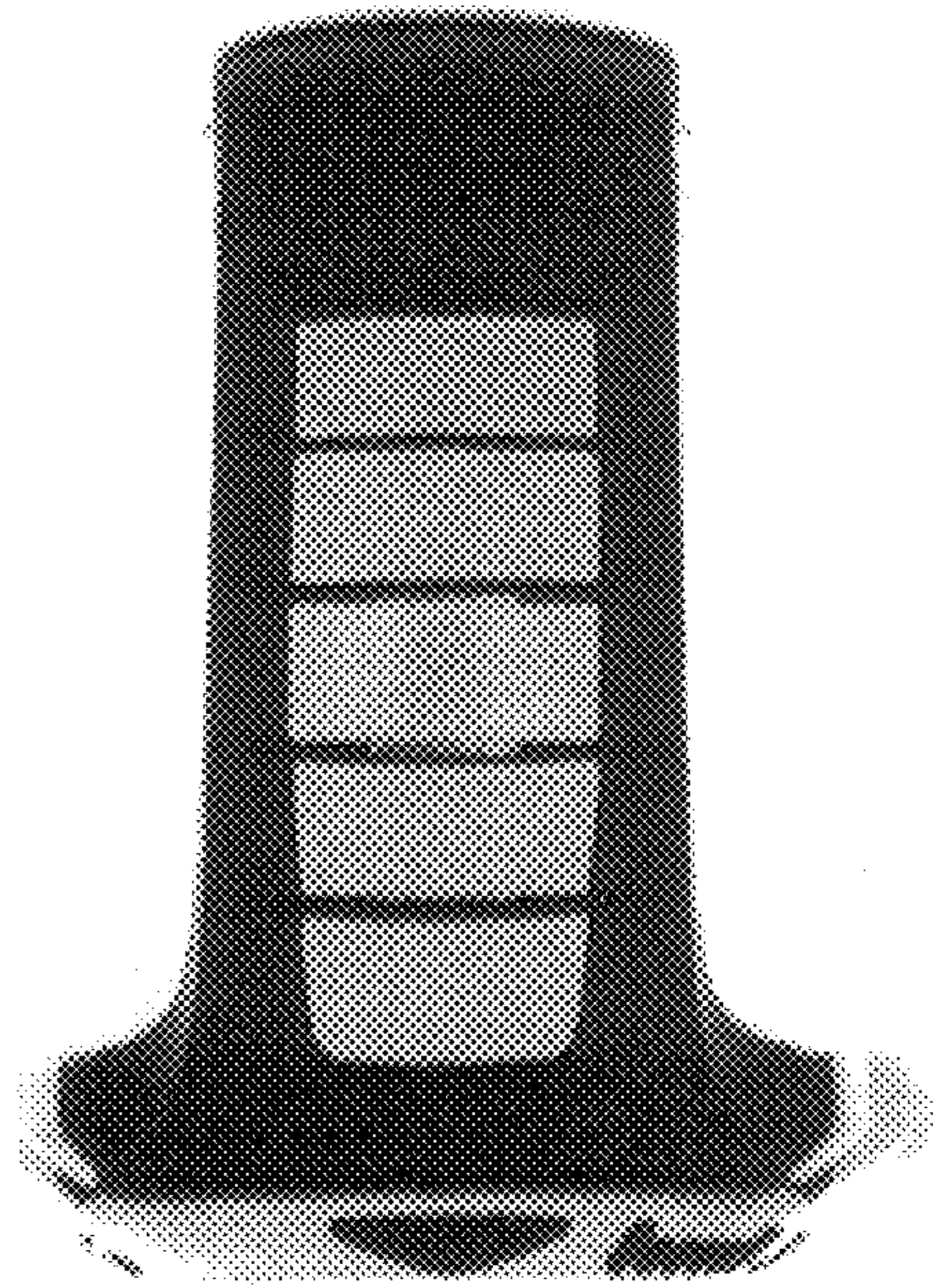


FIG. 5



FIG. 7

