



US00D449229B1

(12) **United States Design Patent**
Mohary et al.

(10) **Patent No.:** **US D449,229 S**

(45) **Date of Patent:** **** Oct. 16, 2001**

(54) **BOTTLE**

(75) Inventors: **Stephen J. Mohary**, Pennington, NJ
(US); **Mary Lewis**, London (GB)

(73) Assignee: **Johnson & Johnson Consumer Products, Inc.**, Skillman, NJ (US)

(**) Term: **14 Years**

(21) Appl. No.: **29/130,387**

(22) Filed: **Sep. 29, 2000**

(51) **LOC (7) Cl.** **09-01**

(52) **U.S. Cl.** **D9/549; D9/574**

(58) **Field of Search** D9/516, 530, 542,
D9/543, 549, 558, 574, 575; 215/382, 400

(56) **References Cited**

U.S. PATENT DOCUMENTS

D. 69,316	*	1/1926	Gibson	D9/335
D. 114,718	*	5/1939	Mulhens	D9/543
D. 185,526		6/1959	Alvey	D58/8
D. 200,019		1/1965	Gould	D58/17
D. 202,824		11/1965	Gould	D58/8
D. 206,947		2/1967	Doblin	D44/22
D. 211,933		8/1968	Horne	D9/144
D. 221,794		9/1971	Appel	D7/6
D. 225,834	*	1/1973	Kneapler	D9/571
D. 274,604		7/1984	Jeruchim	D9/373
D. 288,782	*	3/1987	Monod	D9/385
D. 315,499	*	3/1991	Durand	D9/403
D. 321,131		10/1991	Wiseman et al.	D9/409

D. 321,132		10/1991	Wiseman et al.	D9/409
D. 323,459	*	1/1992	Cassini	D9/385
D. 336,237	*	6/1993	Rossi	D9/300
D. 346,964		5/1994	Green	D9/574
D. 353,775	*	12/1994	Thompson	D9/544
D. 362,187	*	9/1995	Thompson	D9/500
D. 372,768		8/1996	Miller et al.	D23/366
D. 372,870		8/1996	Westhout	D9/516
D. 378,276	*	3/1997	Kotoucek et al.	D9/529
D. 385,778		11/1997	Lub et al.	D9/329
D. 386,090	*	11/1997	de Giovellina	D9/544
D. 393,804		4/1998	Gavin	D9/558
D. 396,189		7/1998	Lonczak et al.	D9/515
D. 407,316		3/1999	Zaksenberg	D9/523
D. 415,686		10/1999	Dunay	D9/522
D. 429,165		8/2000	Zogg et al.	D9/543

* cited by examiner

Primary Examiner—Adir Aronovich

Assistant Examiner—Selina Sikder

(57) **CLAIM**

The ornamental design for a bottle, as shown and described.

DESCRIPTION

FIG. 1 is a perspective view of the bottle of my new design; FIG. 2 is a front elevational view thereof; the rear elevation being a mirror image; FIG. 3 is a left side elevational view thereof; the right side elevation being a mirror image; and, FIG. 4 is a top plan view thereof.

1 Claim, 4 Drawing Sheets

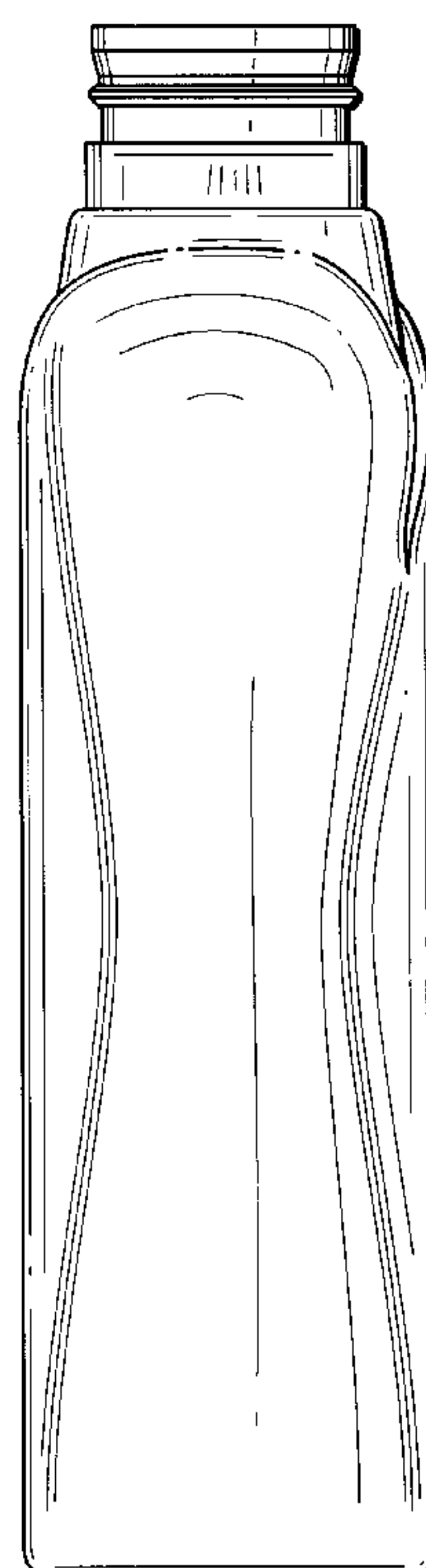
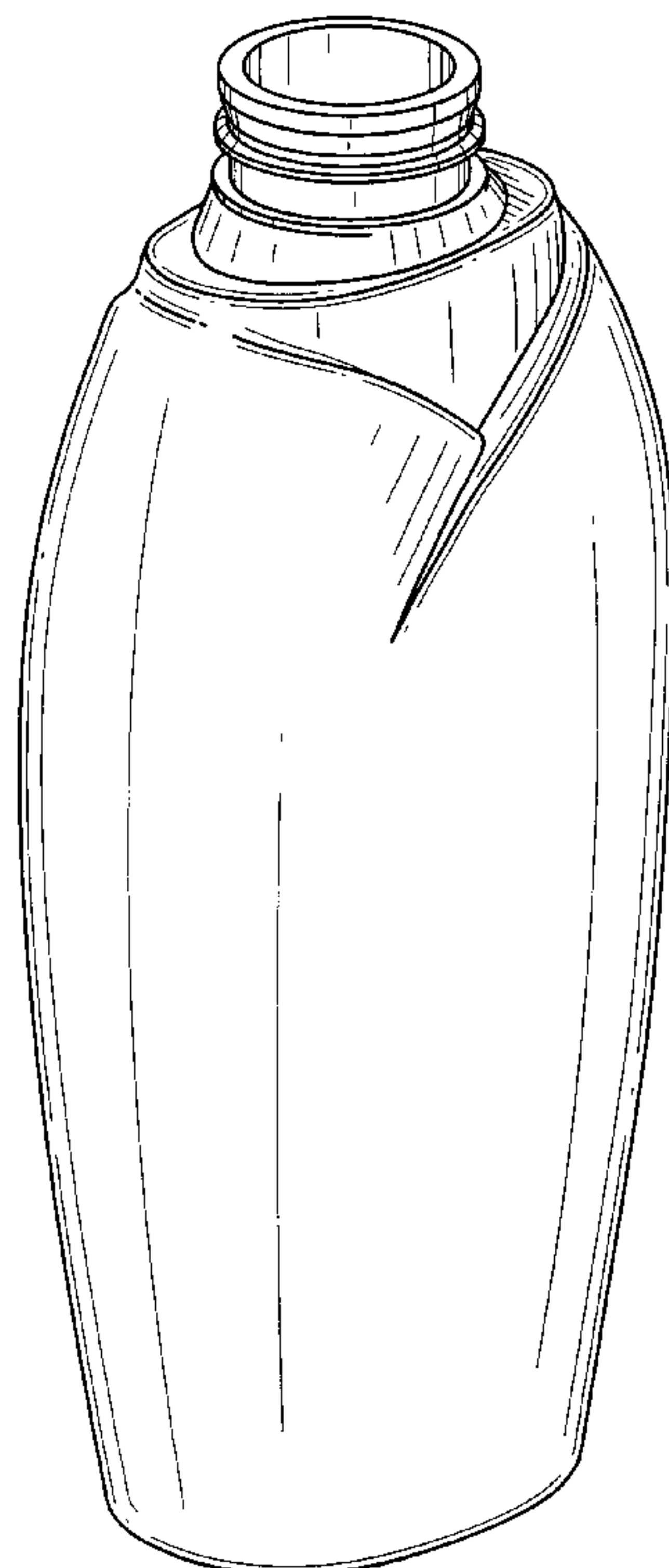


FIG. 1



FIG. 2

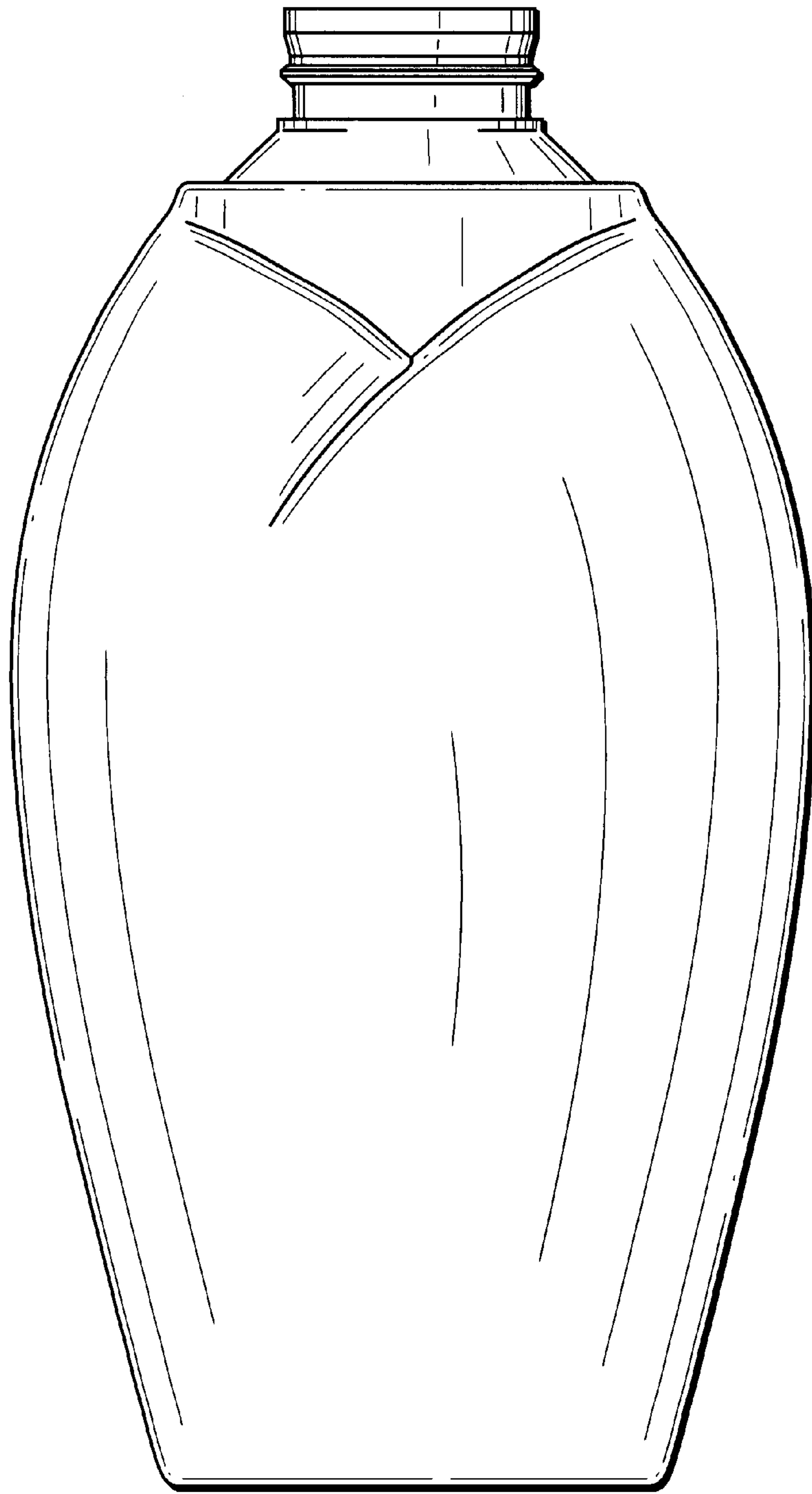


FIG. 3




FIG. 4

