



US00D449191B1

(12) **United States Design Patent**
Snell

(10) **Patent No.:** **US D449,191 S**

(45) **Date of Patent:** **** Oct. 16, 2001**

(54) **TOWEL RING**

(75) Inventor: **Russell Benton Snell**, Bentleyville, OH (US)

(73) Assignee: **InterDesign, Inc.**, Solon, OH (US)

(**) Term: **14 Years**

(21) Appl. No.: **29/139,348**

(22) Filed: **Mar. 28, 2001**

(51) **LOC (7) Cl.** **06-04**

(52) **U.S. Cl.** **D6/546**

(58) **Field of Search** D6/546-50, 518,
D6/522-24; D8/300, 307-308, 315-21;
108/28-29; 211/13.1, 16, 60.1, 86.01, 87.01,
88.04, 100, 105.1-105.2, 123, 181.1, 182;
242/570, 590, 595, 597-98; 248/175, 176.1,
251, 302; 16/110.1, 412, 415

(56) **References Cited**

U.S. PATENT DOCUMENTS

- D. 27,426 * 7/1897 Walters et al. D8/363 X
- D. 382,752 * 8/1997 Goodman et al. D6/546
- D. 434,934 * 12/2000 Solowiej D6/546

- D. 437,162 * 2/2001 Fiegl et al. D6/546
- D. 439,089 * 3/2001 Goodman et al. D6/546
- D. 442,000 * 5/2001 Milrud et al. D6/546
- 4,907,771 * 3/1990 Wang 248/222.14

* cited by examiner

Primary Examiner—Brian N. Vinson

(74) *Attorney, Agent, or Firm*—D. Peter Hochberg; Katherine R. Vieyra; William H. Holt

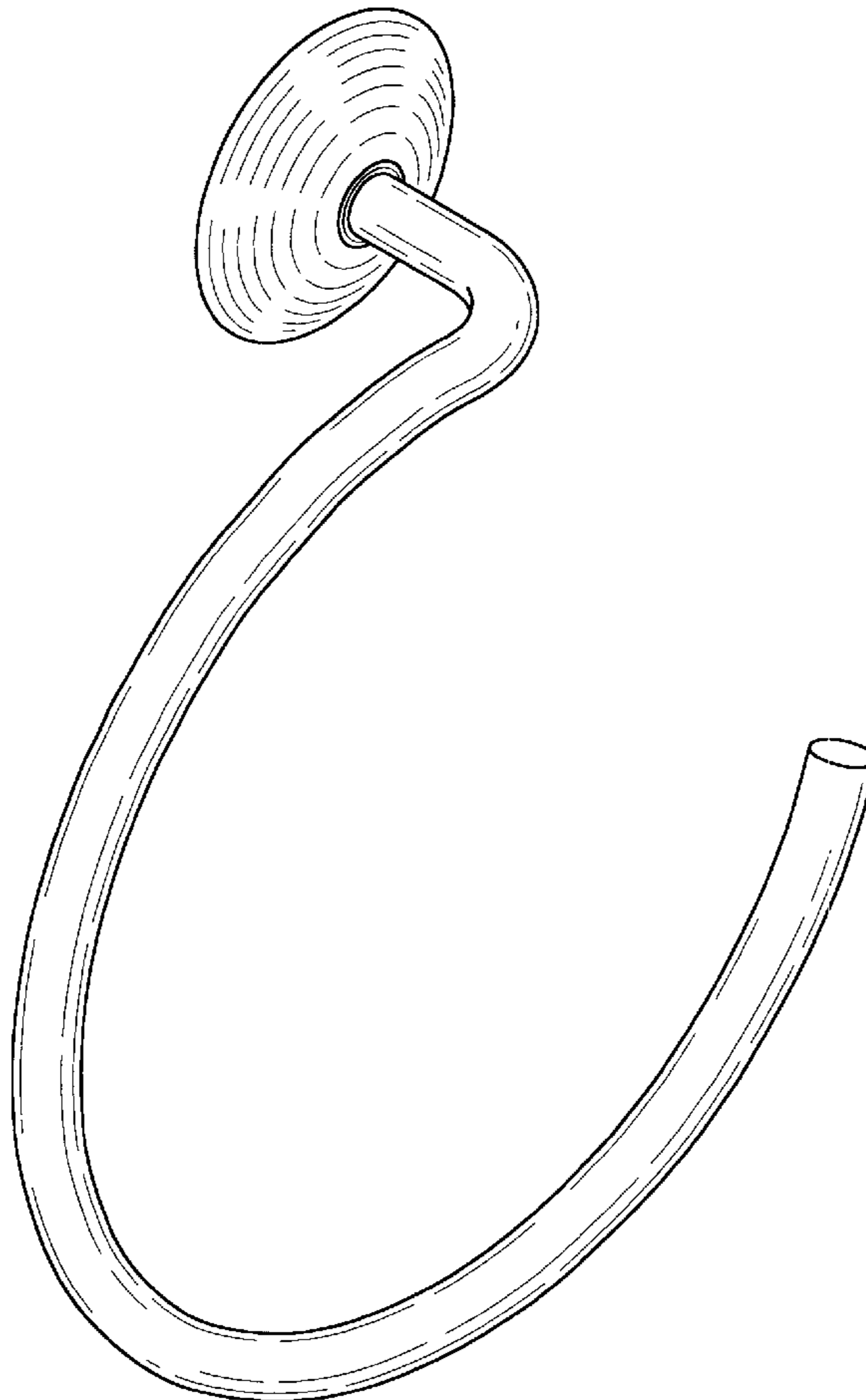
(57) **CLAIM**

The ornamental design for a towel ring, as shown and described.

DESCRIPTION

FIG. 1 is a perspective view of the towel ring according to the invention;
 FIG. 2 is a top view of the towel ring as shown in FIG. 1;
 FIG. 3 is a front view of the towel ring as shown in FIG. 1;
 FIG. 4 is a side view of the towel ring as shown in FIG. 1;
 FIG. 5 is a rear view of the towel ring as shown in FIG. 1;
 FIG. 6 is a side view of the towel ring taken from the opposite side as shown in FIG. 4; and,
 FIG. 7 is a bottom view of the towel ring as shown in FIG. 1.

1 Claim, 3 Drawing Sheets



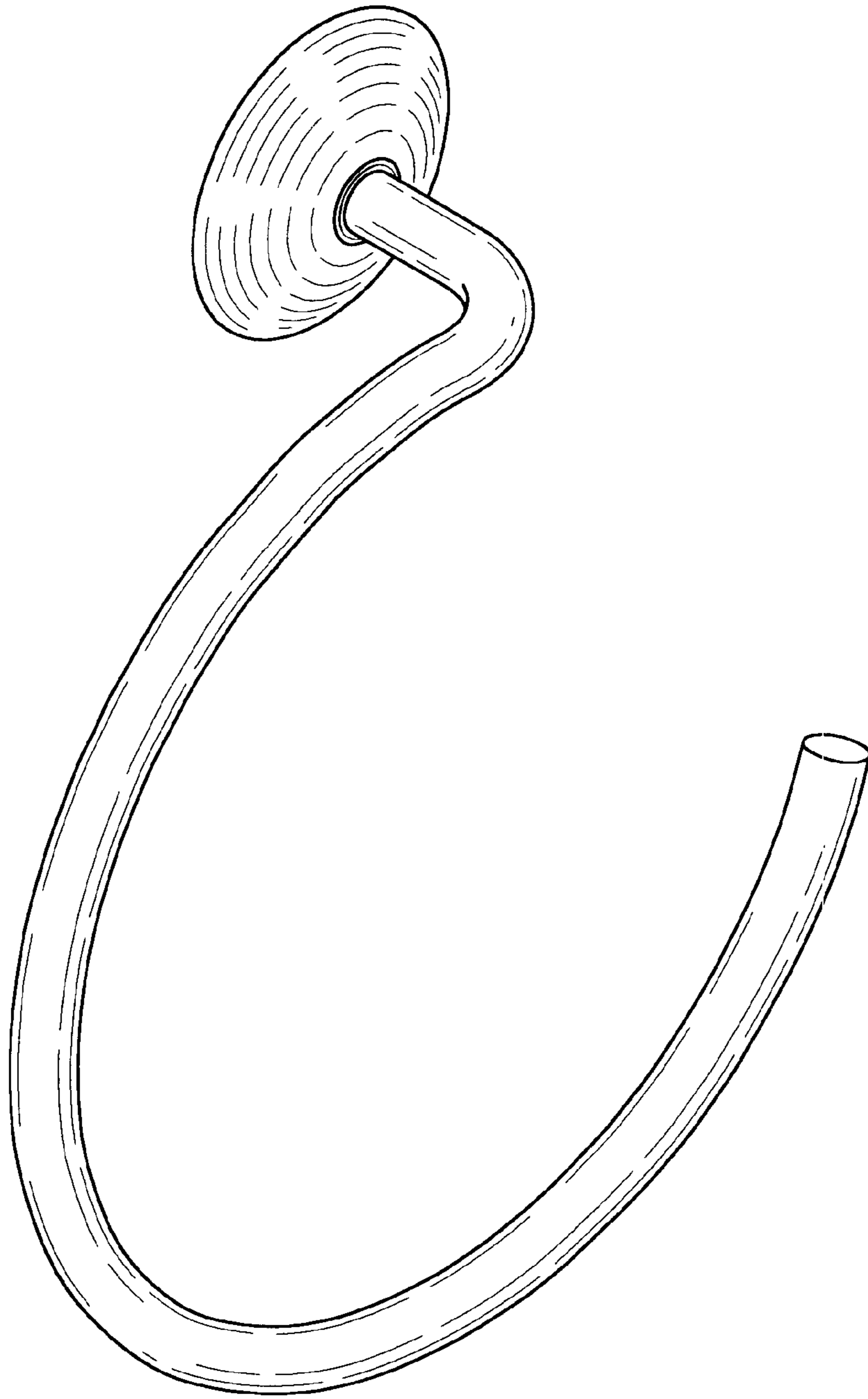


FIG-1

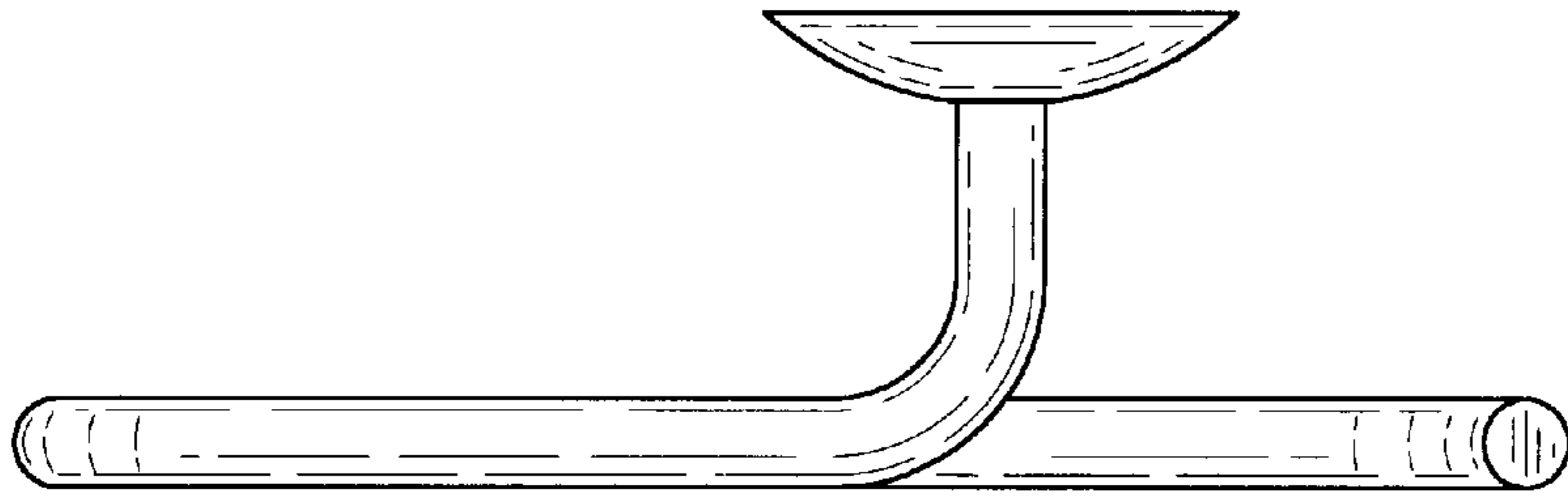


FIG-2

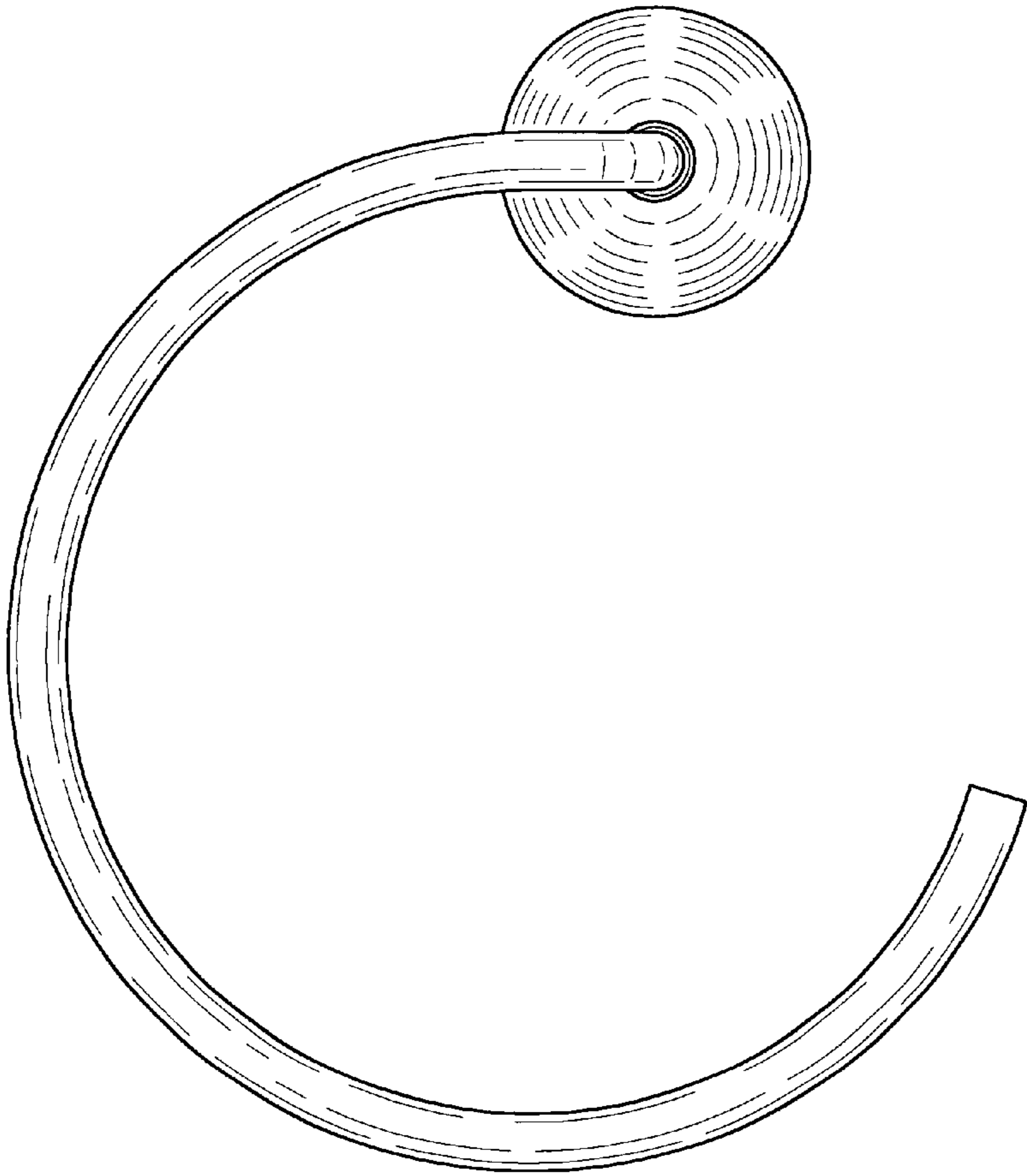


FIG-3

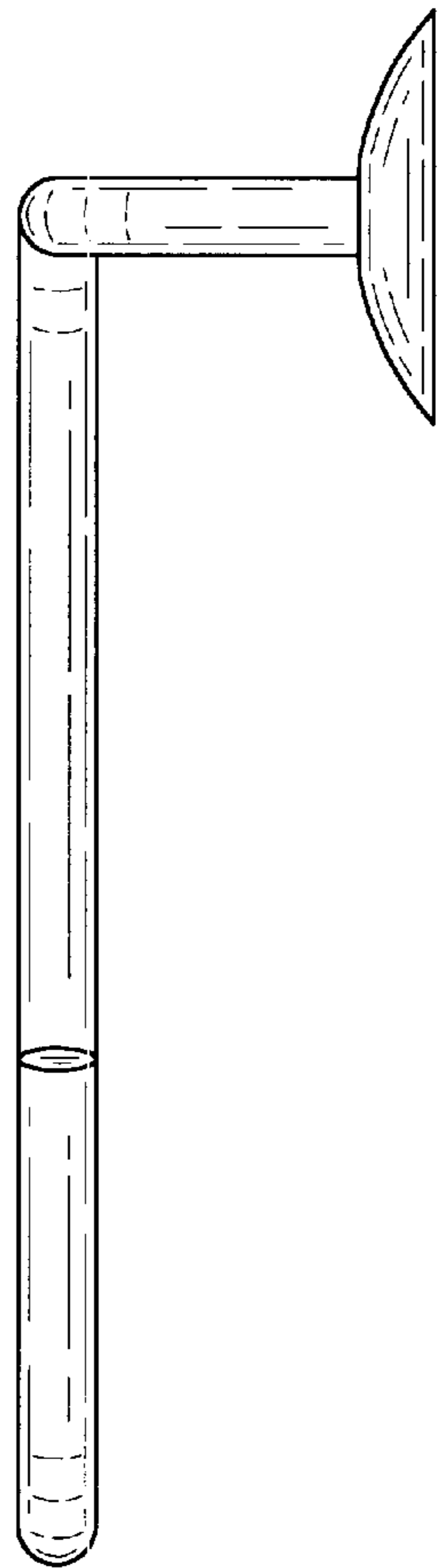


FIG-4

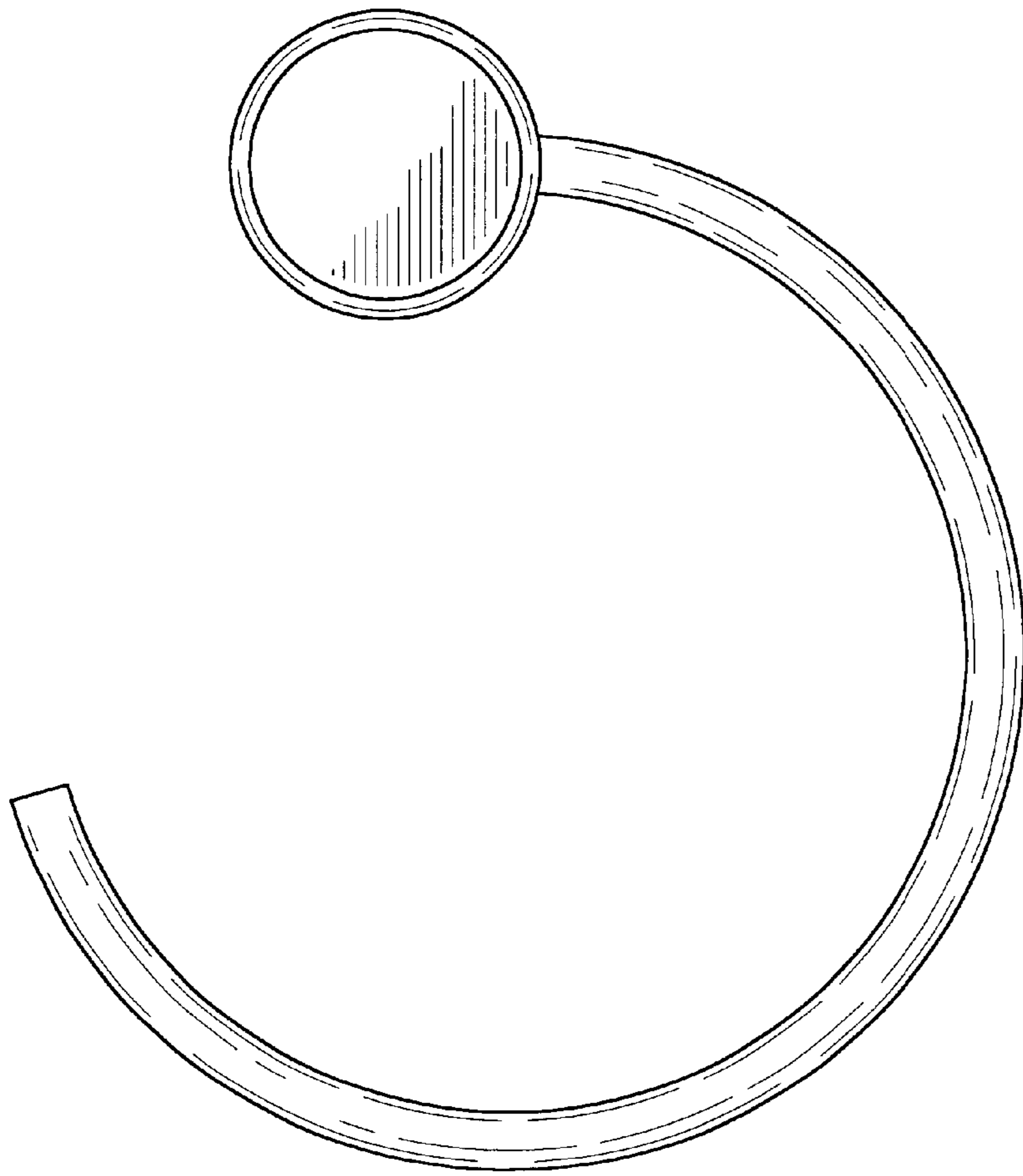


FIG-5




FIG-6




FIG-7