



US00D449190B1

(12) **United States Design Patent**
Vu

(10) **Patent No.:** **US D449,190 S**

(45) **Date of Patent:** **** Oct. 16, 2001**

(54) **SEAT**

(75) **Inventor:** **Hank H Vu, San Francisco, CA (US)**

(73) **Assignee:** **American West Furniture Mfrs, Inc., Orange, CA (US)**

(**) **Term:** **14 Years**

(21) **Appl. No.:** **29/131,155**

(22) **Filed:** **Oct. 13, 2000**

(51) **LOC (7) Cl.** **06-06**

(52) **U.S. Cl.** **D6/500; D6/358**

(58) **Field of Search** D6/334, 335, 345,
D6/349, 351, 358, 368, 374, 376, 379,
500, 501, 502; D21/376, 519, 521; 273/149 R;
297/181, 461, 462

(56) **References Cited**

U.S. PATENT DOCUMENTS

- D. 116,282 * 8/1939 Dillon D6/358
- D. 153,333 * 4/1949 Arnao D6/345
- D. 287,075 * 12/1986 Colin et al. D6/349

- 502,089 * 7/1893 Bird 273/293
- 2,776,498 * 1/1957 Macdonald et al. 273/293
- 3,768,813 * 10/1973 Reynolds 273/149 R
- 4,929,025 * 5/1990 Lu 297/461

* cited by examiner

Primary Examiner—Doris V. Coles

Assistant Examiner—Mimosa De

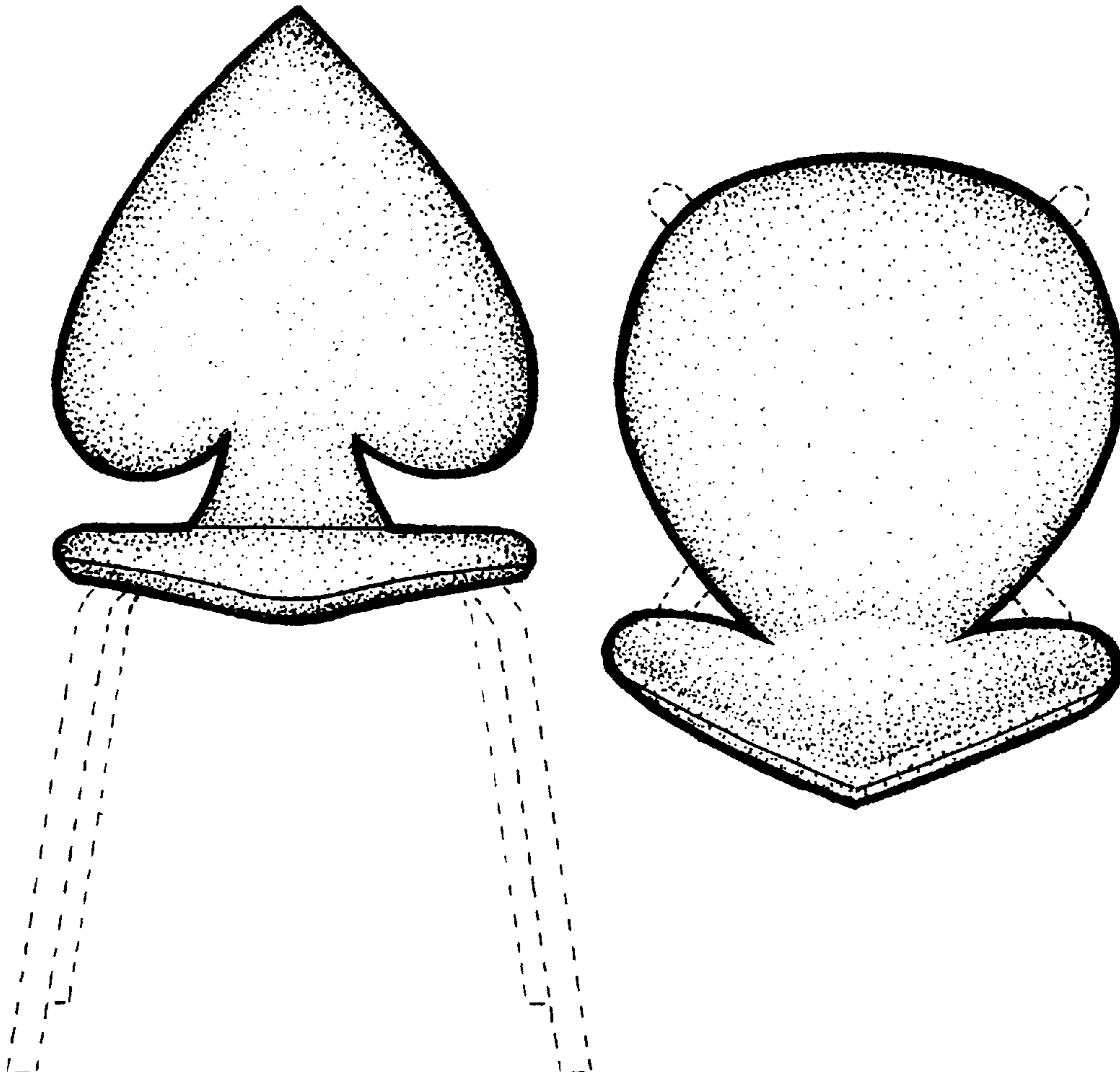
(57) **CLAIM**

The ornamental design for a seat, as shown and described.

DESCRIPTION

FIG. 1 is a front elevational view of a seat showing my new design;
 FIG. 2 is a right side elevational view of the seat shown in FIG. 1, the left side view is a mirror image;
 FIG. 3 is a rear elevational view of the seat shown in FIG. 1; and,
 FIG. 4 is a top plan view of the seat shown in FIG. 1.
 The broken line showing of the seat's legs is for illustrative purposes only and forms no part of the claimed design.

1 Claim, 4 Drawing Sheets



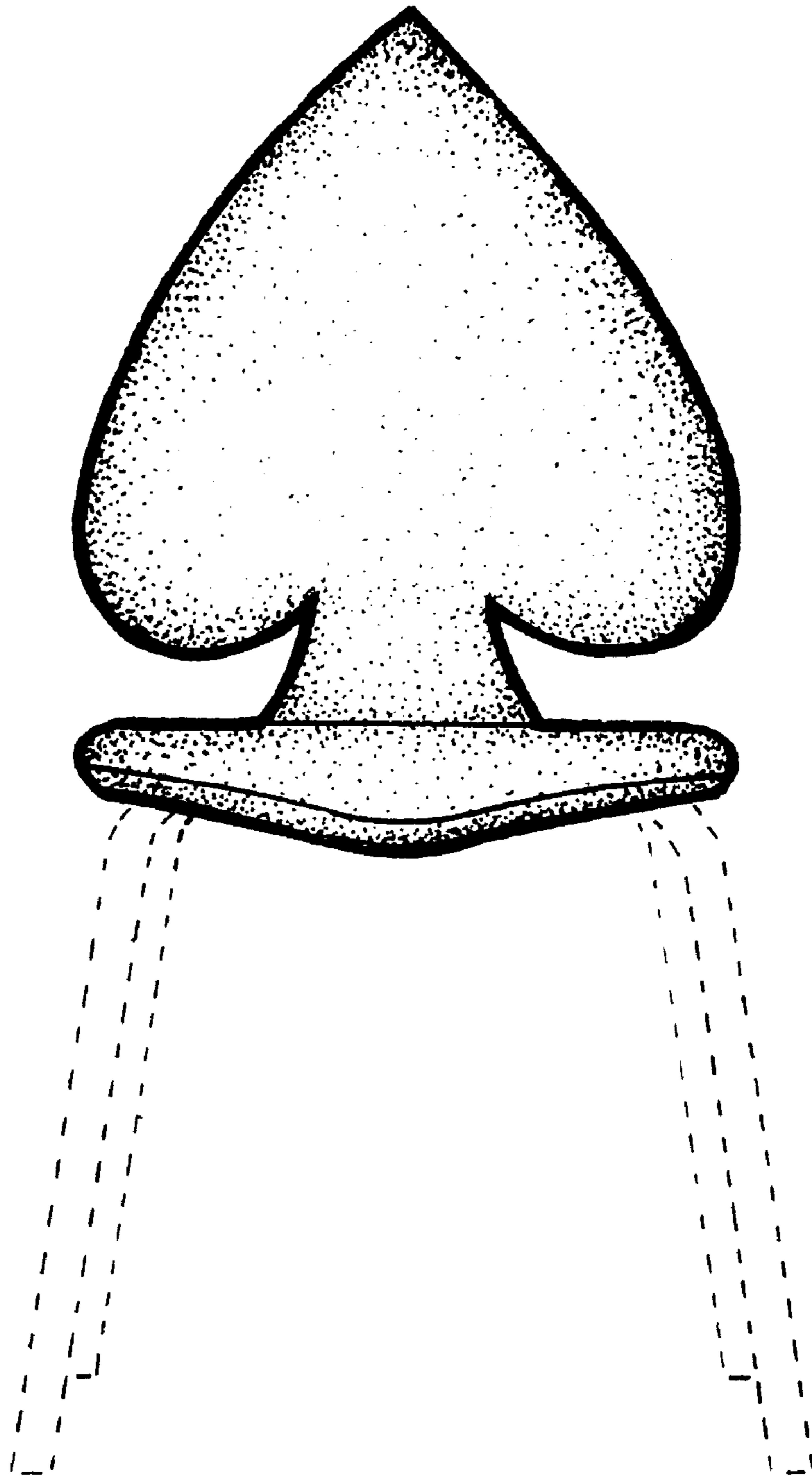


FIG. 1

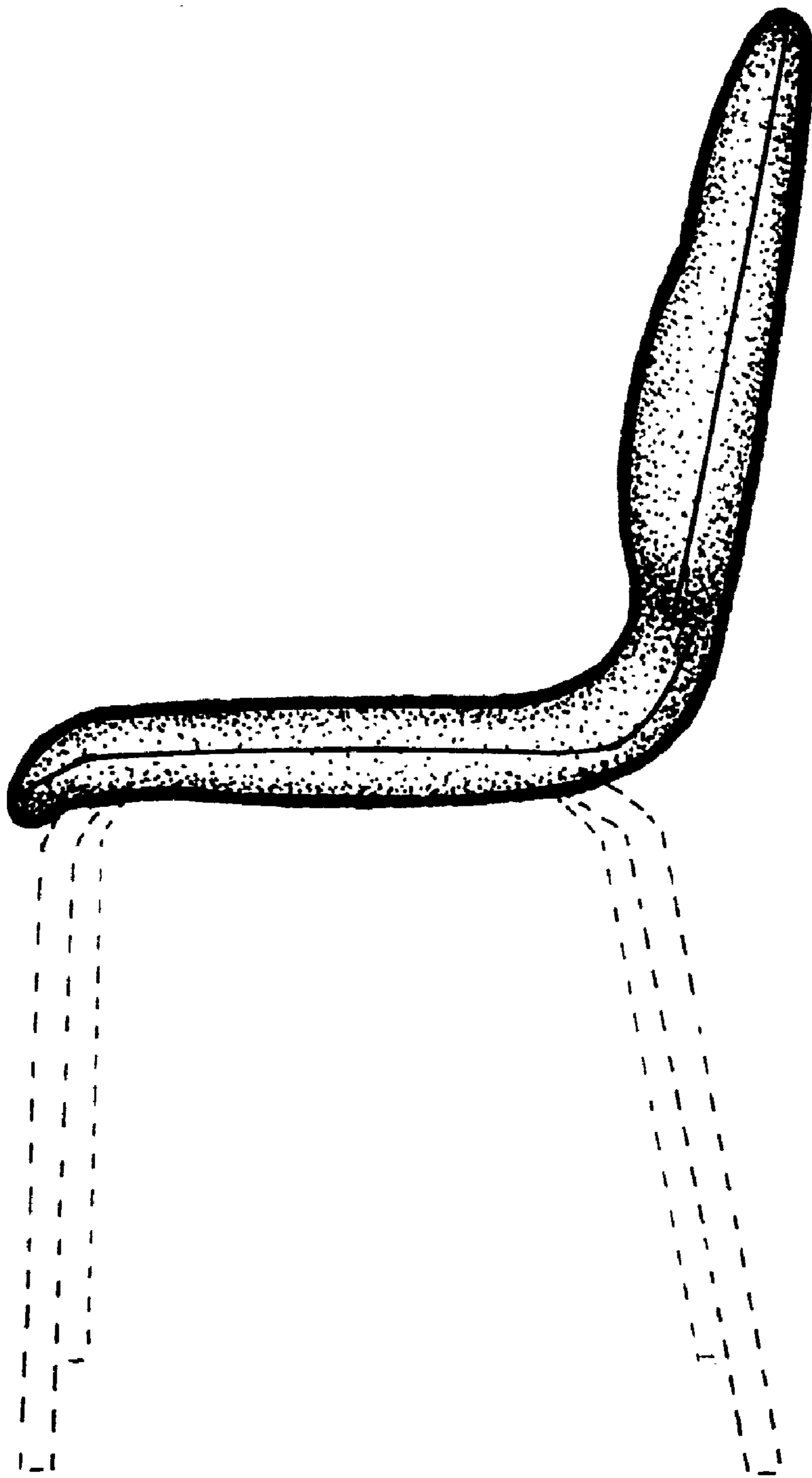


FIG. 2

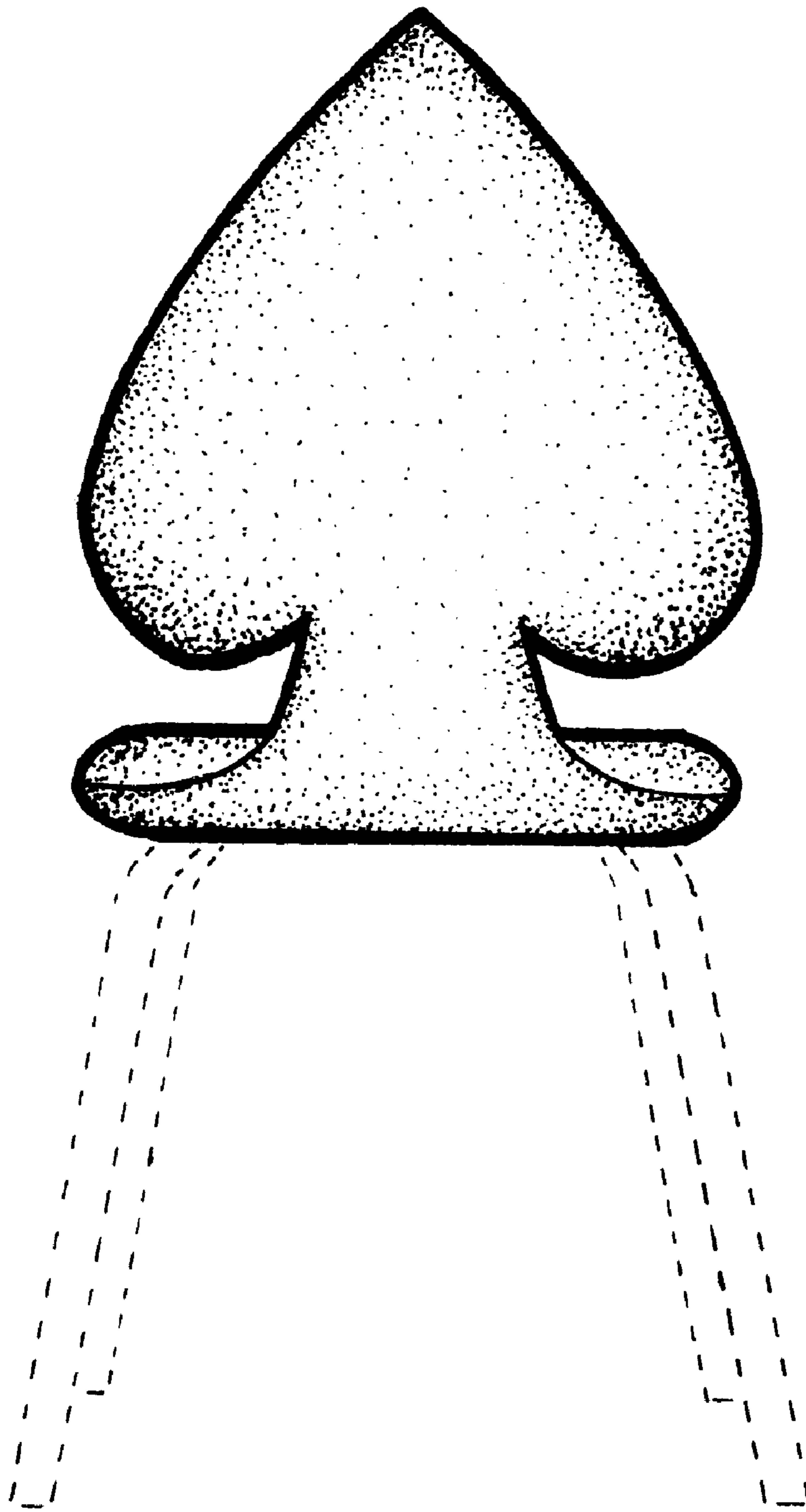


FIG. 3




FIG. 4