



US00D449189B1

(12) **United States Design Patent**
Vu

(10) **Patent No.:** **US D449,189 S**

(45) **Date of Patent:** **** Oct. 16, 2001**

- (54) **SEAT**
- (75) **Inventor:** **Hank H Vu, San Francisco, CA (US)**
- (73) **Assignee:** **American West Furniture
Manufacturers, Inc., Orange, CA (US)**
- (**) **Term:** **14 Years**
- (21) **Appl. No.:** **29/131,154**
- (22) **Filed:** **Oct. 13, 2000**
- (51) **LOC (7) Cl.** **06-06**
- (52) **U.S. Cl.** **D6/500; D6/358**
- (58) **Field of Search** **D6/334, 335, 345,
D6/349, 351, 358, 368, 374, 376, 379,
500, 501, 502; 297/181, 461, 462; D21/376,
519, 521; 273/149 R**

502,089	*	8/1893	Bird	273/293
2,592,122	*	4/1952	Jesus	273/293
6,149,155	*	11/2000	Hoyt et al.	273/293

* cited by examiner

Primary Examiner—Doris V. Coles

Assistant Examiner—Mimosa De

(57) **CLAIM**



The ornamental design for a seat, as shown and described.

DESCRIPTION

FIG. 1 is a front elevational view of a seat showing my new design;
 FIG. 2 is a right side elevational view of the seat shown in FIG. 1, the left side view is a mirror image;
 FIG. 3 is a rear elevational view of the seat shown in FIG. 1; and,
 FIG. 4 is a top plan view of the seat shown in FIG. 1.
 The broken line showing of the seat's legs is for illustrative purposes only and forms no part of the claimed design.

- (56) **References Cited**
- U.S. PATENT DOCUMENTS**
- D. 116,282 * 8/1939 Dillon D6/358

1 Claim, 4 Drawing Sheets






FIG. 1

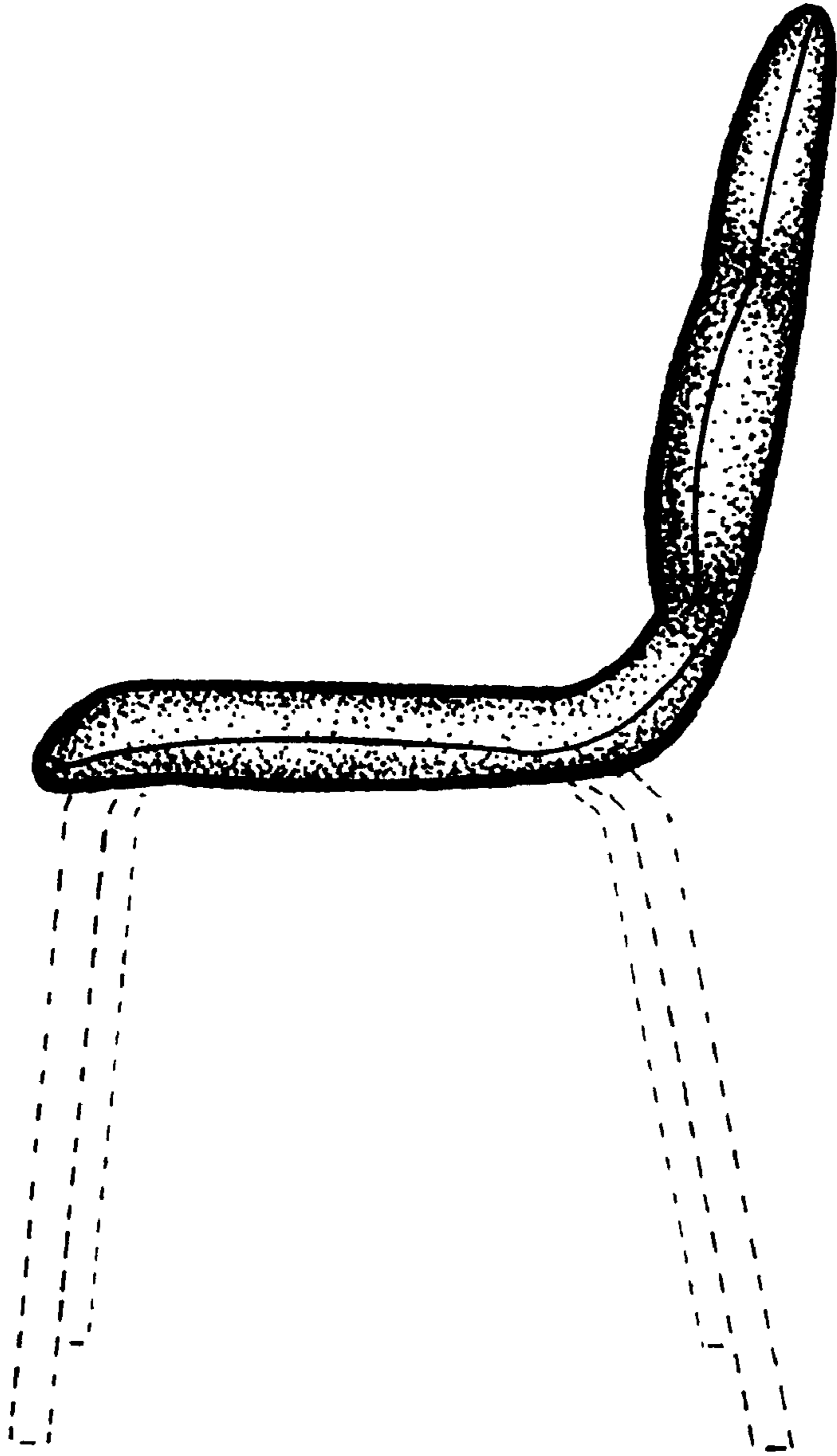


FIG. 2

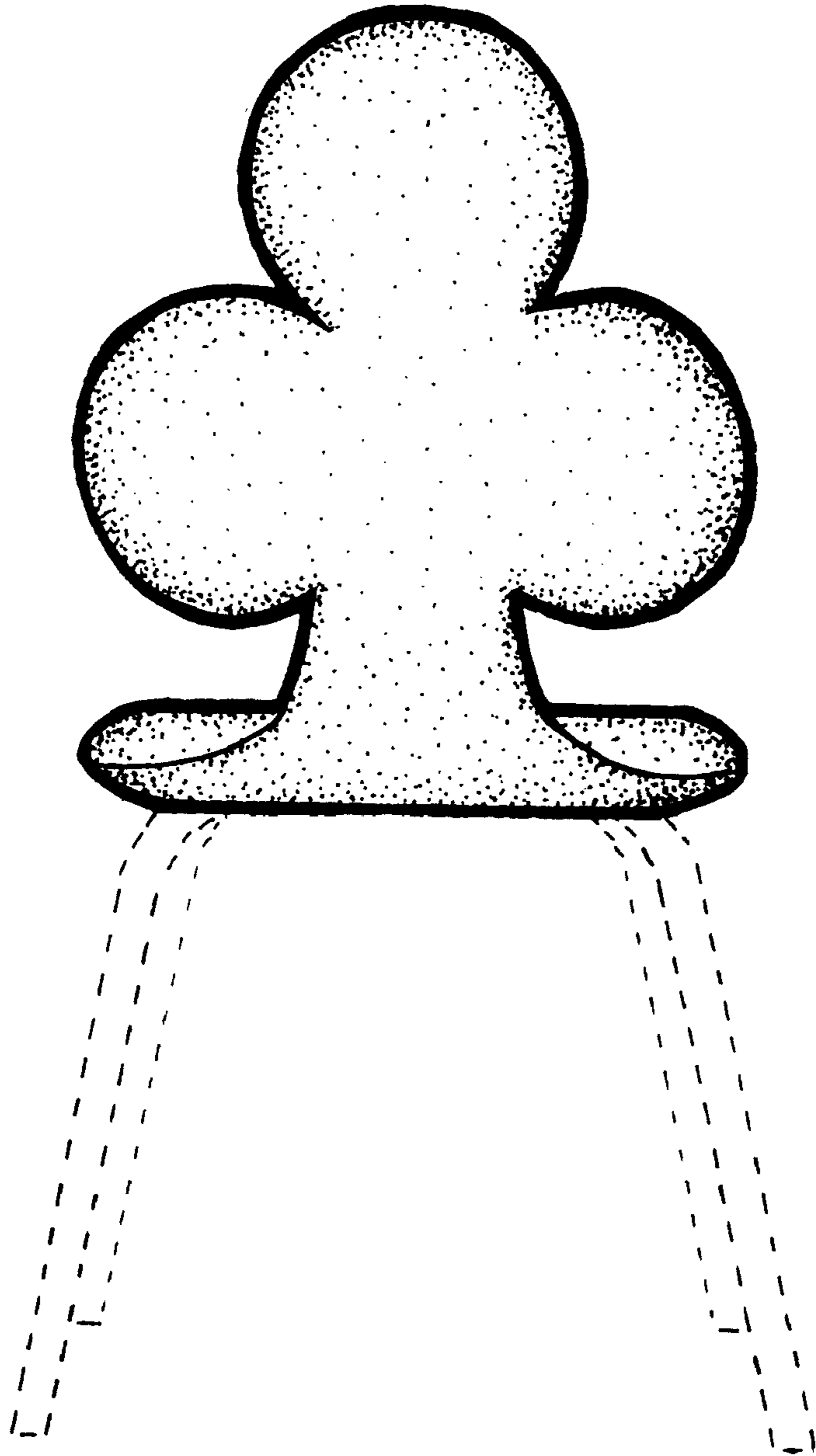


FIG. 3




FIG. 4