



US00D449183B1

(12) **United States Design Patent**
Porter et al.

(10) **Patent No.:** **US D449,183 S**

(45) **Date of Patent:** **** Oct. 16, 2001**

(54) **COIN DISPLAY DEVICE**

3,554,625 * 1/1971 Sly, Sr. 206/0.83

5,988,366 11/1999 Krull et al. .

6,032,790 * 3/2000 Soutchkov et al. 206/0.83

(76) Inventors: **Roy M Porter; Penny Porter**, both of
38 W. 060 Adele La., St. Charles, IL
(US) 60175

* cited by examiner

(**) Term: **14 Years**

Primary Examiner—Dominic Simone

(21) Appl. No.: **29/132,506**

(57) **CLAIM**

(22) Filed: **Nov. 10, 2000**

The ornamental design for a coin display device, as shown and described.

(51) **LOC (7) Cl.** **06-04**

DESCRIPTION

(52) **U.S. Cl.** **D6/470**

(58) **Field of Search** D6/302, 466, 470;
D11/132; D99/34; 206/0.82–0.84

FIG. 1 is a front elevational view of the coin display device of the present invention;

FIG. 2 is a rear elevational view of the coin display device of FIG. 1;

FIG. 3 is a left side elevational view of the coin display device of FIG. 1, the right view being a mirror image thereof;

FIG. 4 is a top plan view of the coin display device of FIG. 1; and,

FIG. 5 is a bottom plan view of the coin display device of FIG. 1.

(56) **References Cited**

U.S. PATENT DOCUMENTS

D. 70,288	6/1926	Martine .	
D. 231,239	* 4/1974	Palumbo	D6/302
D. 441,223	* 5/2001	Reeves	D6/470
2,139,150	12/1938	Curtis et al. .	
2,860,774	11/1958	Ball .	
2,998,126	8/1961	Jenkins .	
3,245,523	4/1966	White .	

1 Claim, 4 Drawing Sheets

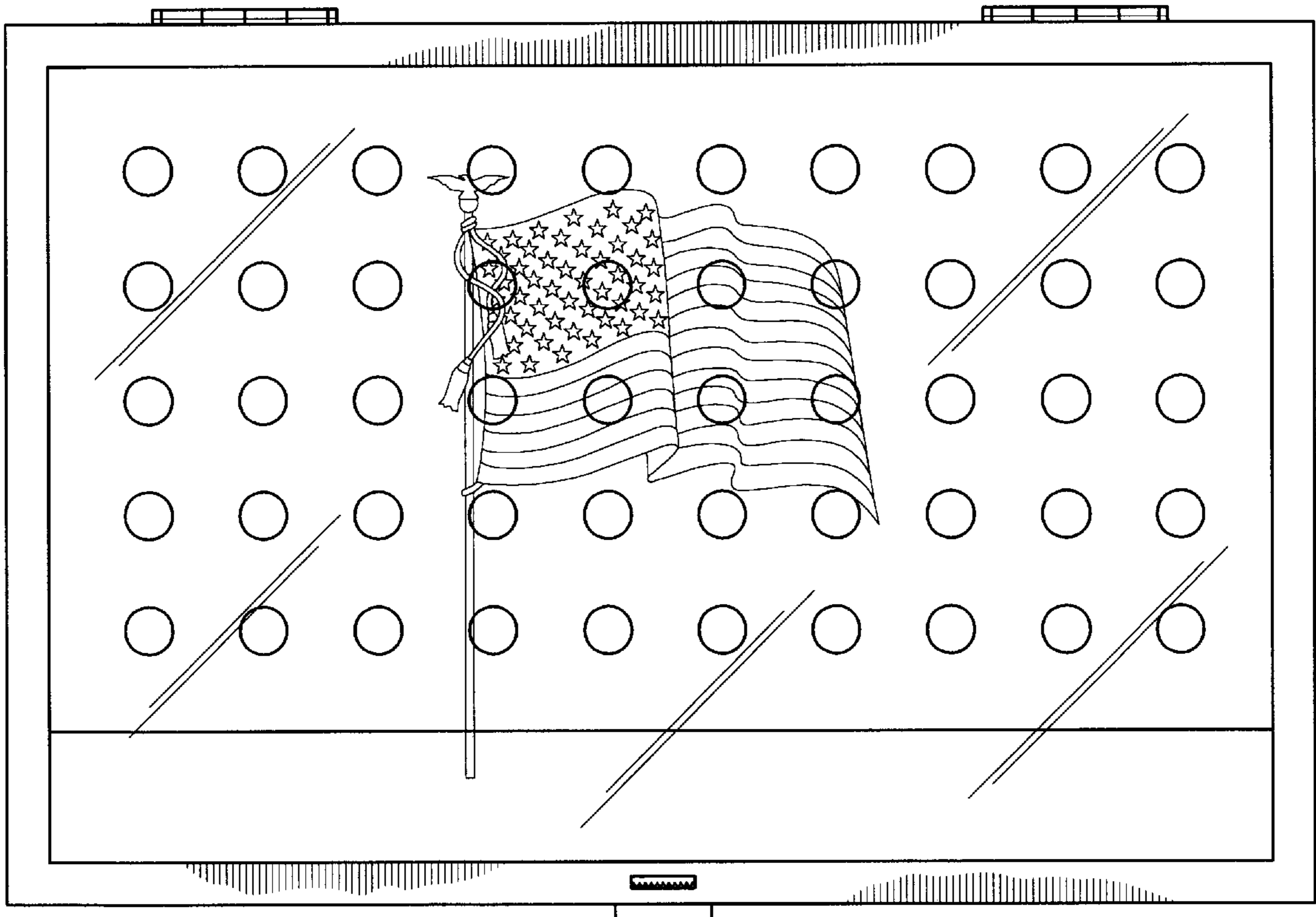


FIG. 1

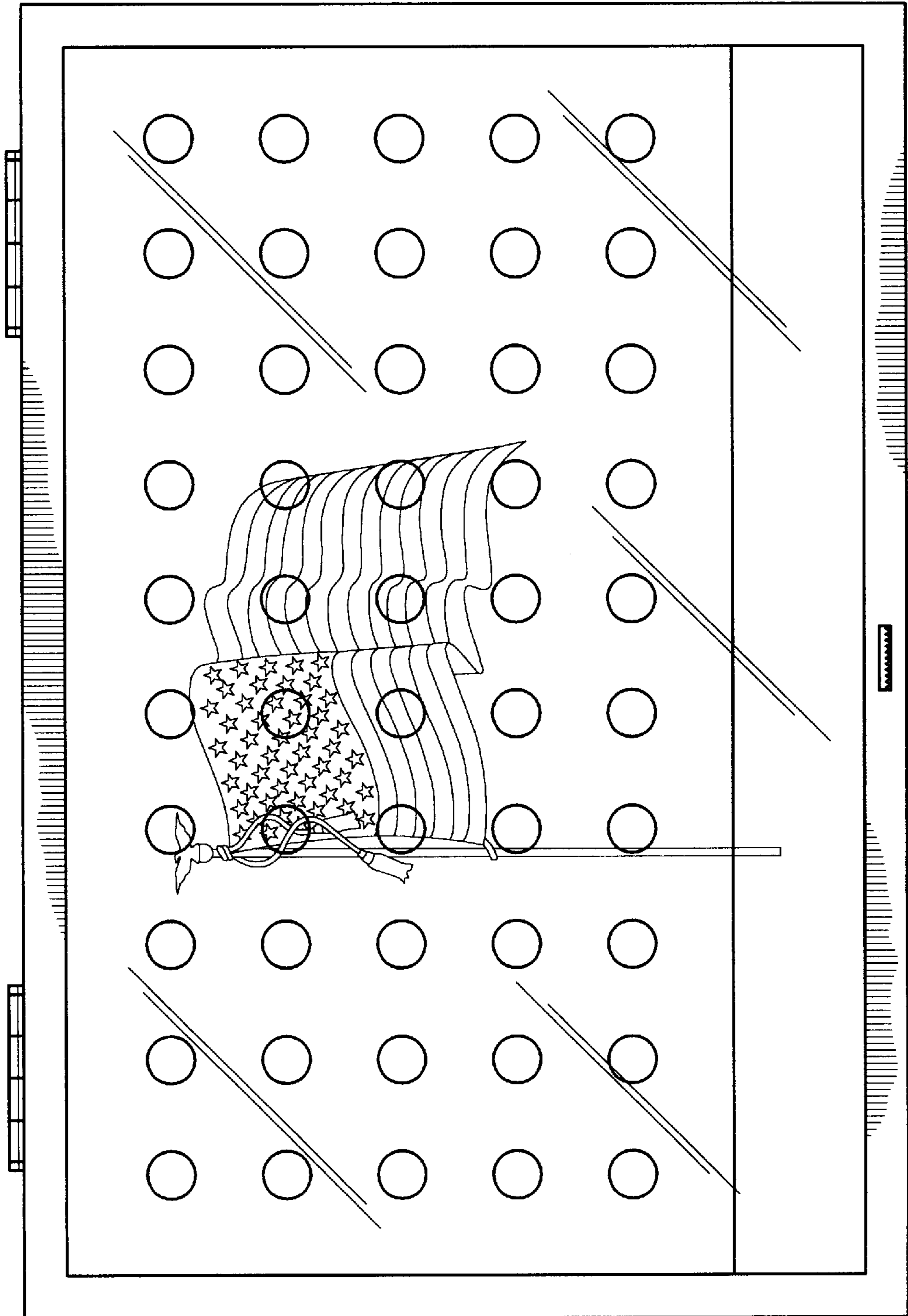


FIG. 2

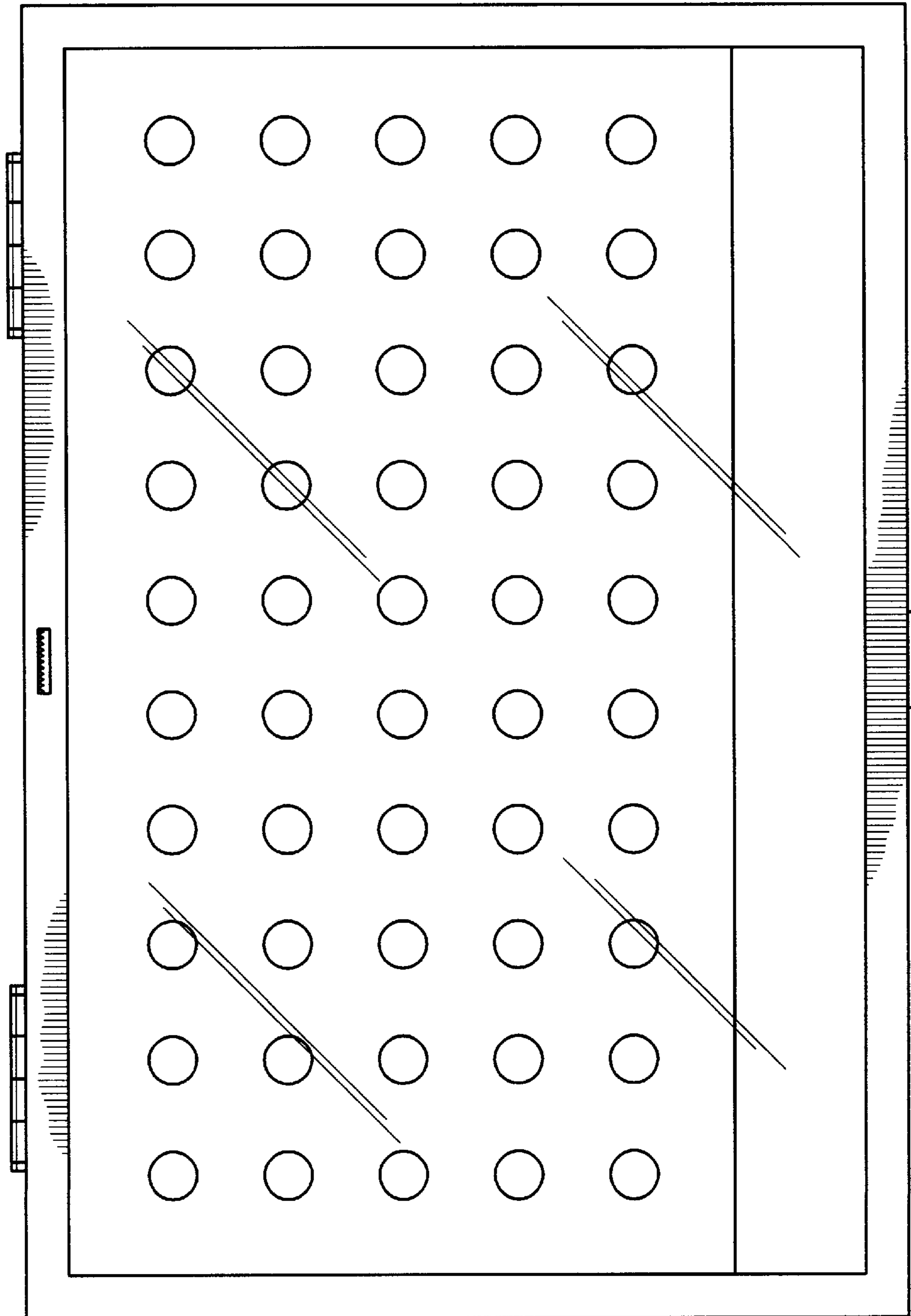




FIG.3

FIG. 4

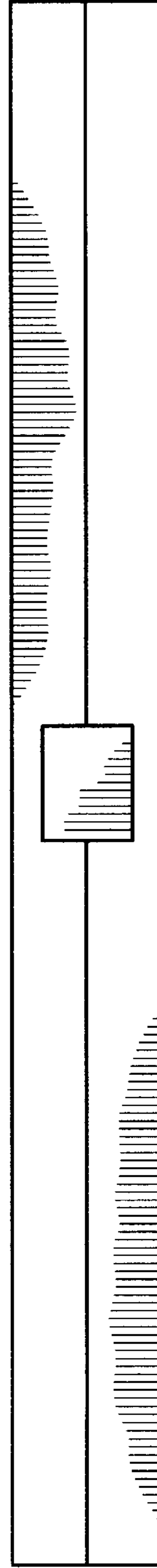
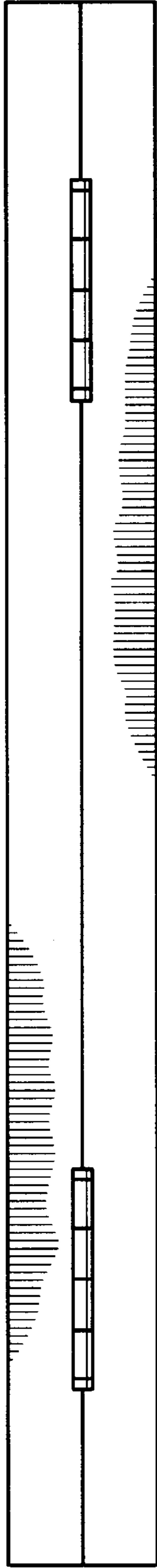


FIG. 5