



US00D449180B1

(12) **United States Design Patent**
Blake

(10) **Patent No.:** **US D449,180 S**

(45) **Date of Patent:** **** Oct. 16, 2001**

(54) **PLANT STAND**

(76) Inventor: **Dudley Blake**, 1638 Daly St., Orlando,
FL (US) 32808

(**) Term: **14 Years**

(21) Appl. No.: **29/134,703**

(22) Filed: **Dec. 28, 2000**

(51) **LOC (7) Cl.** **06-99**

(52) **U.S. Cl.** **D6/403**

(58) **Field of Search** D11/143, 144,
D11/152, 153, 154; D6/403, 404, 405, 556;
D7/403, 704; D8/370; 47/39, 41.01, 65.5;
206/423; 211/106, 85.23, 85.31; 248/27.8,
127

(56) **References Cited**

U.S. PATENT DOCUMENTS

D. 71,575 * 12/1926 Cartwright D6/403

D. 81,436 * 6/1930 Dew et al. D6/403
D. 434,247 * 11/2000 Rosenberg D6/403

* cited by examiner

Primary Examiner—Doris V. Coles

Assistant Examiner—Mimosa De

(74) *Attorney, Agent, or Firm*—Holland & Knight LLP;
John L. DeAngelis, Jr.; Terry M. Sanks

(57) **CLAIM**

The ornamental design for a plant stand, as shown and described.

DESCRIPTION

FIG. 1 is a perspective view of a plant stand showing my new design;


FIG. 2 is an elevational side view thereof;

FIG. 3 is an opposite elevational side view;

FIG. 4 is a top plan view; and,

FIG. 5 is a bottom plan view.

1 Claim, 2 Drawing Sheets



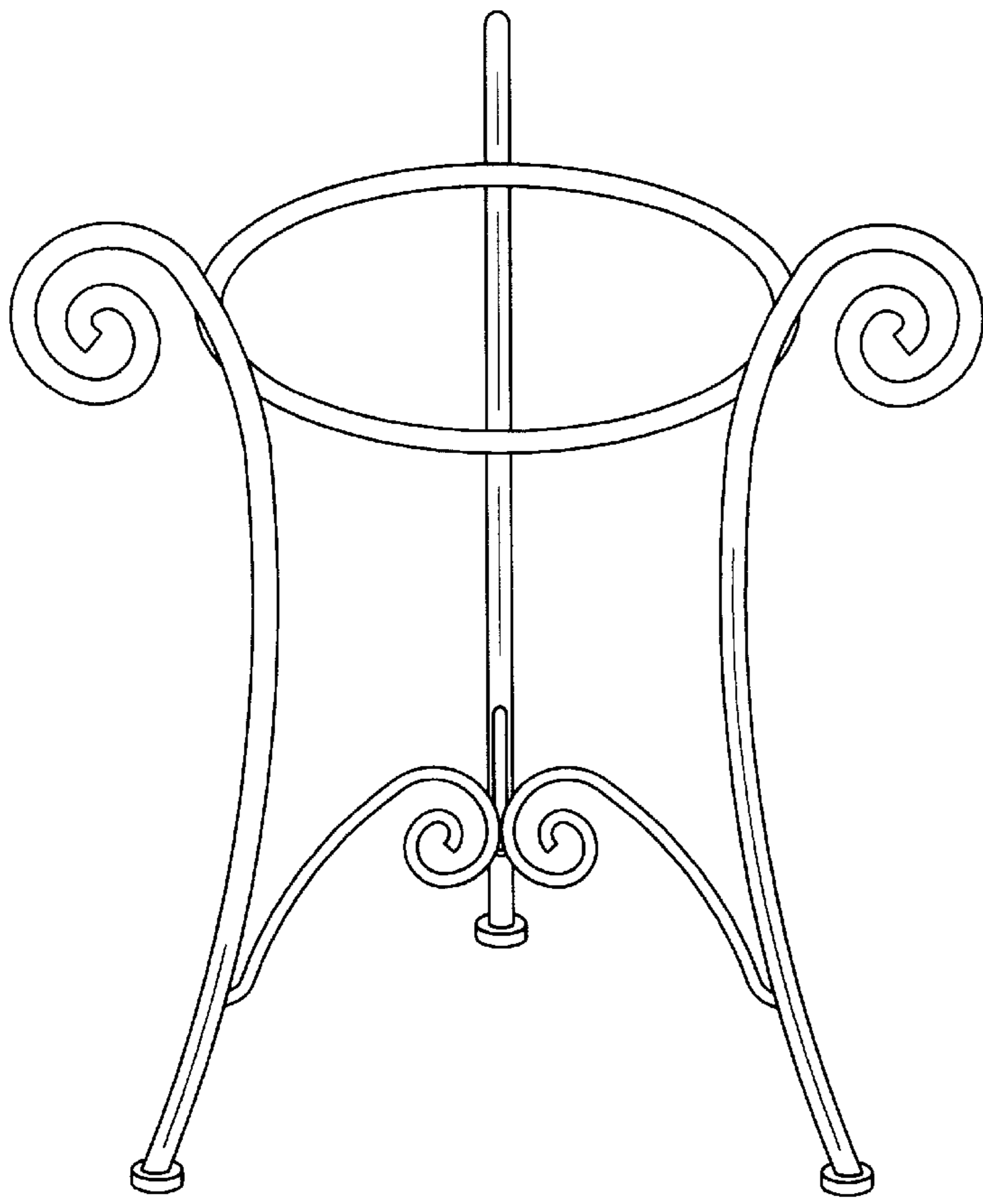


FIG. 1




FIG. 2




FIG. 3

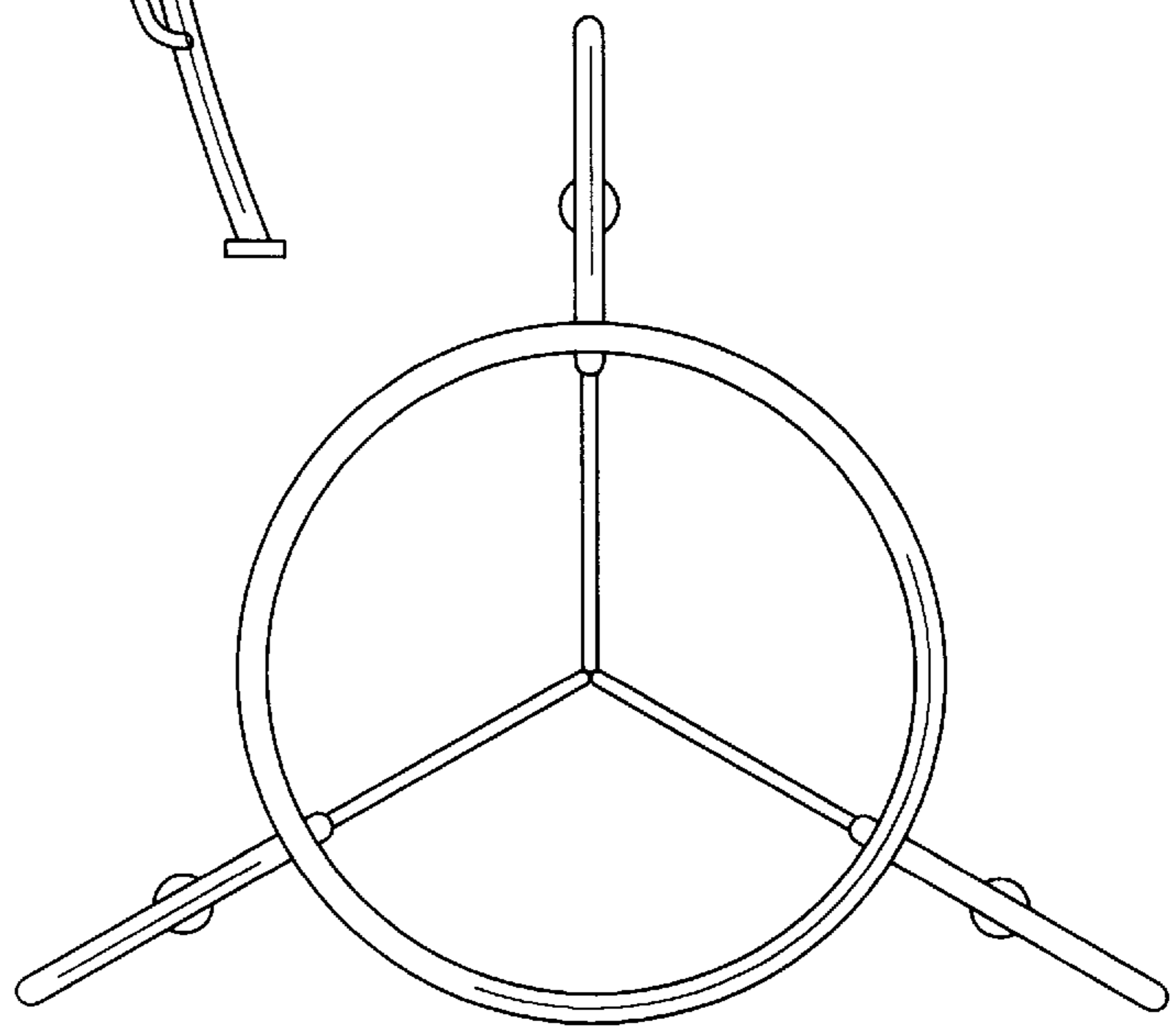


FIG. 4

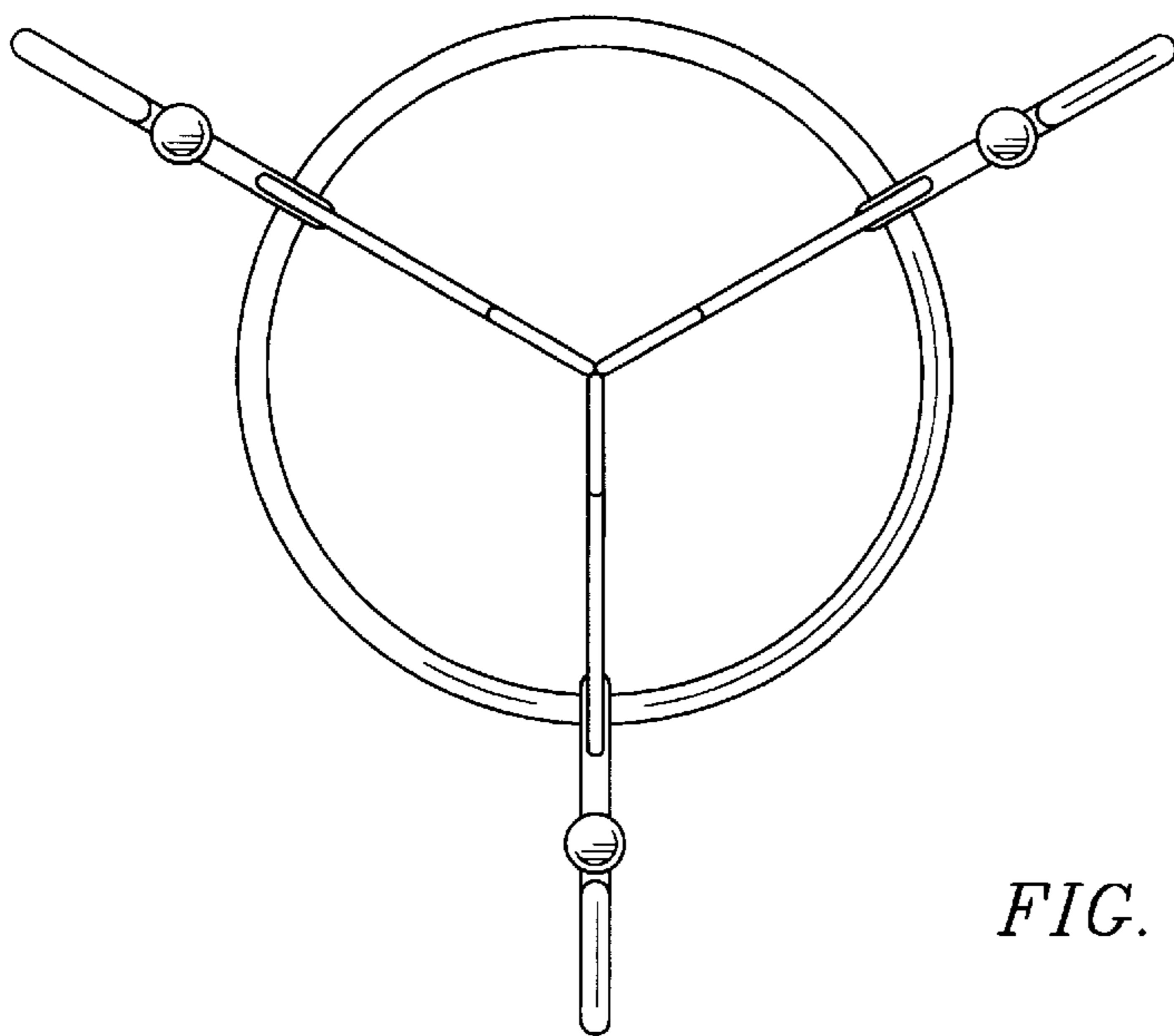


FIG. 5