



US00D449168B1

(12) **United States Design Patent**
Garrell

(10) **Patent No.:** **US D449,168 S**

(45) **Date of Patent:** **** Oct. 16, 2001**

(54) **MIRRORED DOOR SYSTEM**

(76) Inventor: **Michael W. Garrell**, 6360 Polo Club Dr., Cumming, GA (US) 30040

(**) Term: **14 Years**

(21) Appl. No.: **29/132,107**

(22) Filed: **Nov. 2, 2000**

(51) **LOC (7) Cl.** **06-07**

(52) **U.S. Cl.** **D6/303; D6/300; D6/302**

(58) **Field of Search** **D6/300-314; D25/48; 40/706, 711, 720, 722-725, 733, 735, 765, 779, 780, 786, 796, 798; 359/838, 850, 854, 855, 865, 871, 872, 879; 52/204.1, 455**

(56) **References Cited**

U.S. PATENT DOCUMENTS

- D. 42,844 * 7/1912 Wermerskirchen D6/303
- D. 241,800 * 10/1976 Johnson D6/301
- D. 426,645 * 6/2000 Bonomo et al. D25/48
- 5,107,645 4/1992 Beasley .
- 5,212,926 5/1993 Beasley .
- 6,170,224 * 1/2001 Boyse et al. 52/784.14

OTHER PUBLICATIONS

Ethan Allen c1998, p. 340, mirror at left and 2nd from bottom.*

* cited by examiner

Primary Examiner—Janice E. Seeger

(74) *Attorney, Agent, or Firm*—Hinkle & Associates, PC



(57) **CLAIM**

The ornamental design for a mirrored door system, as shown and described.

DESCRIPTION

FIG. 1 is a front elevation view of a mirrored door system having my new design with the doors in an open position; FIG. 2 is a top plan view thereof; FIG. 3 is a rear elevation view thereof; FIG. 4 is a bottom plan view thereof; FIG. 5 is a right side view thereof, the opposite being a mirror image; and, FIG. 6 is a front elevation view showing the doors in a closed position.

1 Claim, 3 Drawing Sheets



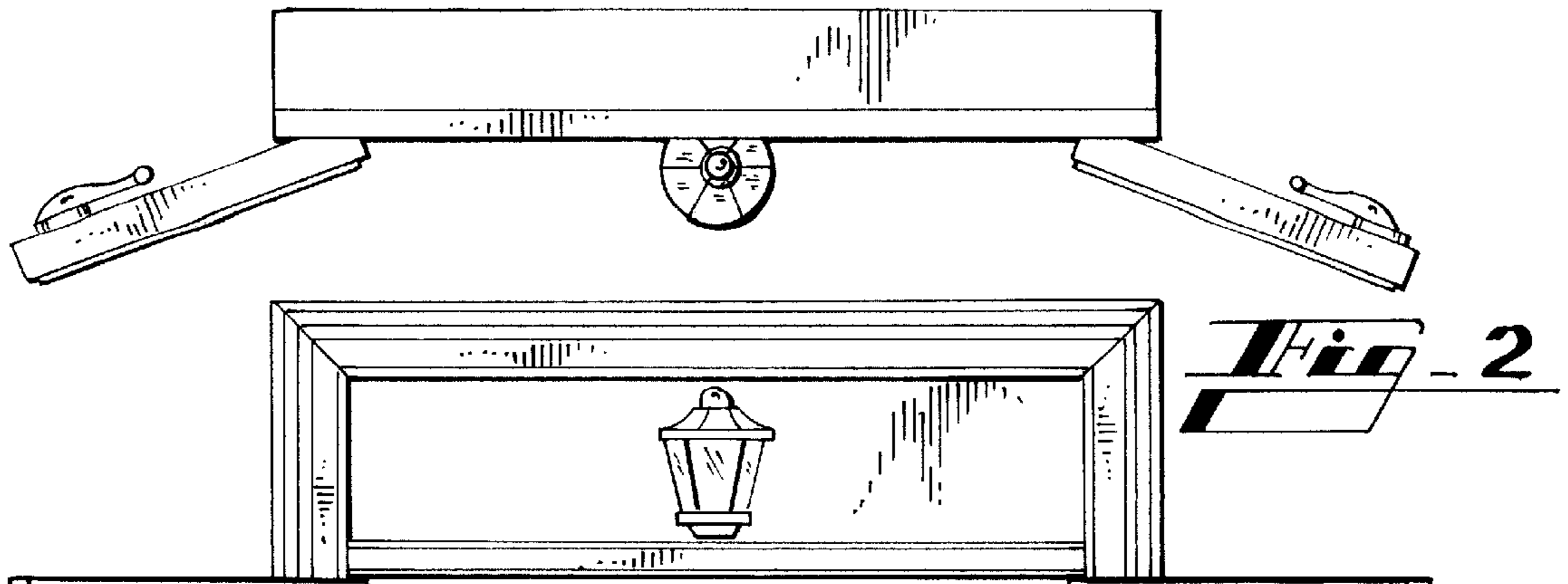


Fig. 2


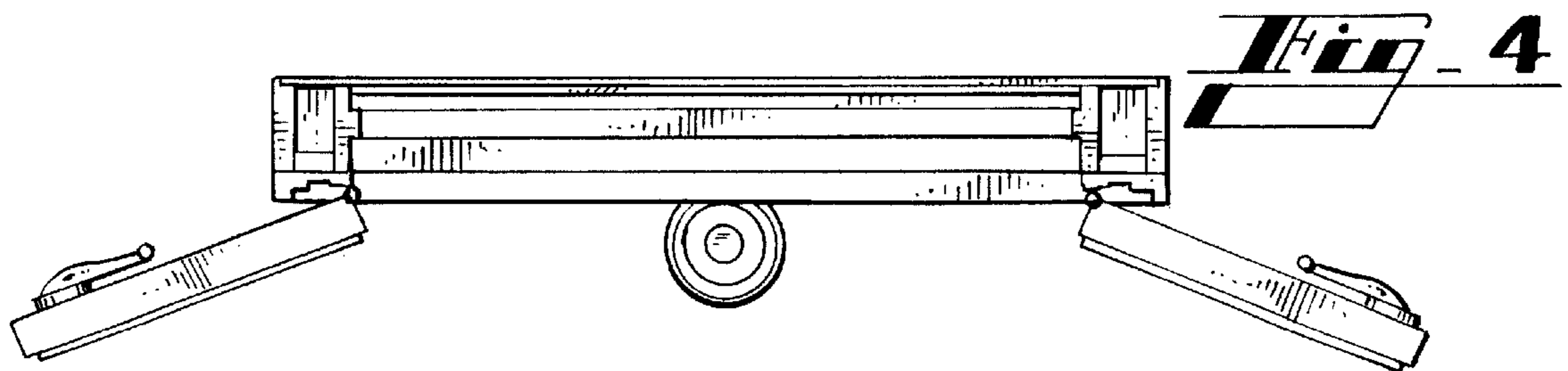


Fig. 1






Fig. 6

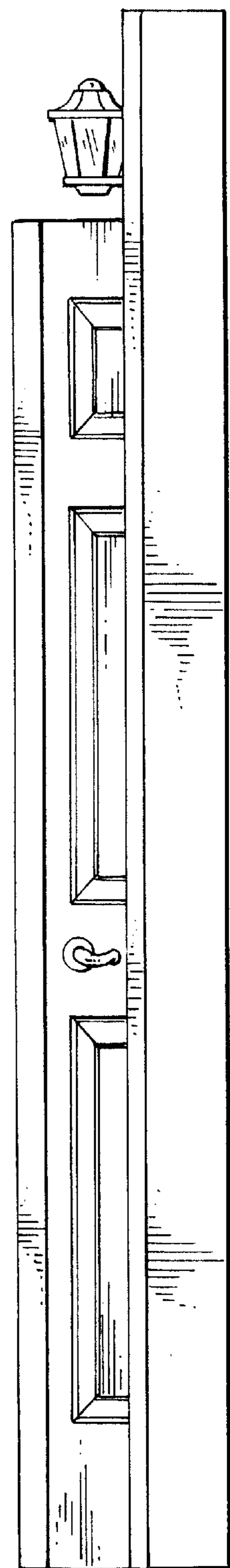


Fig. 5