



US00D449162B1

(12) **United States Design Patent**
Sijmons et al.

(10) **Patent No.:** **US D449,162 S**

(45) **Date of Patent:** **** Oct. 16, 2001**

(54) **UPRIGHT LUGGAGE CASE**

D. 428,698 * 8/2000 Cheng D3/279

D. 431,906 * 10/2000 Livingston D3/279

(75) Inventors: **Erik Sijmons**, Oudenaarde; **Maxime Szyf**, Stekene, both of (BE)

OTHER PUBLICATIONS

(73) Assignee: **Samsonite Corporation**, Denver, CO (US)

Samsonite Europe N.V., *Catalogue 1999*, published Jan. 1999, Belgium; pp. 48–51, “450 Series Ziplite”.

(**) Term: **14 Years**

* cited by examiner

(21) Appl. No.: **29/123,888**

Primary Examiner—Philip S. Hyder

(22) Filed: **May 25, 2000**

(74) *Attorney, Agent, or Firm*—Gregory W. O’Connor

(51) **LOC (7) Cl.** **03-01**

(52) **U.S. Cl.** **D3/279**

(58) **Field of Search** D3/273, 276, 279,
D3/283, 287, 289, 303; 190/18 A, 100,
111, 112, 113, 114, 115

(57) **CLAIM**

The ornamental design for an upright luggage case, as shown and described.

(56) **References Cited**

DESCRIPTION

U.S. PATENT DOCUMENTS

- D. 351,726 * 10/1994 Lin D3/273
- D. 360,756 * 8/1995 King D3/273
- D. 362,548 * 9/1995 King et al. D3/301
- D. 374,773 * 10/1996 Domotor D3/279
- D. 383,603 * 9/1997 Pedlar D3/279
- D. 395,164 * 6/1998 Langmuir et al. D3/279
- D. 427,434 * 7/2000 King et al. D3/279

FIG. 1 is a perspective view of the upright luggage case embodying my new design.

FIG. 2 is a front view of the upright luggage case shown in FIG. 1.

FIG. 3 is a rear view thereof.


FIG. 4 is a left side view thereof.

FIG. 5 is a right side view thereof.

FIG. 6 is a top view thereof; and,

FIG. 7 is a bottom view thereof.

1 Claim, 3 Drawing Sheets






Figure 1

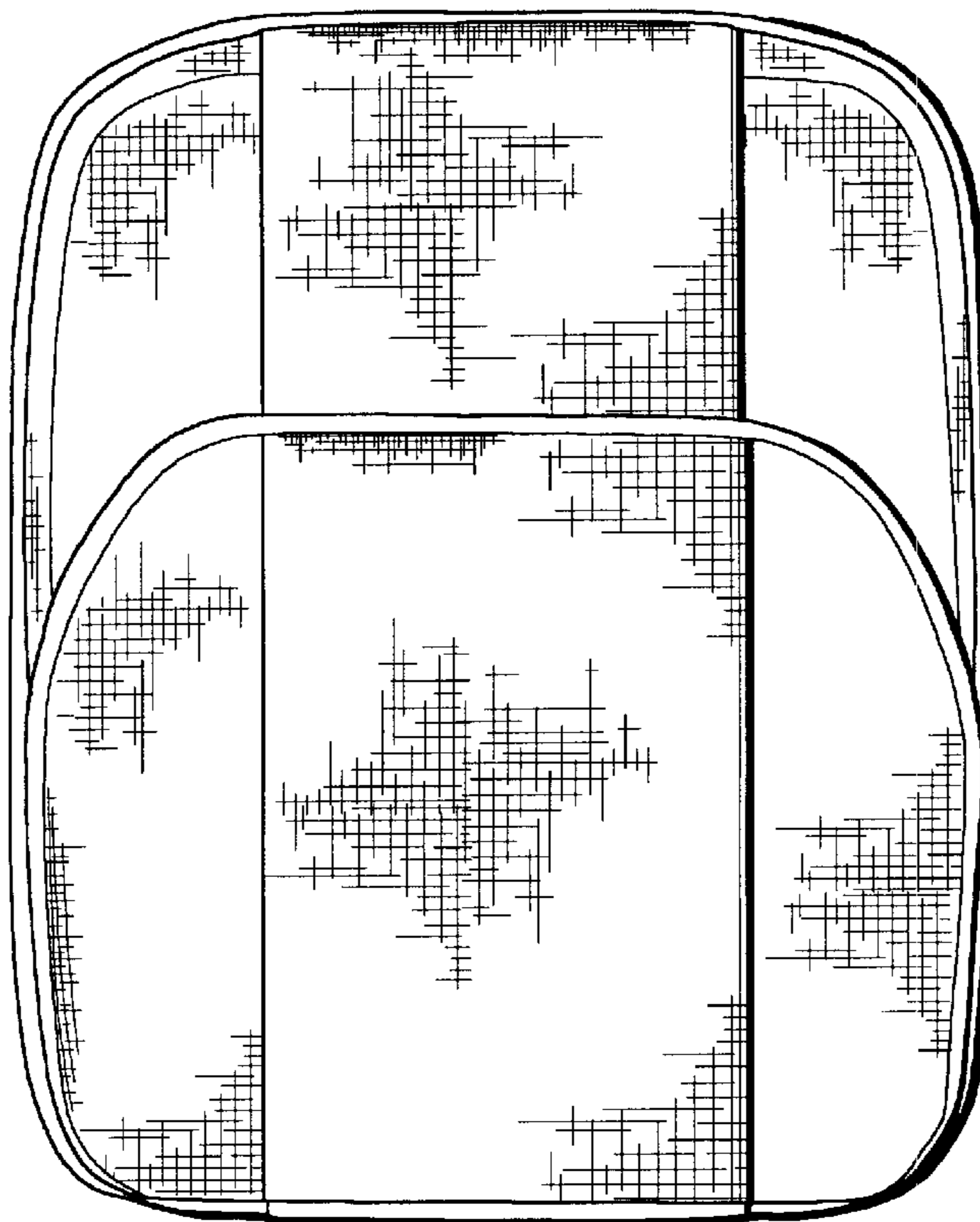


Figure 2

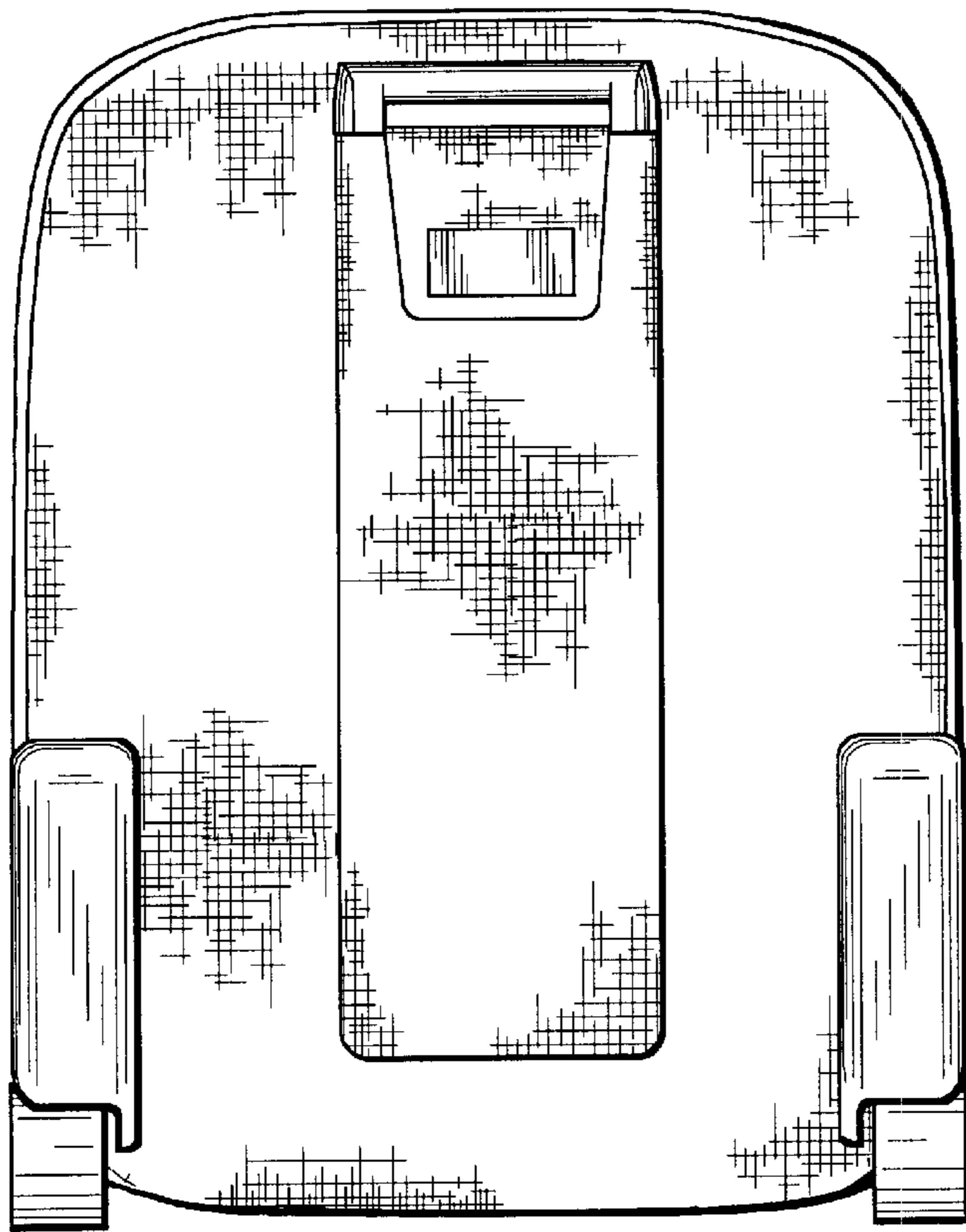


Figure 3



Figure 4



Figure 5

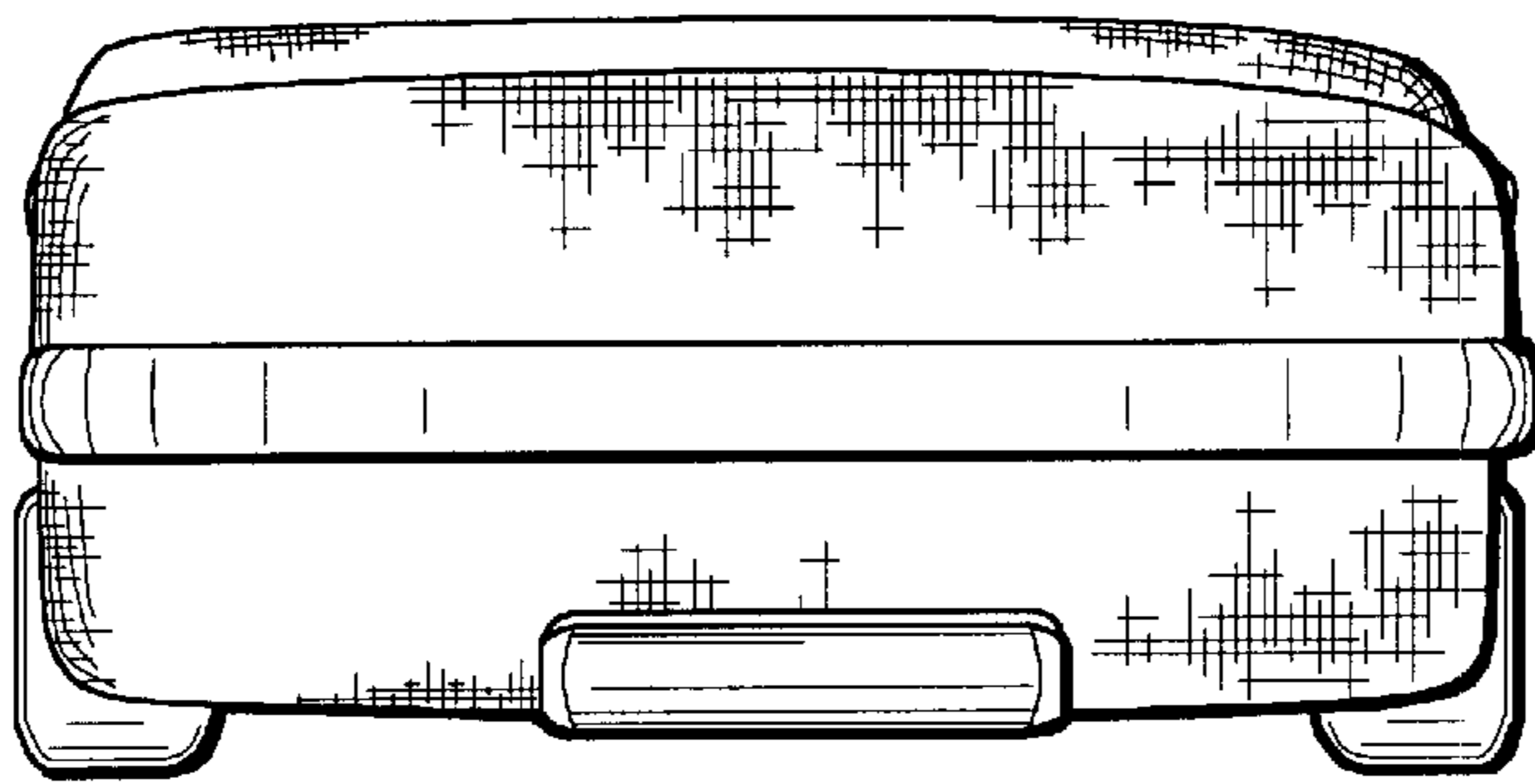


Figure 6

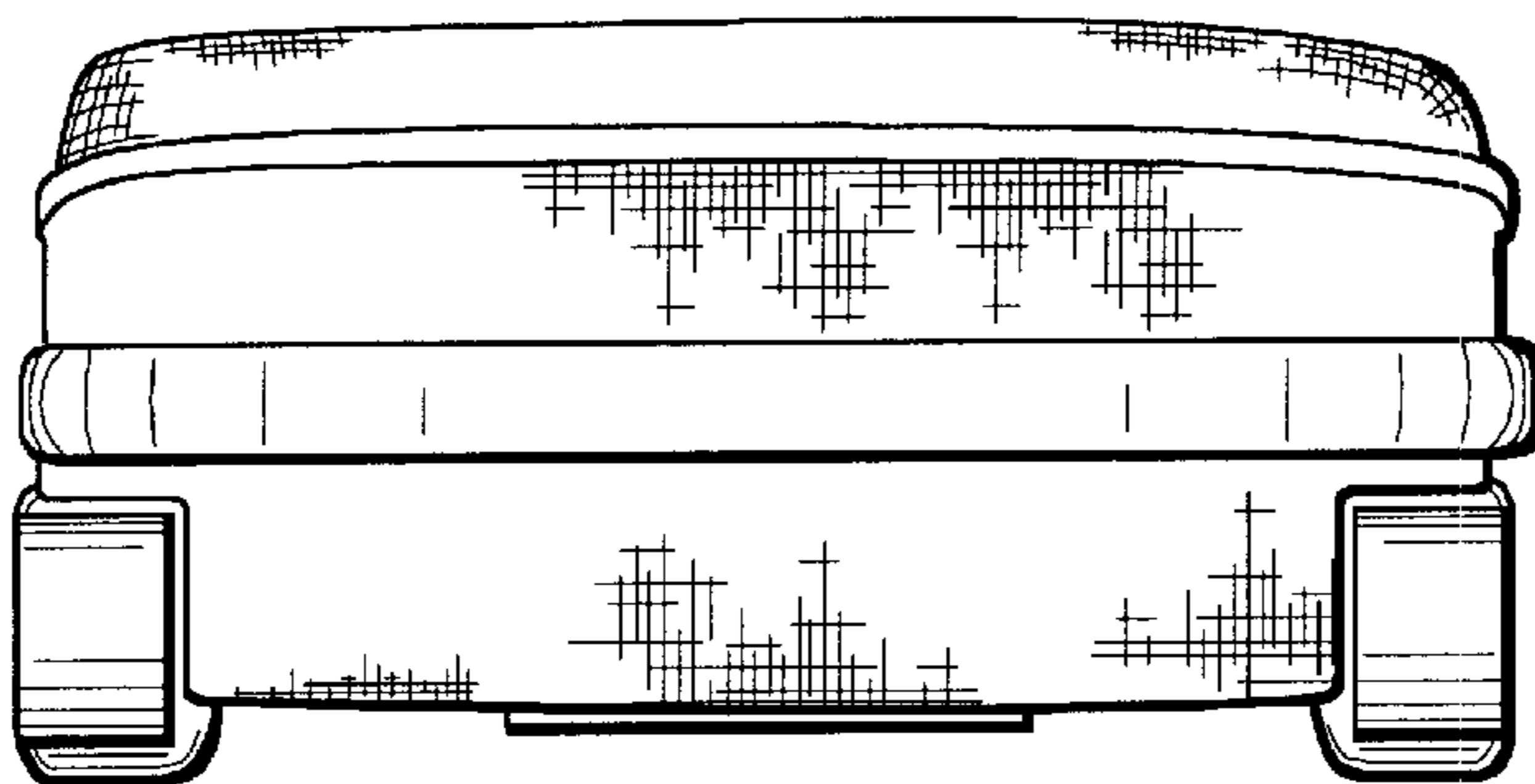


Figure 7