



US00D449155B1

(12) **United States Design Patent**
McClaskie

(10) **Patent No.:** **US D449,155 S**

(45) **Date of Patent:** **** Oct. 16, 2001**

(54) **SHOE SOLE**

(75) **Inventor:** **Thomas E. McClaskie**, Bethlehem, PA
(US)

(73) **Assignee:** **Columbia Insurance Company**,
Omaha, NE (US)

(**) **Term:** **14 Years**

(21) **Appl. No.:** **29/136,994**

(22) **Filed:** **Feb. 9, 2001**

(51) **LOC (7) Cl.** **02-04**

(52) **U.S. Cl.** **D2/957; D2/950; D2/953;**
D2/959

(58) **Field of Search** D2/760, 902, 904,
D2/908, 909, 911, 914, 916, 920, 946-948,
951-962, 964, 972, 977; D12/147; 36/22 R,
24.5, 25 A, 25 R, 28, 29, 32 R, 43, 59 C,
59 R, 102, 103, 129, 134, 149

(56) **References Cited**

U.S. PATENT DOCUMENTS

- D. 79,583 * 10/1929 Cutler D2/957
- D. 262,159 * 12/1981 Bartneck D2/951
- D. 282,123 * 1/1986 Davis D2/959
- D. 289,943 * 5/1987 Liebscher et al. D2/959
- D. 298,483 * 11/1988 Liggett et al. D2/954
- D. 320,884 * 10/1991 Brue D2/957
- D. 337,651 * 7/1993 Kilbey D24/171

- D. 343,050 * 1/1994 Blissett D2/959
- D. 387,546 * 12/1997 Pearce D2/951
- D. 398,440 * 9/1998 Rowland D2/951
- D. 400,696 * 11/1998 Covatch D2/954
- D. 401,042 * 11/1998 Davis D2/951
- D. 413,714 * 9/1999 Challant D2/959
- D. 427,758 * 7/2000 Schneider D2/959
- 6,176,025 * 1/2001 Patterson et al. 36/28

* cited by examiner

Primary Examiner—Celia Murphy

(74) *Attorney, Agent, or Firm*—Fish & Richardson P.C.

(57) **CLAIM**

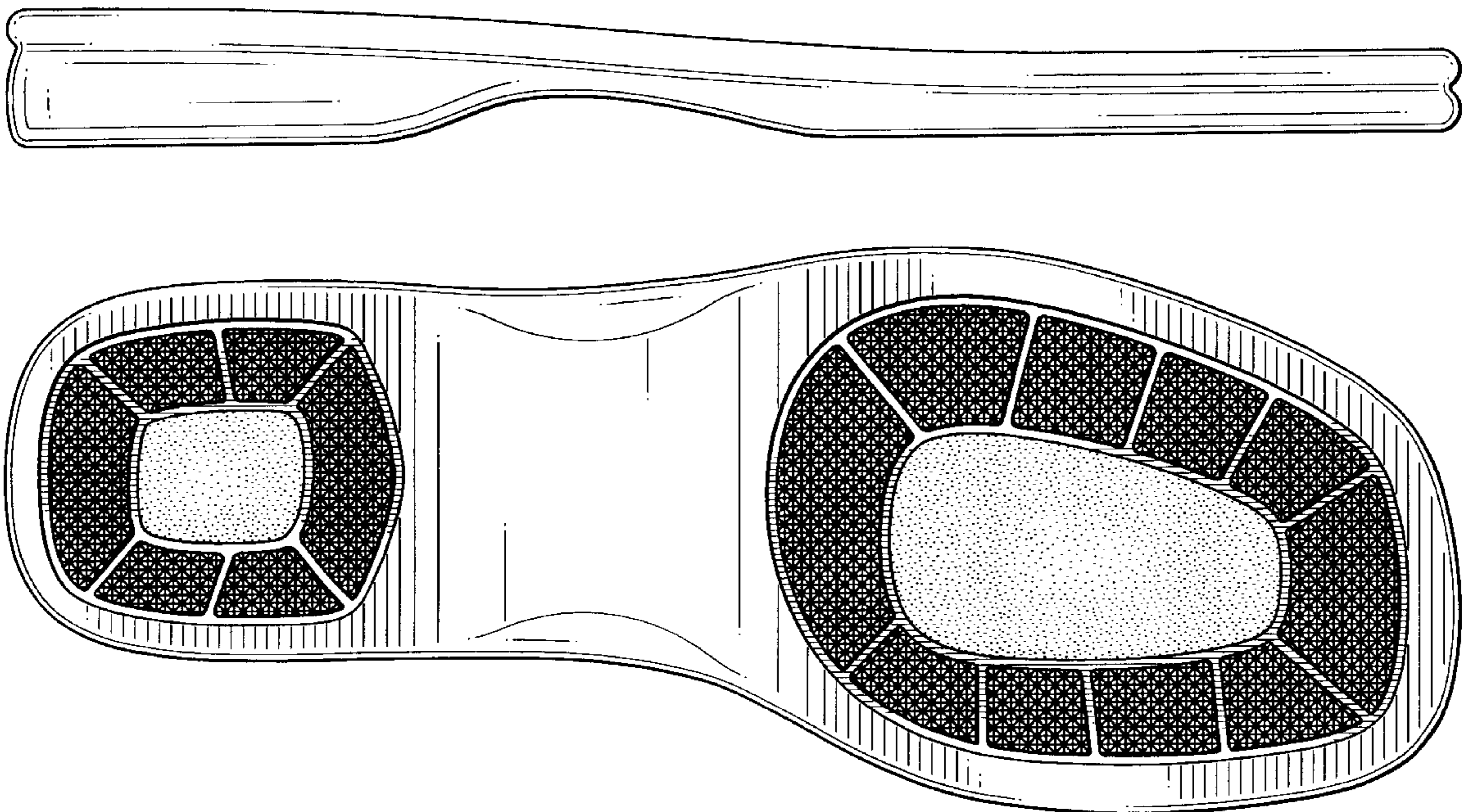
The ornamental design for a shoe sole, as shown and described.

DESCRIPTION

FIG. 1 is a perspective view of a shoe sole showing my new design;
 FIG. 2 is a left side elevational view thereof;
 FIG. 3 is a right side elevational view thereof;
 FIG. 4 is a front elevational view thereof;
 FIG. 5 is a rear elevational view thereof;
 FIG. 6 is a bottom plan view thereof; and,
 FIG. 7 is a top plan view thereof.

The broken lines in FIGS. 4 and 7 define the boundary of the claimed design. The broken lines and the area within the boundary, form no part of the claimed design.

1 Claim, 5 Drawing Sheets



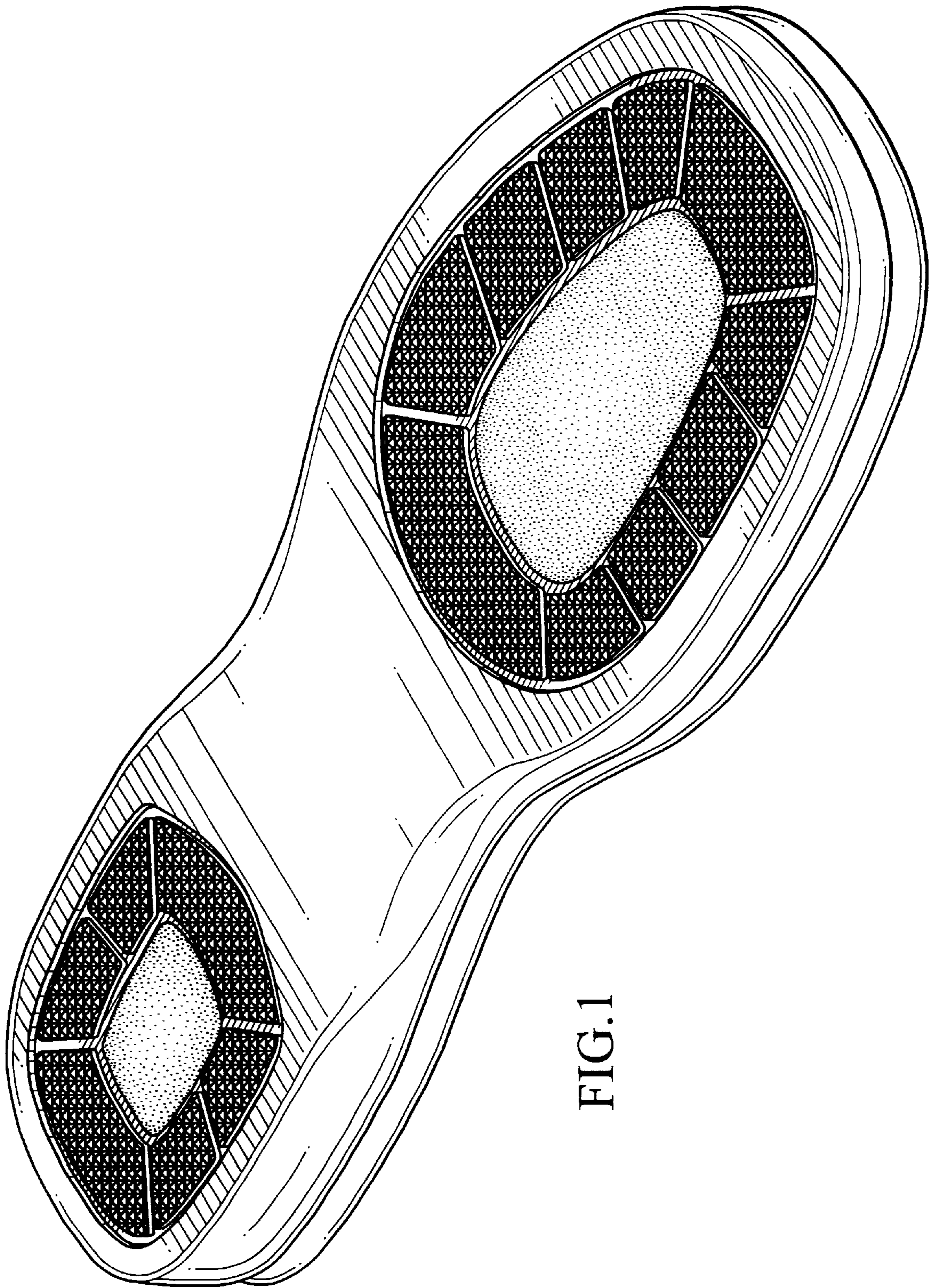


FIG. 1

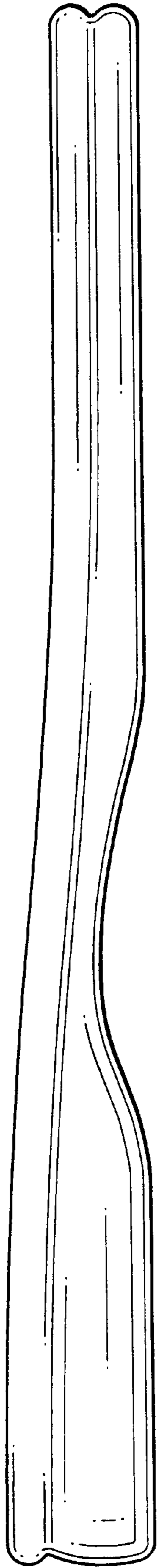


FIG. 2



FIG. 3

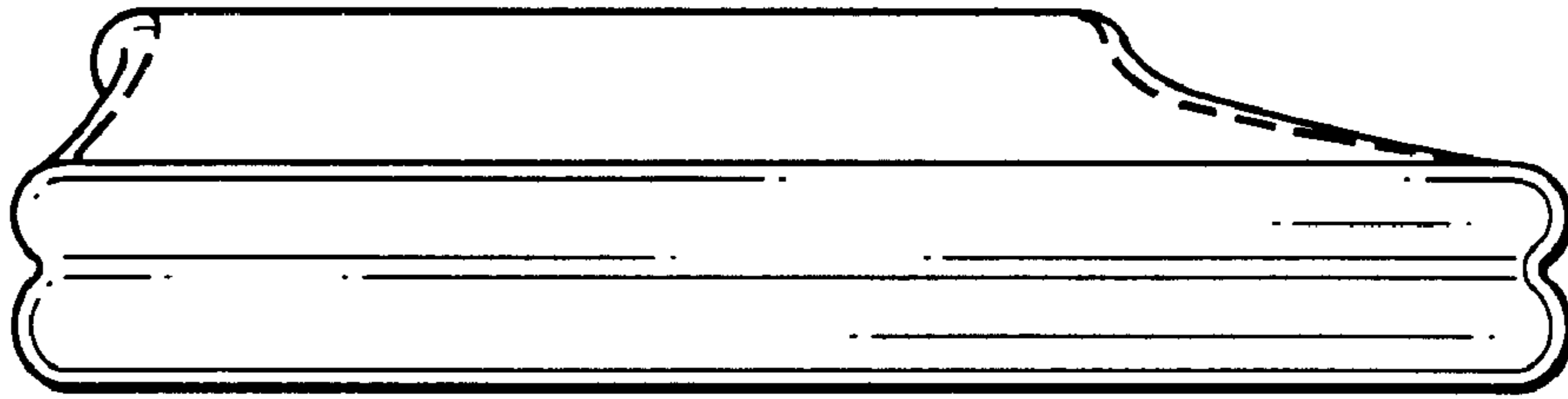


FIG. 4




FIG. 5

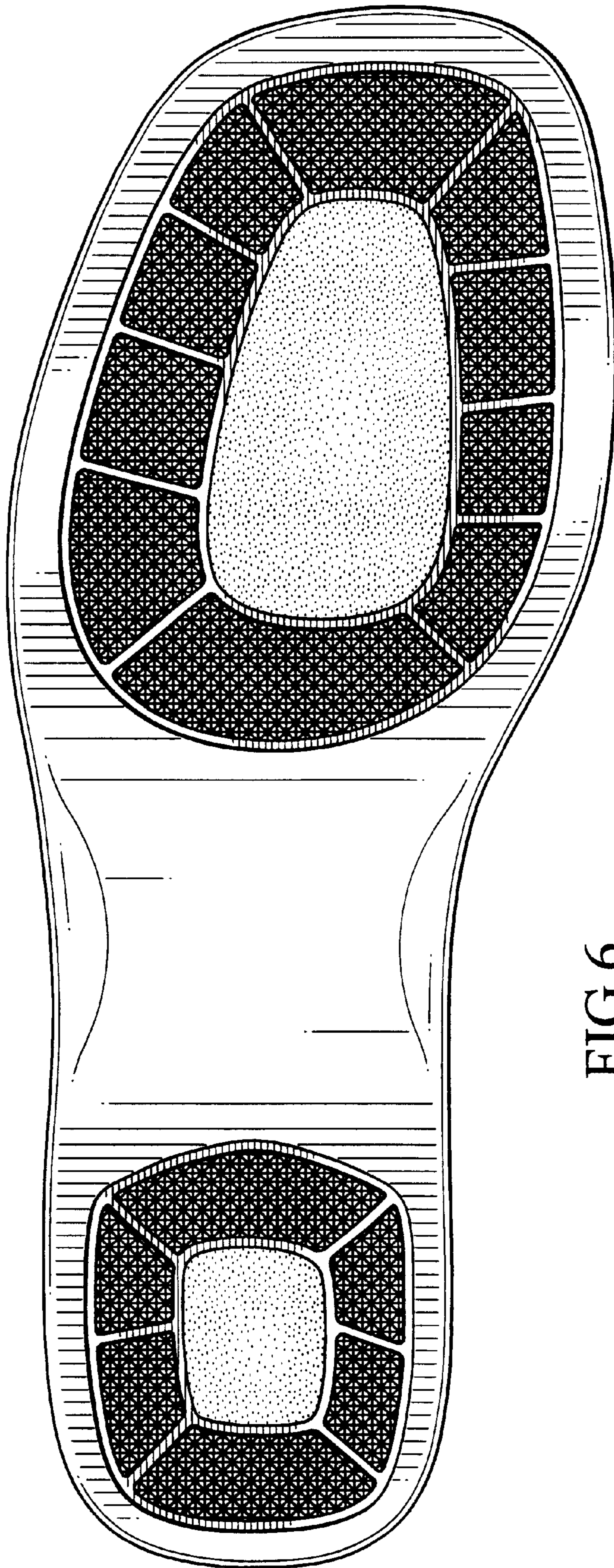


FIG. 6

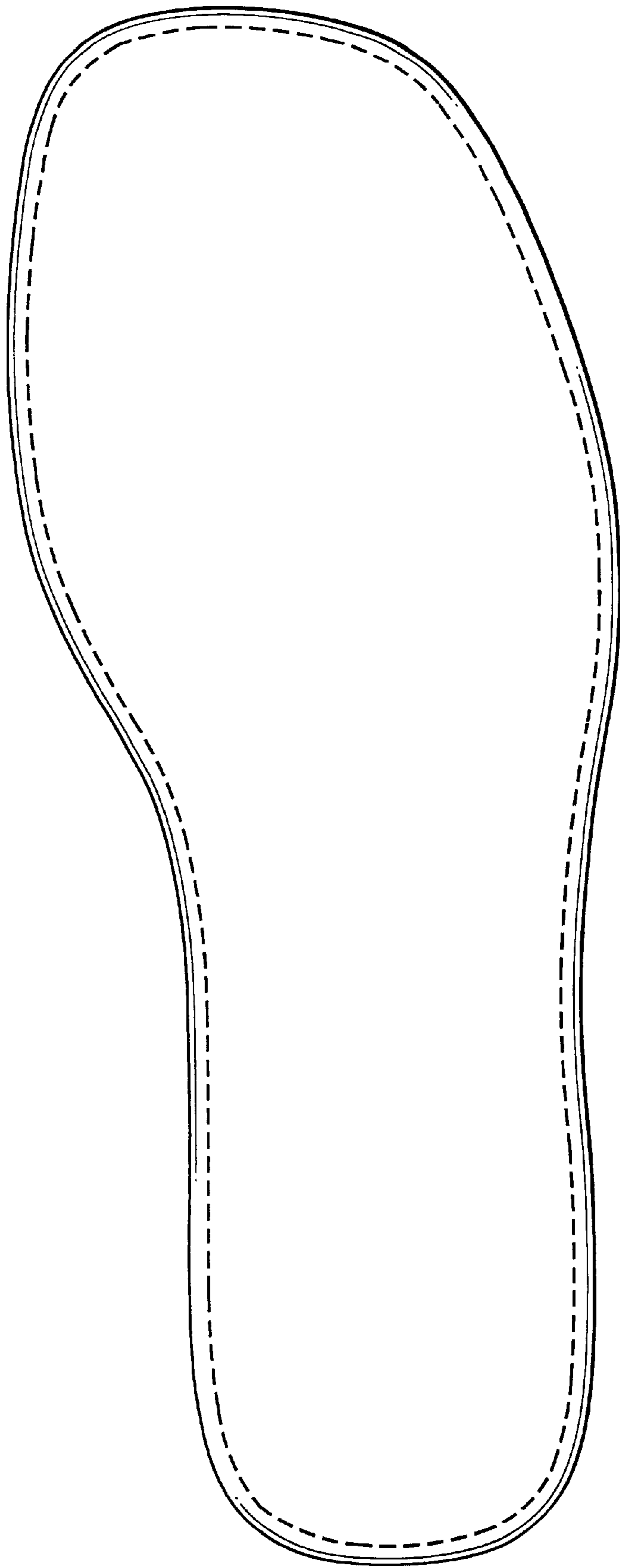


FIG. 7