



US00D449153B1

(12) **United States Design Patent**  
**Rork et al.**

(10) **Patent No.:** **US D449,153 S**

(45) **Date of Patent:** **\*\* Oct. 16, 2001**

(54) **TOE PROTECTOR**

(75) Inventors: **Thomas F. Rork**, Davenport, IA (US);  
**Ronald D. McKechnie**, Derry, NH (US)

(73) Assignee: **Norcross Safety Products, L.L.C.**,  
Rock Island, IL (US)

(\*\*) Term: **14 Years**

(21) Appl. No.: **29/139,160**

(22) Filed: **Mar. 23, 2001**

(51) **LOC (7) Cl.** ..... **02-04**

(52) **U.S. Cl.** ..... **D2/913; D2/909**

(58) **Field of Search** ..... D2/896-898, 900-903,  
D2/907-913, 920, 923, 943-960, 969, 970;  
36/1, 1.5, 83, 114, 126-131, 7.1 R, 7.2-7.6,  
8.1-11, 9 R, 10, 25 R, 45-50.1, 77 R, 72 R

(56) **References Cited**

**U.S. PATENT DOCUMENTS**

- D. 140,822 \* 4/1945 Marx et al. .... D2/913
- D. 168,266 \* 11/1952 Kamborian ..... D2/913
- D. 219,136 \* 11/1970 Mace ..... D2/913

D. 423,198 \* 4/2000 Peterson et al. .... D2/913

\* cited by examiner

*Primary Examiner*—Louis S. Zarfes

*Assistant Examiner*—Gregory Andoll

(74) *Attorney, Agent, or Firm*—Rockey, Milnamow &  
Katz, Ltd.

(57) **CLAIM**

The ornamental design for a toe protector, as shown and described.

**DESCRIPTION**

FIG. 1 is a perspective view of a toe protector showing our new design, as seen from an upper, side vantage;

FIG. 2 is a front view thereof;

FIG. 3 is a back view thereof;

FIG. 4 is a top view thereof;


FIG. 5 is a side view thereof, as seen from one side thereof;

FIG. 6 is a side view thereof, as seen from its other side; and,

FIG. 7 is a bottom view thereof.

Broken-line showings of treads on the bottom and toe portion of the toe protector, as shown, are illustrative only and form no part of the claimed design. The toe protector is intended to be worn over a right or left boot or over a right or left shoe.

**1 Claim, 3 Drawing Sheets**



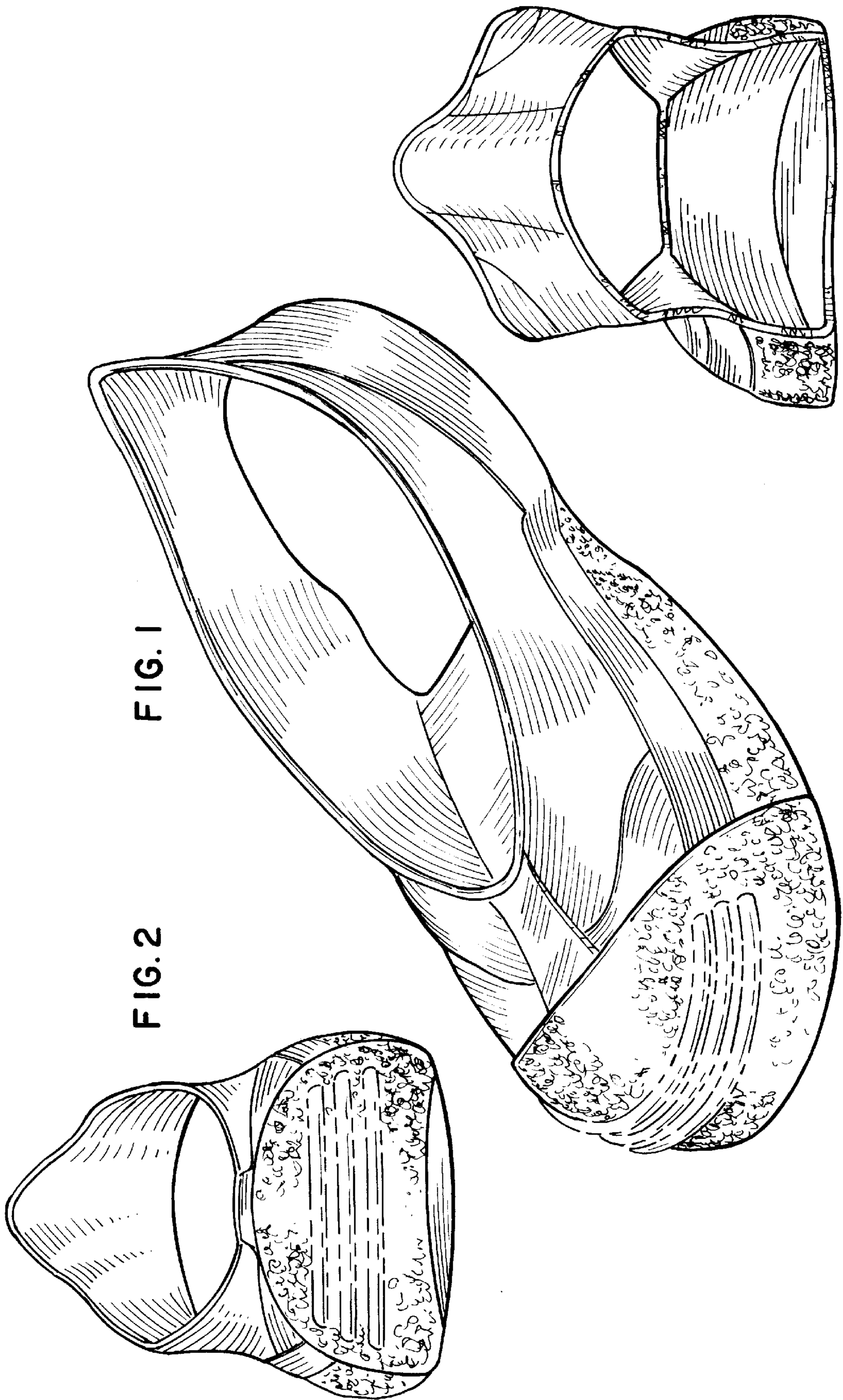


FIG. 1

FIG. 2

FIG. 3

FIG. 4

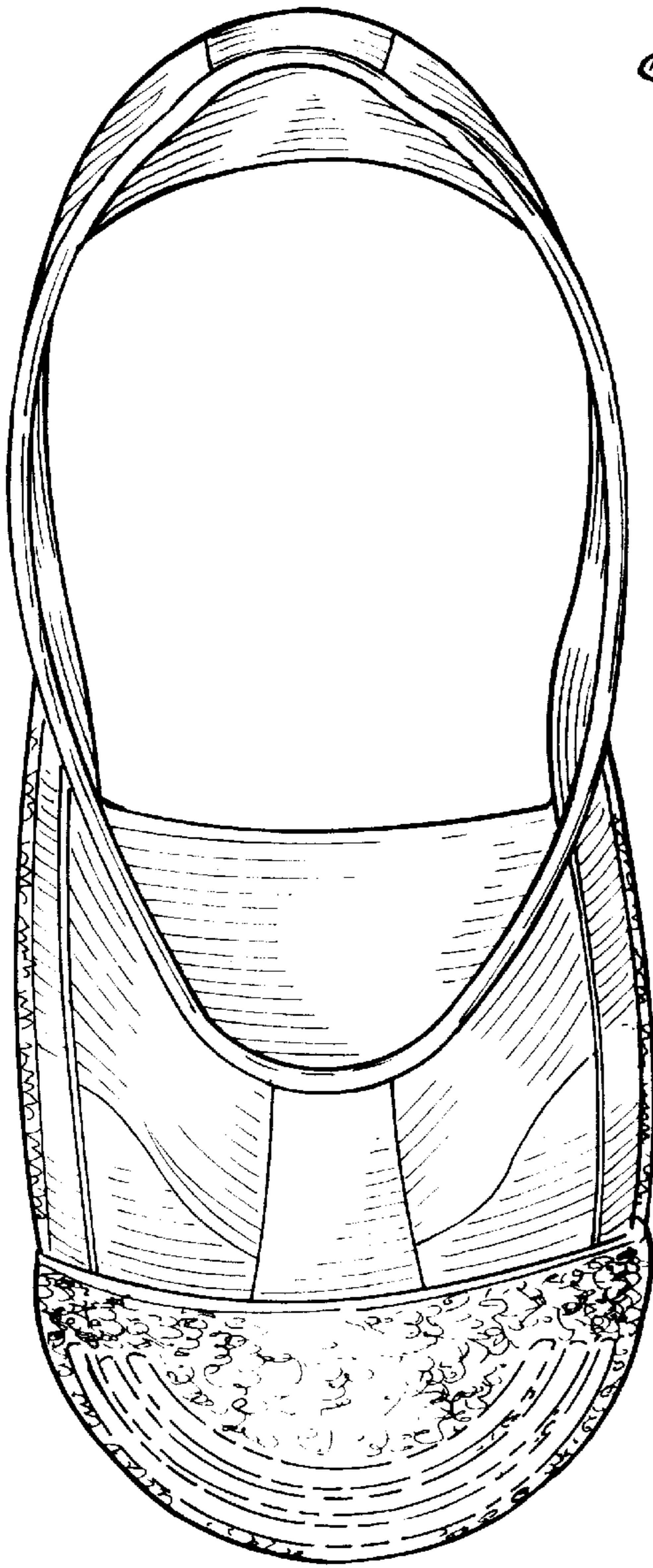


FIG. 5

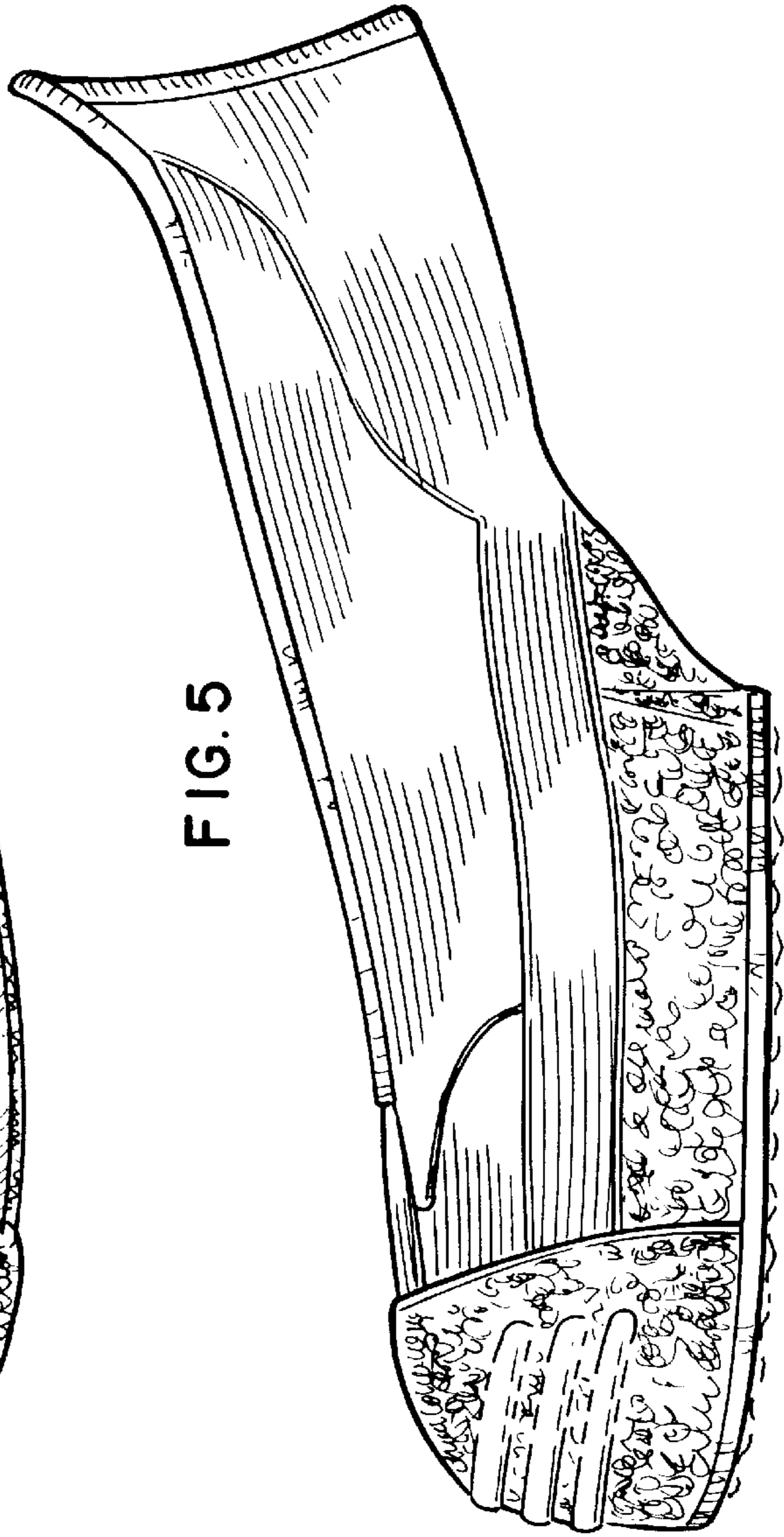


FIG. 6

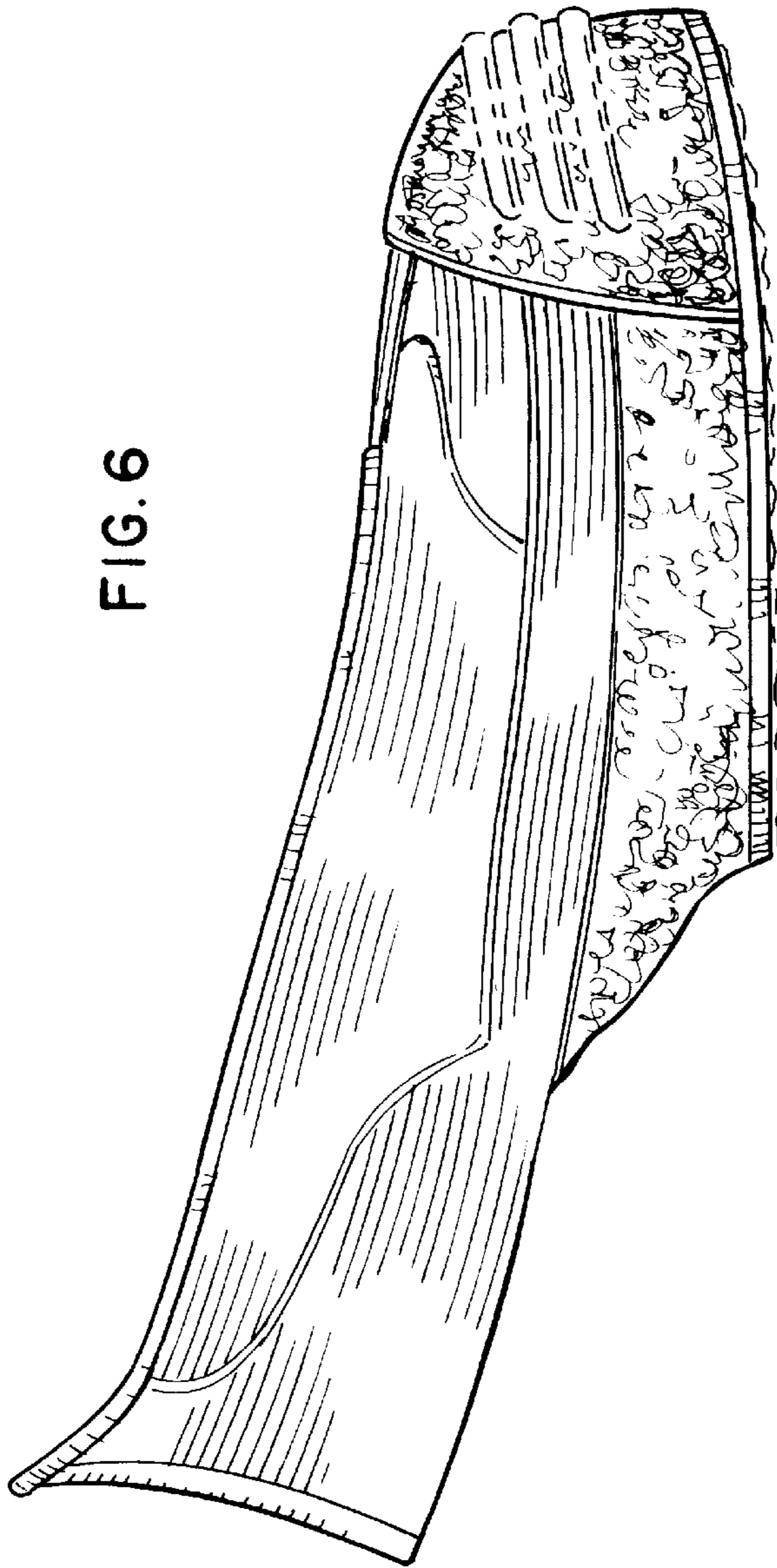


FIG. 7

