



US00D449149B1

(12) **United States Design Patent**
Bennett

(10) **Patent No.:** **US D449,149 S**

(45) **Date of Patent:** **** Oct. 16, 2001**

(54) **SUIT JACKET LAPEL**

(75) **Inventor:** **Robert B. Bennett**, Englewood, NJ
(US)

(73) **Assignee:** **Chromalloy Men's Apparel Group, Inc.**, Hackensack, NJ (US)

(**) **Term:** **14 Years**

(21) **Appl. No.:** **29/111,564**

(22) **Filed:** **Sep. 30, 1999**

(51) **LOC (7) Cl.** **02-02**

(52) **U.S. Cl.** **D2/853; D2/828**

(58) **Field of Search** D2/828, 779, 782,
D2/780, 833-834, 837, 839, 853, 840, 847;
2/93, 96, 98, 102, 108, 129, 115

(56) **References Cited**

U.S. PATENT DOCUMENTS

D. 382,688	8/1997	Bennett	D2/853
D. 394,935	6/1998	Bennett	D2/853

OTHER PUBLICATIONS

Hong Kong Apparel vol. 1 1999 p. 57 bottom row suit jacket.*

The San Dominico VII AFTER SIX® Tuxedo, published Jul., 1997.

The Contour OSCAR DE LA RENTA® Tuxedo, published Feb., 1996.

* cited by examiner

Primary Examiner—Louis S. Zarfes

Assistant Examiner—Deanne Levy

(74) *Attorney, Agent, or Firm*—Mitchell D. Bittman

(57) **CLAIM**

The ornamental design for a suit jacket lapel, as shown and described.

DESCRIPTION

FIG. 1 is a front prospective view of a suit jacket lapel showing my new design;

FIG. 2 is a top plan view thereof;

FIG. 3 is a front elevational view thereof;

FIG. 4 is a right side elevational view thereof;

FIG. 5 is a rear elevational view thereof;

FIG. 6 is a left side elevational view thereof; and,

FIG. 7 is a bottom plan view thereof.

The broken lines showing a suit jacket are for illustrative purpose only and forms no part of the claim.

1 Claim, 3 Drawing Sheets




FIG-1




FIG-2

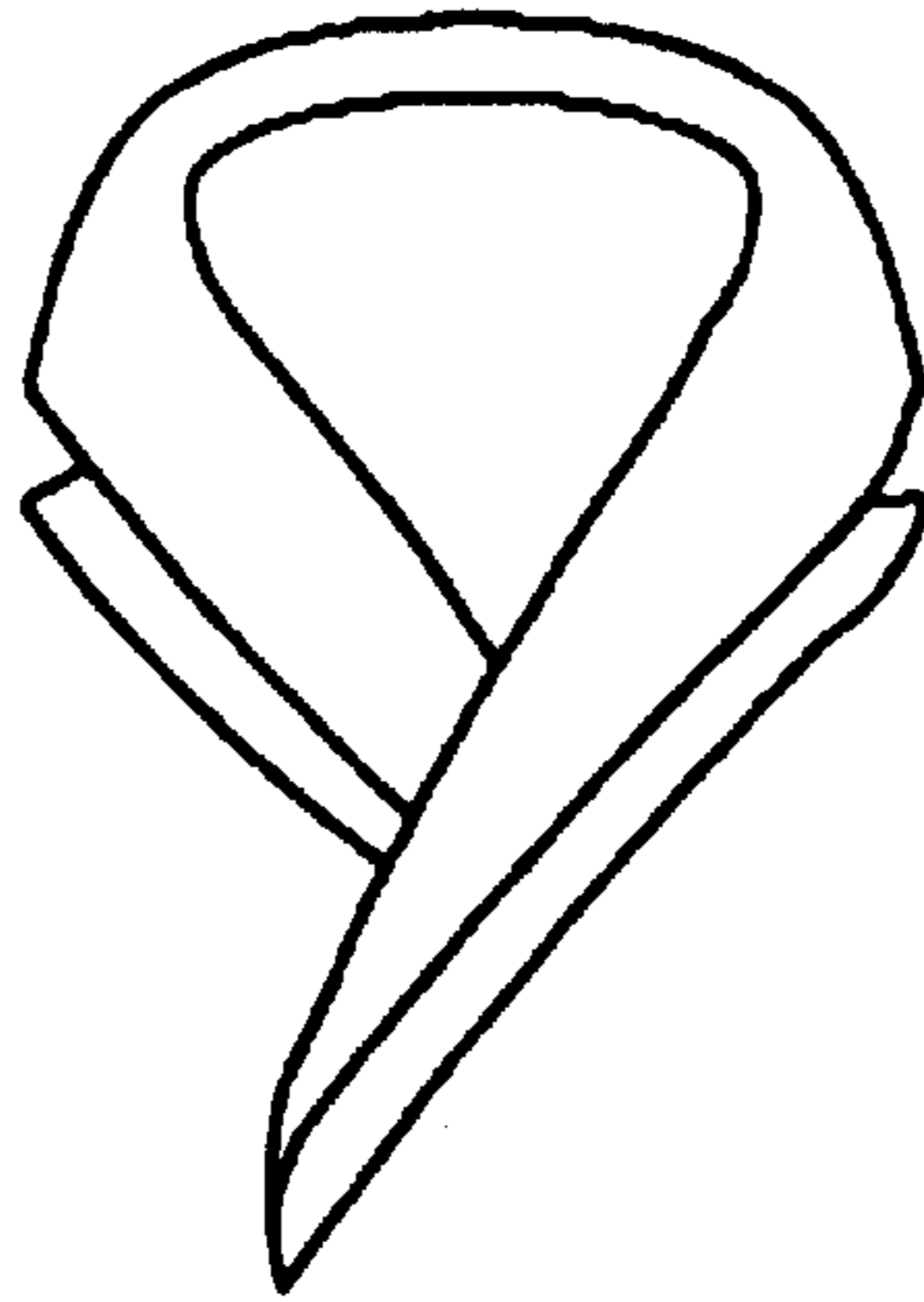


FIG-3

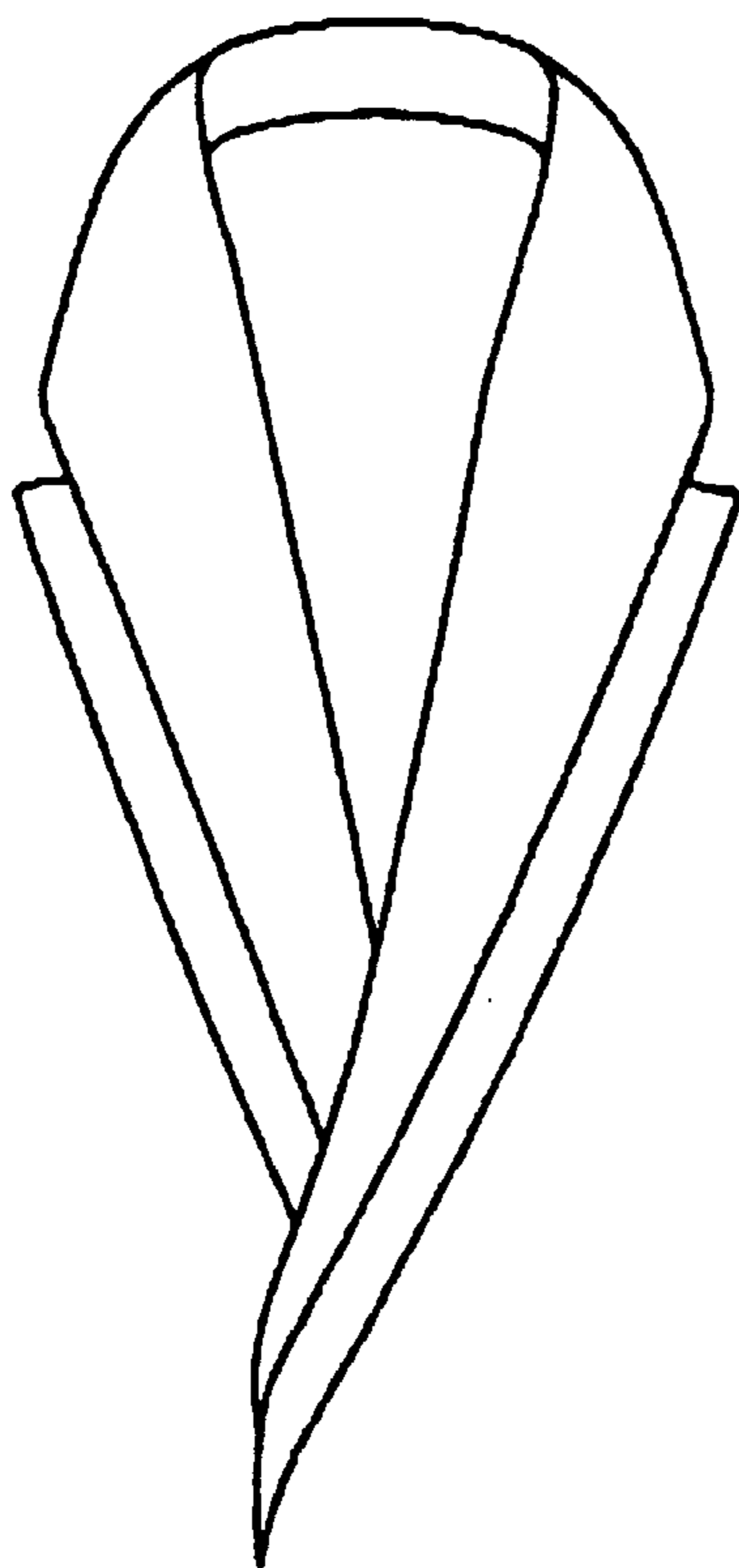


FIG-4

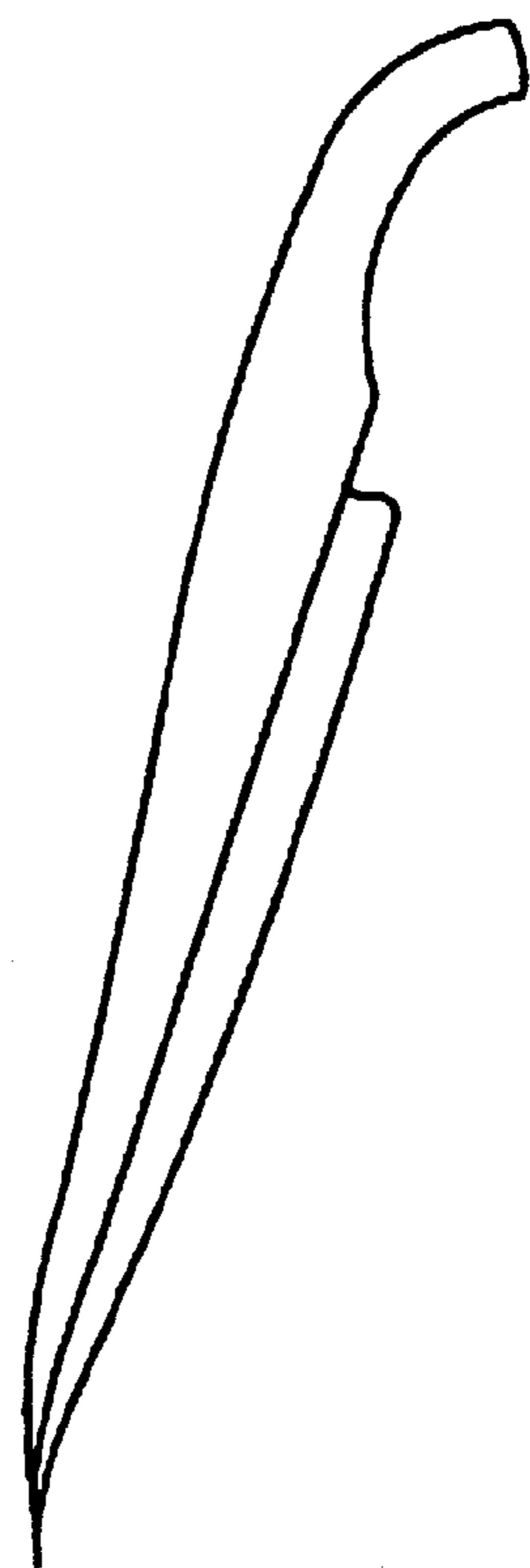


FIG-5

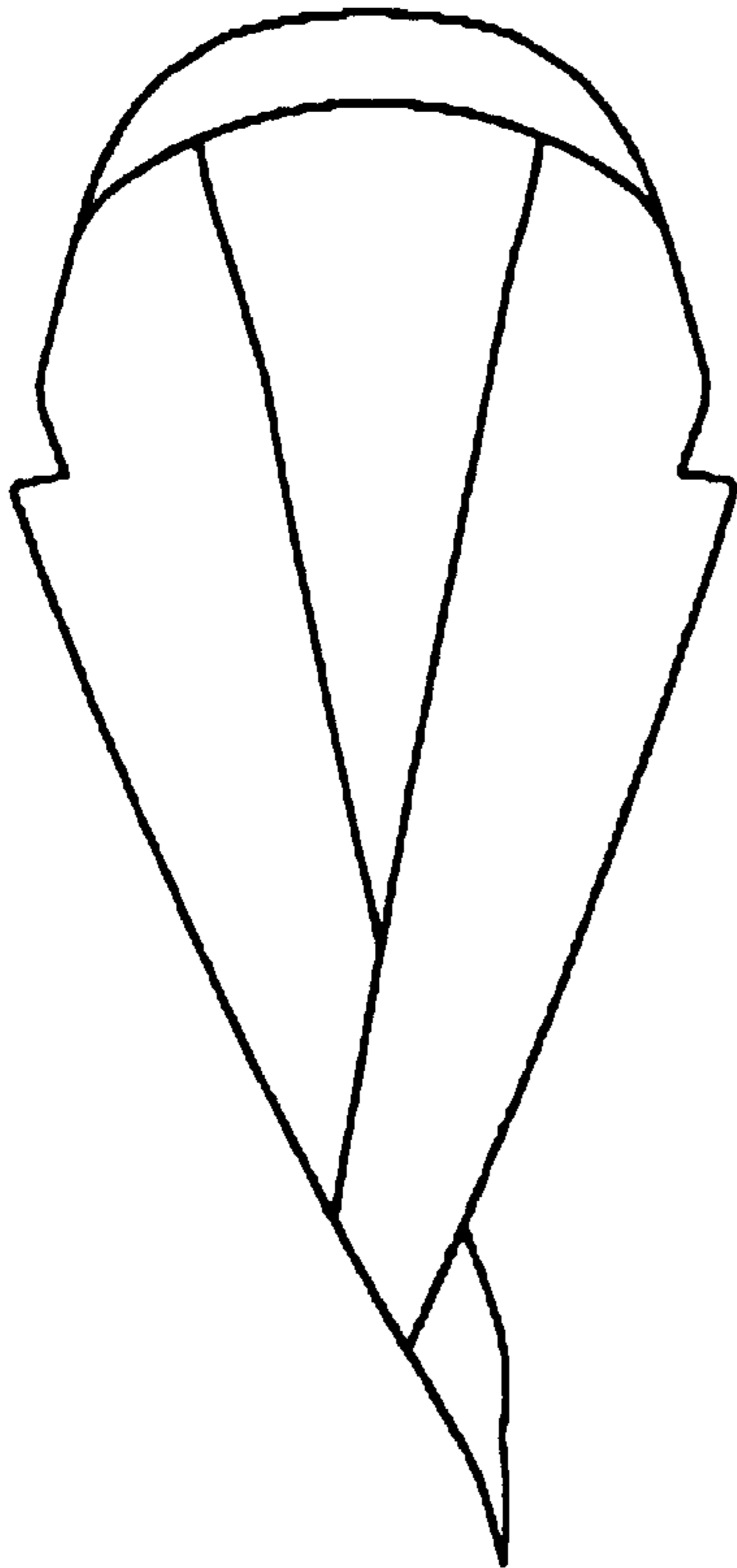


FIG-6

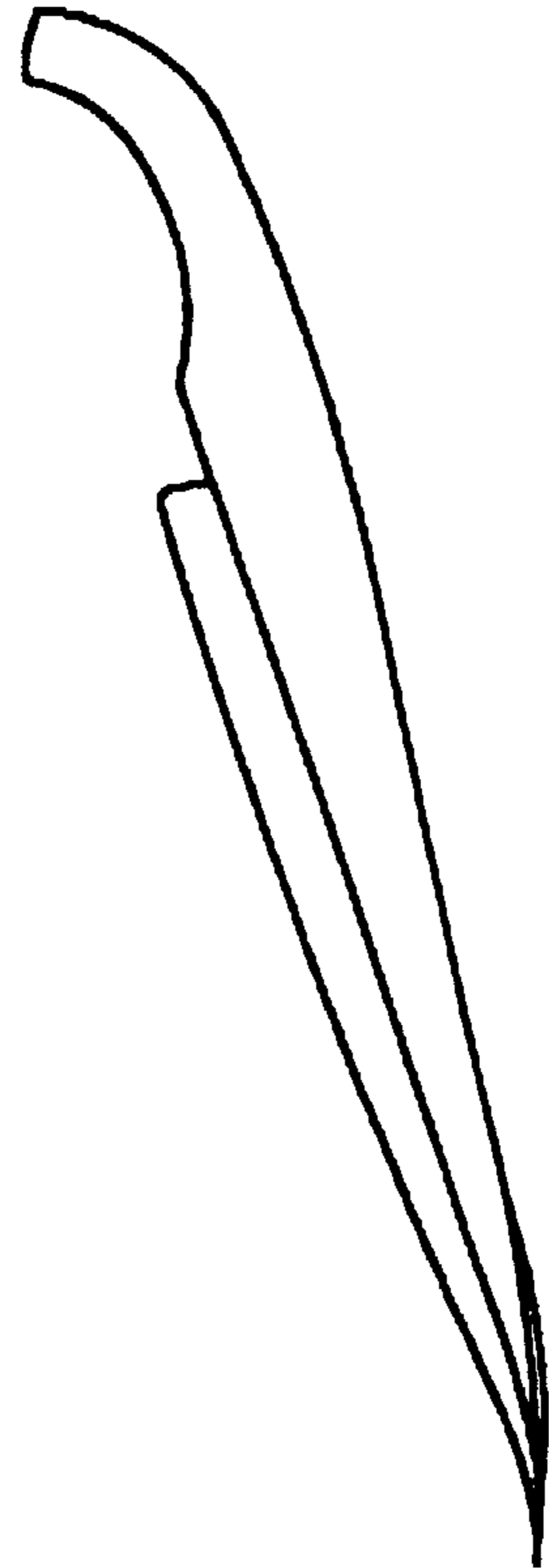


FIG-7

