



US00D449143B1

(12) **United States Design Patent**
Spear et al.

(10) **Patent No.:** **US D449,143 S**

(45) **Date of Patent:** **** Oct. 9, 2001**

(54) **SCRAPER**

(75) Inventors: **Kenneth J. Spear**, Vienna; **John R. Grishaber**, Parkersburg, both of WV (US)

(73) Assignee: **Ames True Temper, Inc.**, Camp Hill, PA (US)

(**) Term: **14 Years**

(21) Appl. No.: **29/122,450**

(22) Filed: **Apr. 28, 2000**

(51) **LOC (7) Cl.** **08-05**

(52) **U.S. Cl.** **D32/46**

(58) **Field of Search** D32/40, 46, 49; D8/7, 10, 45; 15/236.01, 236.02, 245, 245.1; 30/169, 171, 164.5, 164.7; 294/49, 54.5

(56) **References Cited**

U.S. PATENT DOCUMENTS

- D. 298,300 * 11/1988 Leray D8/45
- D. 298,906 * 12/1988 Bonnes D8/10

- D. 368,345 * 3/1996 Fisher D32/49
- D. 405,573 * 2/1999 Tisbo et al. D32/49
- D. 405,930 * 2/1999 Tisbo et al. D32/49
- 967,270 * 8/1910 Tiedt 294/54.5

* cited by examiner

Primary Examiner—Alan P. Douglas

Assistant Examiner—Lavone Tabor

(74) *Attorney, Agent, or Firm*—Pillsbury Winthrop LLP

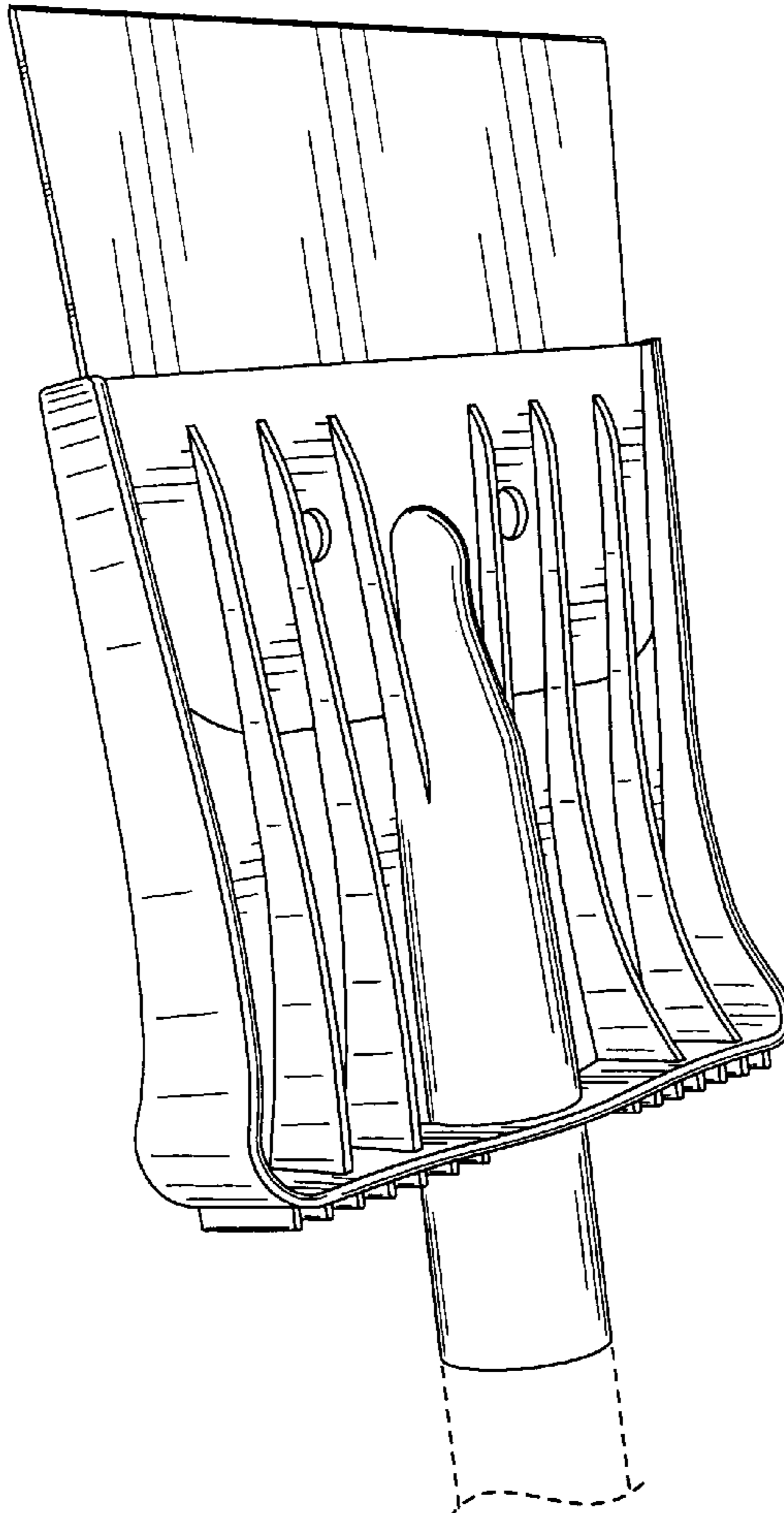
(57) **CLAIM**

The ornamental design for scraper, as shown and described.

DESCRIPTION

FIG. 1 is a perspective view of the scraper of our invention; FIG. 2 is an front elevational view; FIG. 3 is an rear elevational view; FIG. 4 is a side view, the opposite side being identical; FIG. 5 is an end view taken along lines 5—5 of FIG. 2; and, FIG. 6 is an end view taken along lines 6—6 of FIG. 2. The broken lines shown in FIG. 1 are for illustrative purposes only and form no part of the claimed design.

1 Claim, 5 Drawing Sheets






FIG. 1

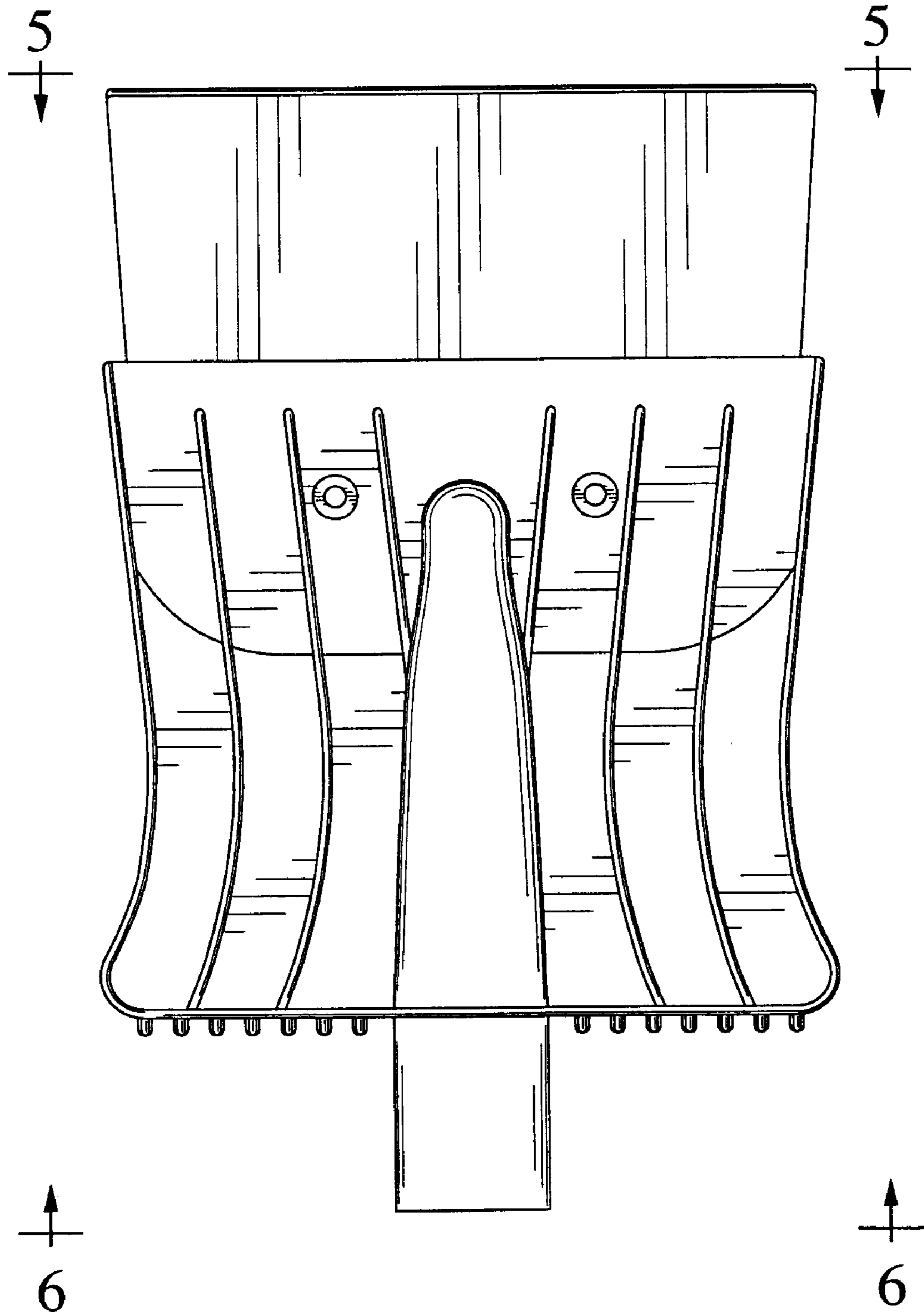


FIG. 2

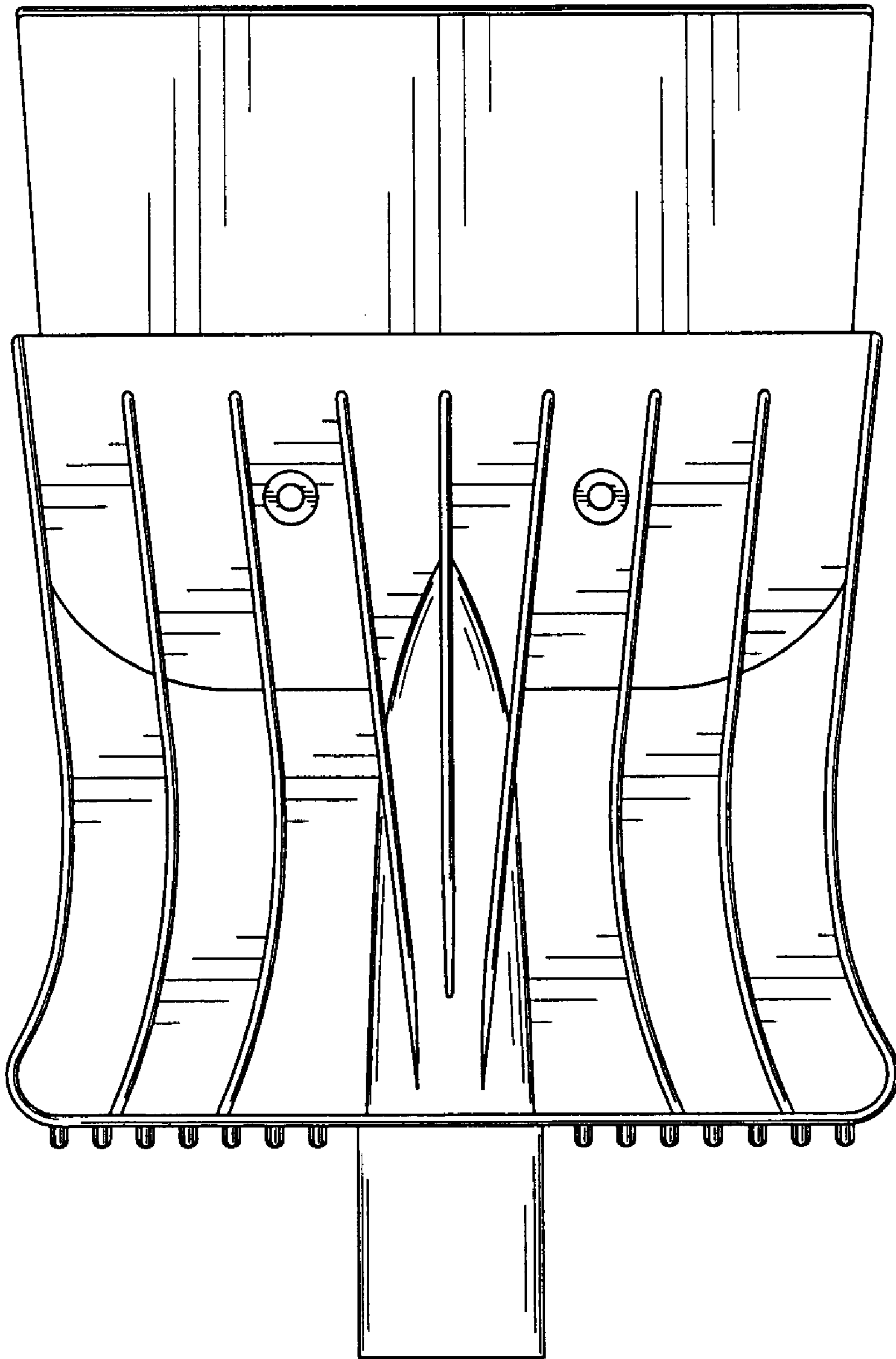


FIG. 3

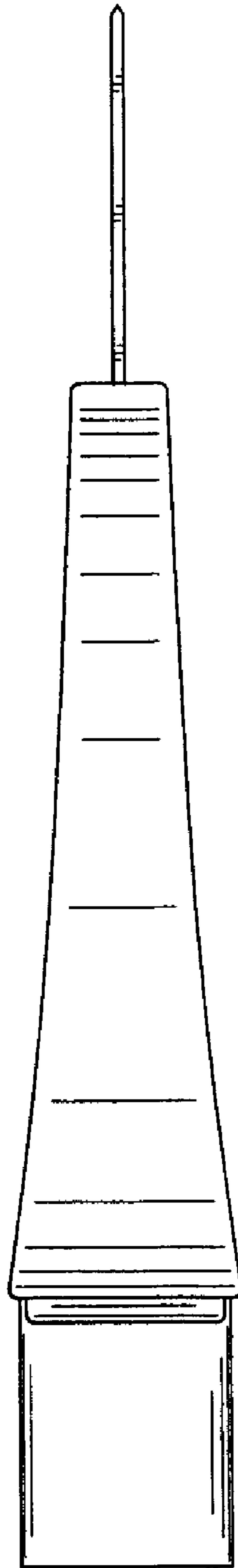


FIG. 4




FIG. 5

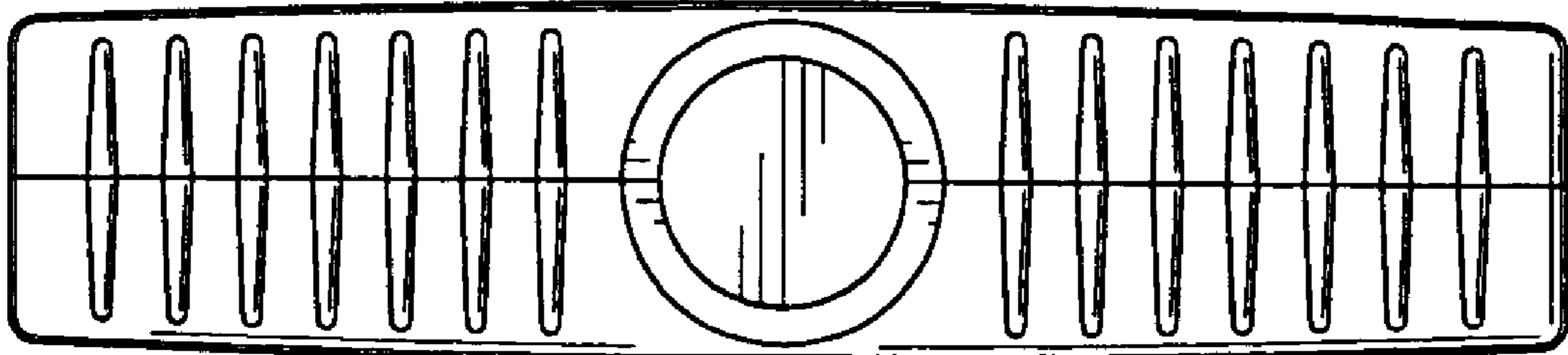


FIG. 6