



US00D449142B1

(12) **United States Design Patent**  
**Paterson et al.**

(10) **Patent No.:** **US D449,142 S**

(45) **Date of Patent:** **\*\* Oct. 9, 2001**

(54) **CONTAINMENT MEMBER FOR FLOOR CARE APPARATUS**

(75) Inventors: **Chris M. Paterson**, Long Beach, MS (US); **Shane P. Cohen**, Metairie, LA (US); **Jirawat Jeamvigite**, Atlanta, GA (US)

(73) Assignee: **Oreck Holdings, LLC**, Cheyenne, WY (US)

(\*\*) Term: **14 Years**

(21) Appl. No.: **29/130,317**

(22) Filed: **Sep. 29, 2000**

(51) **LOC (7) Cl.** ..... **15-05**

(52) **U.S. Cl.** ..... **D32/31**

(58) **Field of Search** ..... D32/30-31, 25, D32/21-22; 15/347, 350, 351, 352, DIG. 8

(56) **References Cited**

**U.S. PATENT DOCUMENTS**

- D. 292,335 \* 10/1987 Wareham et al. .... D32/22
- D. 313,681 \* 1/1991 McKnight ..... D32/22
- D. 338,295 \* 8/1993 Kieft ..... D32/31
- D. 343,033 \* 1/1994 Shoji ..... D32/22
- D. 343,264 \* 1/1994 Hoshino ..... D32/31

- D. 346,052 \* 4/1994 Saunders et al. .... D32/22
- D. 354,379 \* 1/1995 Shinozaki ..... D32/22
- D. 376,878 \* 12/1996 Essex ..... D32/31
- D. 379,254 \* 5/1997 Roberts et al. .... D32/31
- D. 429,041 \* 8/2000 Medema et al. .... D32/22
- 5,390,392 \* 2/1995 Thomas et al. .... 15/339

\* cited by examiner

*Primary Examiner*—Ruth McInroy

(74) *Attorney, Agent, or Firm*—Dorsey & Whitney LLP

(57) **CLAIM**

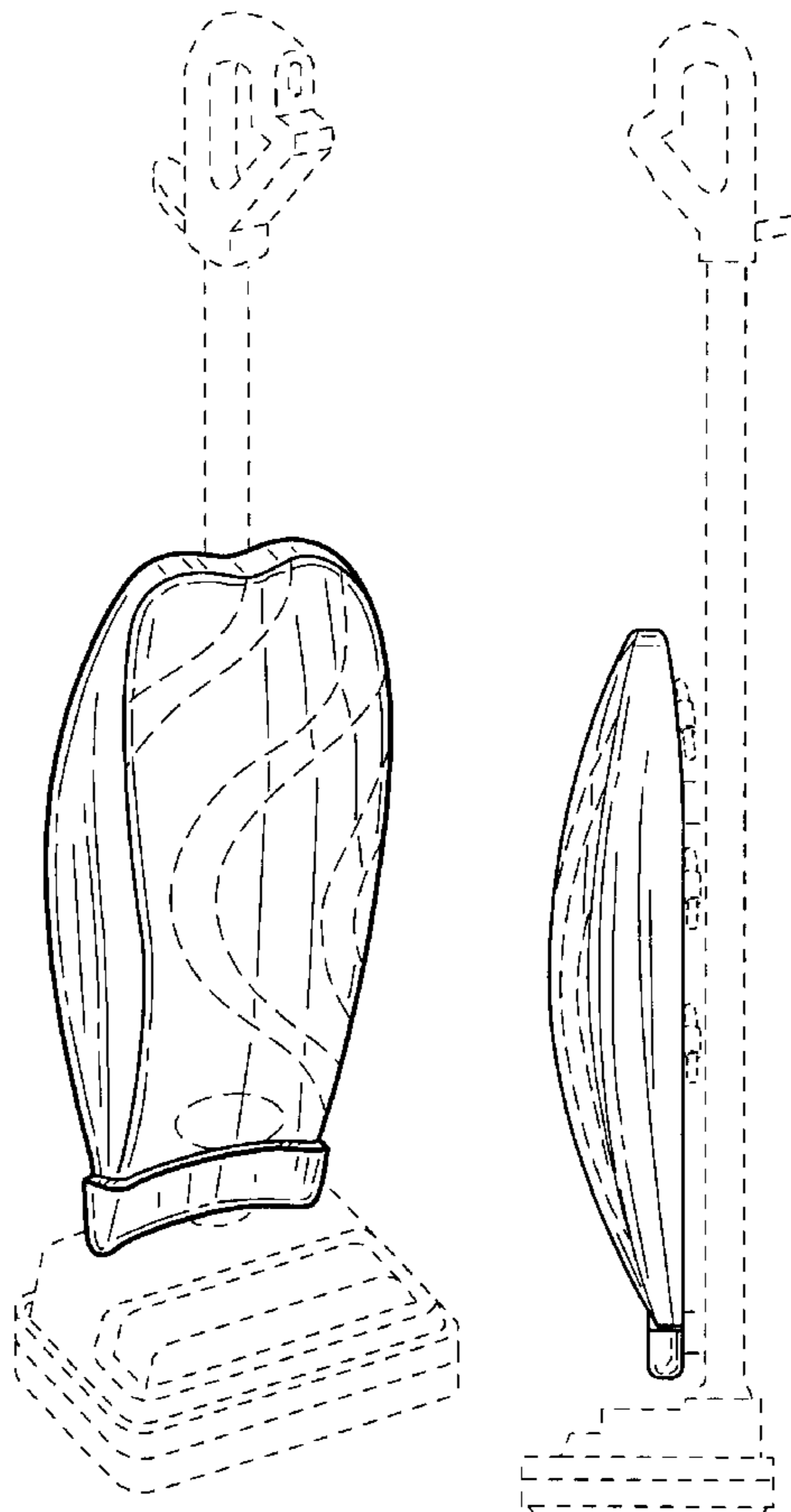
The ornamental design for a containment member for floor care apparatus, as shown and described.

**DESCRIPTION**

FIG. 1 is a front isometric view of a containment member for floor care apparatus showing our new design; FIG. 2 is a front elevational view thereof; FIG. 3 is a rear elevational view thereof; FIG. 4 is a right side elevational view thereof; and, FIG. 5 is a top plan view thereof.

Portions of the accompanying drawings that appear in phantom lines are provided to illustrate an environment of the invention and do not form part of the invention as claimed.

**1 Claim, 3 Drawing Sheets**



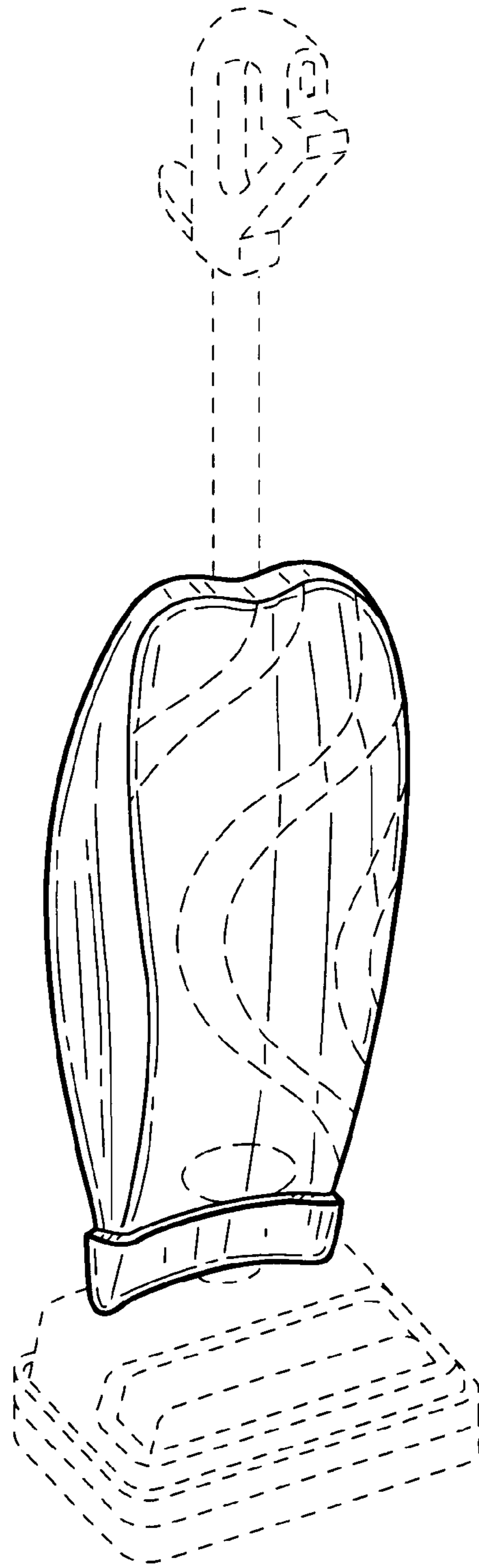


FIG.1

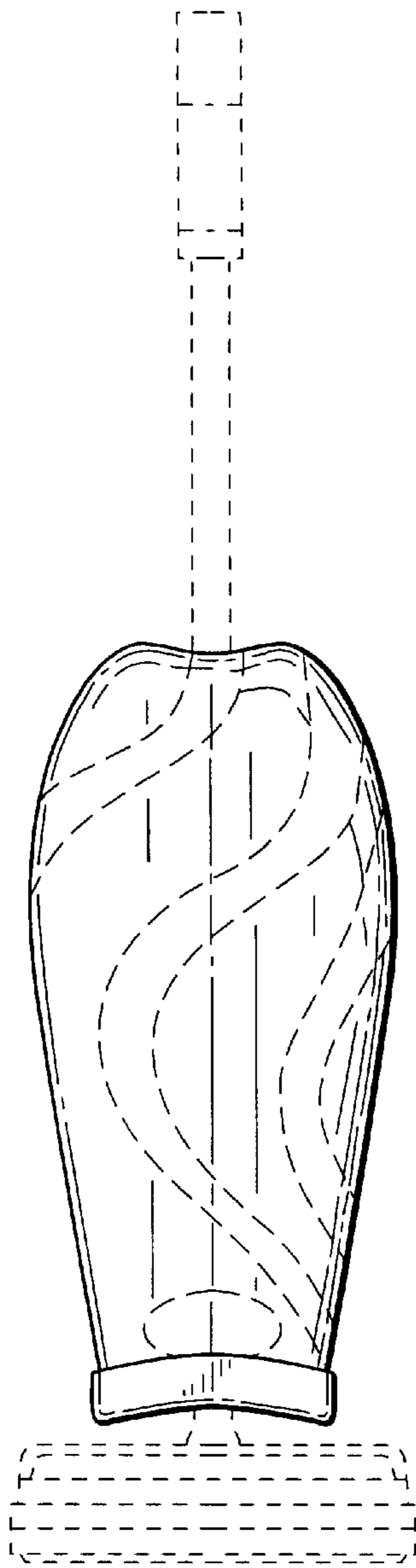


FIG. 2

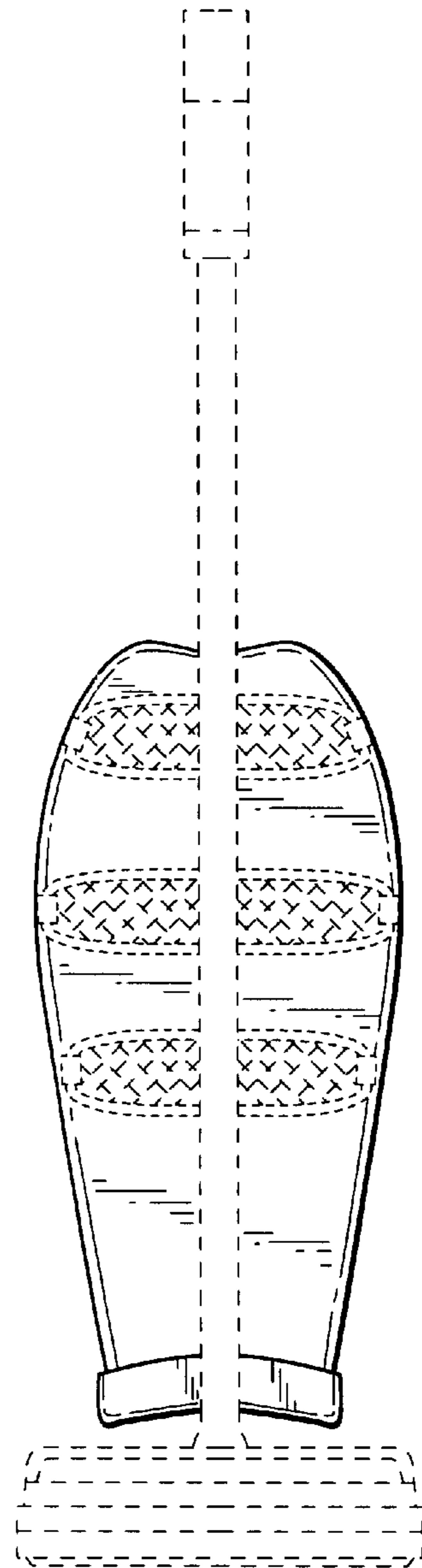


FIG. 3

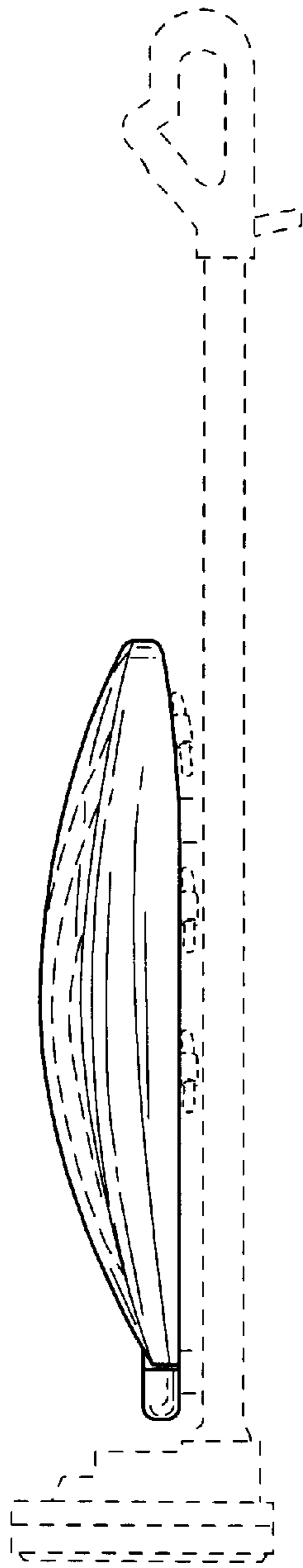


FIG.4

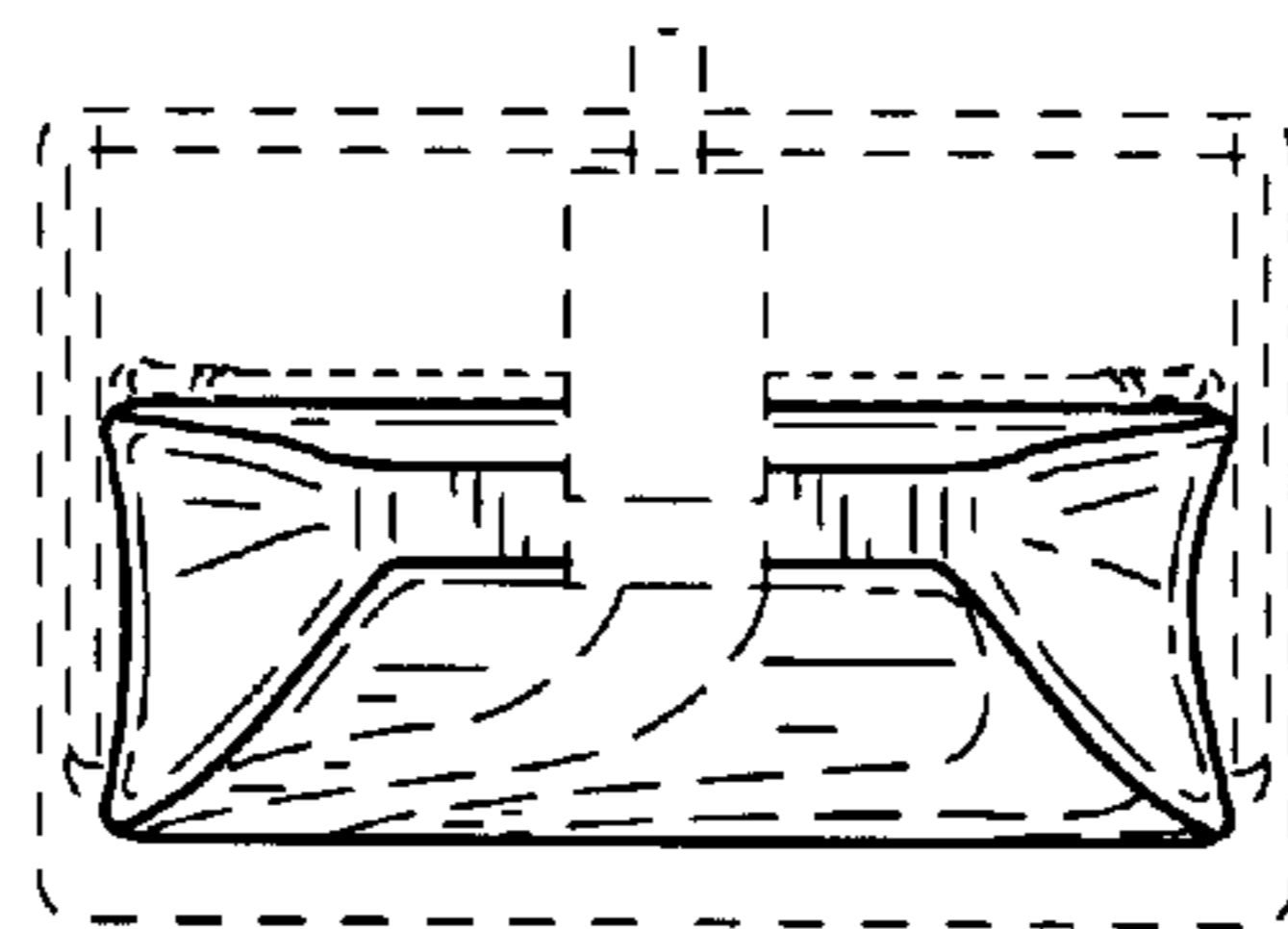


FIG.5