



US00D449133B1

(12) **United States Design Patent**  
**Potut**

(10) **Patent No.:** **US D449,133 S**

(45) **Date of Patent:** **\*\* Oct. 9, 2001**

(54) **HAIR GRIP**

(75) Inventor: **Christian Potut**, Arbent (FR)

(73) Assignee: **C.S.P. Diffusion**, Arbent (FR)

(\* ) Notice: This patent is subject to a terminal disclaimer.

(\*\* ) Term: **14 Years**

(21) Appl. No.: **29/127,268**

(22) Filed: **Aug. 2, 2000**

(30) **Foreign Application Priority Data**

Feb. 16, 2000 (FR) ..... 00 1080

(51) **LOC (7) Cl.** ..... **28-03**

(52) **U.S. Cl.** ..... **D28/40**

(58) **Field of Search** ..... D28/39, 40, 41,  
D28/42, 33, 32, 29, 28, 27; 132/273, 275,  
276, 277, 278, 279, 129

(56) **References Cited**

**U.S. PATENT DOCUMENTS**

D. 403,109 \* 12/1998 Potut ..... D28/40

D. 410,302	*	5/1999	Yazuda	.....	D28/40
D. 415,591	*	10/1999	Knudson	.....	D28/40
2,712,319	*	7/1955	Roitner	.....	132/129
5,842,482	*	12/1998	Potut	.....	132/277
5,842,485	*	12/1998	Potut	.....	132/277
5,873,377	*	2/1999	Yang	.....	132/277
6,035,863	*	3/2000	Mao	.....	132/273

\* cited by examiner

*Primary Examiner*—Paula A. Mortimer

(57) **CLAIM**

The ornamental design for a hair grip, as shown and described.

**DESCRIPTION**

FIG. 1 is a perspective view from the left side of a hair grip, showing my new design, in the closed position.

FIG. 2 is a front view thereof.


FIG. 3 is a perspective view thereof, from the right side.


FIG. 4 is a side view thereof.

FIG. 5 is a top view thereof; and,

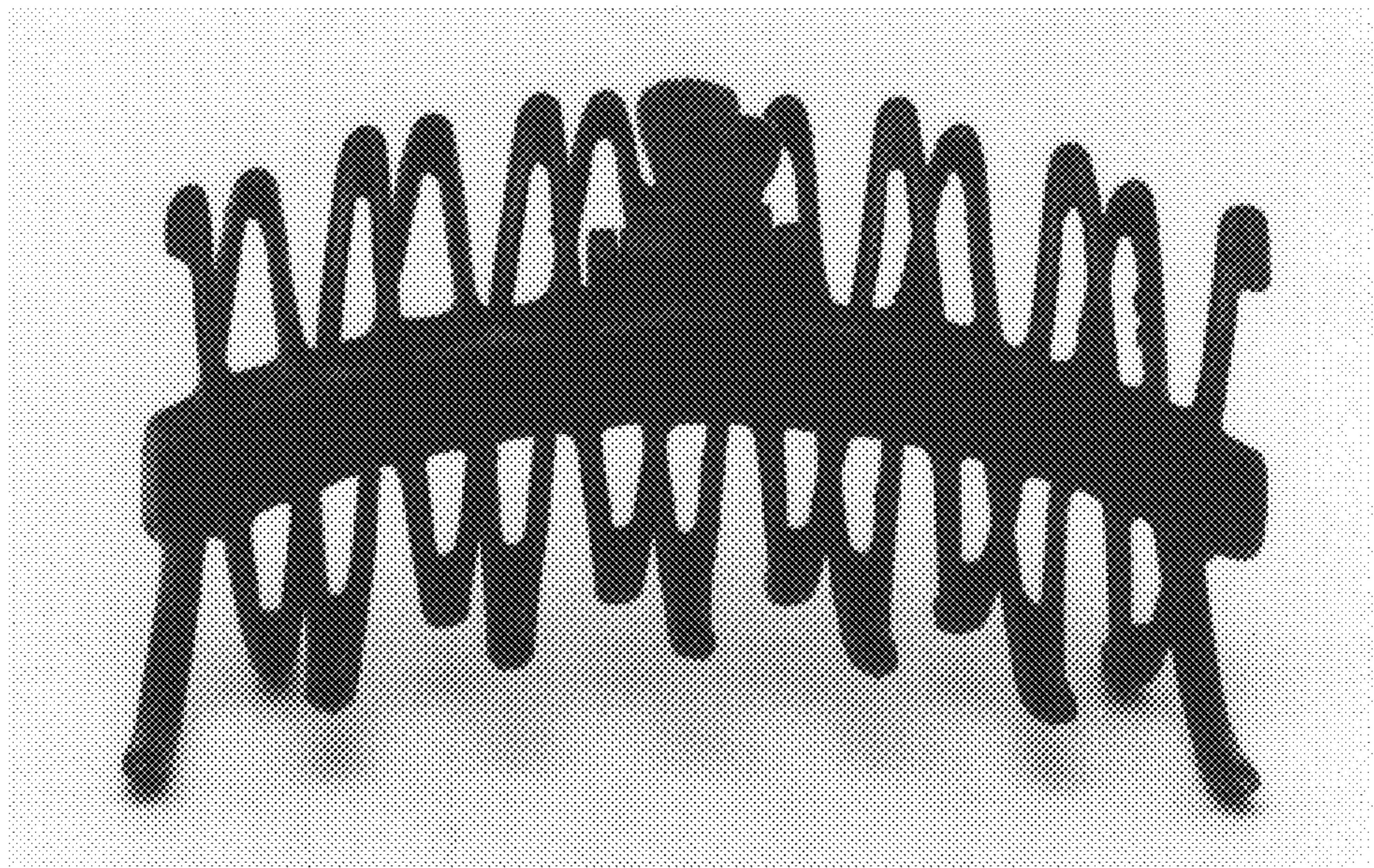
FIG. 6 is a perspective view thereof, from the right side, in the open position.

**1 Claim, 3 Drawing Sheets**







*FIG. 1*




*FIG. 2*




*FIG. 3*



*FIG. 4*



*FIG. 5*



*FIG. 6*