



US00D449132B1

(12) **United States Design Patent**
Potut

(10) **Patent No.:** **US D449,132 S**

(45) **Date of Patent:** **** *Oct. 9, 2001**

(54) **HAIR GRIP**

(75) **Inventor:** **Christian Potut, Arbent (FR)**

(73) **Assignee:** **C.S.P. Diffusion, Arbent (FR)**

(*) **Notice:** This patent is subject to a terminal disclaimer.

(**) **Term:** **14 Years**

(21) **Appl. No.:** **29/127,263**

(22) **Filed:** **Aug. 2, 2000**

(30) **Foreign Application Priority Data**

Feb. 16, 2000 (FR) 00 1080

(51) **LOC (7) Cl.** **28-03**

(52) **U.S. Cl.** **D28/40**

(58) **Field of Search** D28/39, 40, 41,
D28/42, 33, 32, 29, 28, 27; 132/273, 275,
276, 277, 278, 279, 129

(56) **References Cited**

U.S. PATENT DOCUMENTS

D. 403,109 * 12/1998 Potut D28/40

D. 410,302	*	5/1999	Yasuda	D28/40
D. 415,591	*	10/1999	Knudson	D28/40
2,712,319	*	7/1955	Roitner	132/129
5,842,482	*	12/1998	Potut	132/277
5,842,485	*	12/1998	Potut	132/277
5,873,377	*	2/1999	Yang	132/277
6,035,863	*	3/2000	Mao	132/273

* cited by examiner

Primary Examiner—Paula A. Mortimer

(57) **CLAIM**

The ornamental design for a hair grip, as shown and described.

DESCRIPTION

FIG. 1 is a perspective view from the left side of a hair grip, showing my new design, in the closed position.

FIG. 2 is a front view thereof.


FIG. 3 is a perspective view thereof, from the right side.

FIG. 4 is a side view thereof.

FIG. 5 is a top view thereof; and,

FIG. 6 is a perspective view thereof, from the right side, in the open position.

1 Claim, 3 Drawing Sheets






FIG. 1




FIG. 2




FIG. 3




FIG. 4




FIG. 5

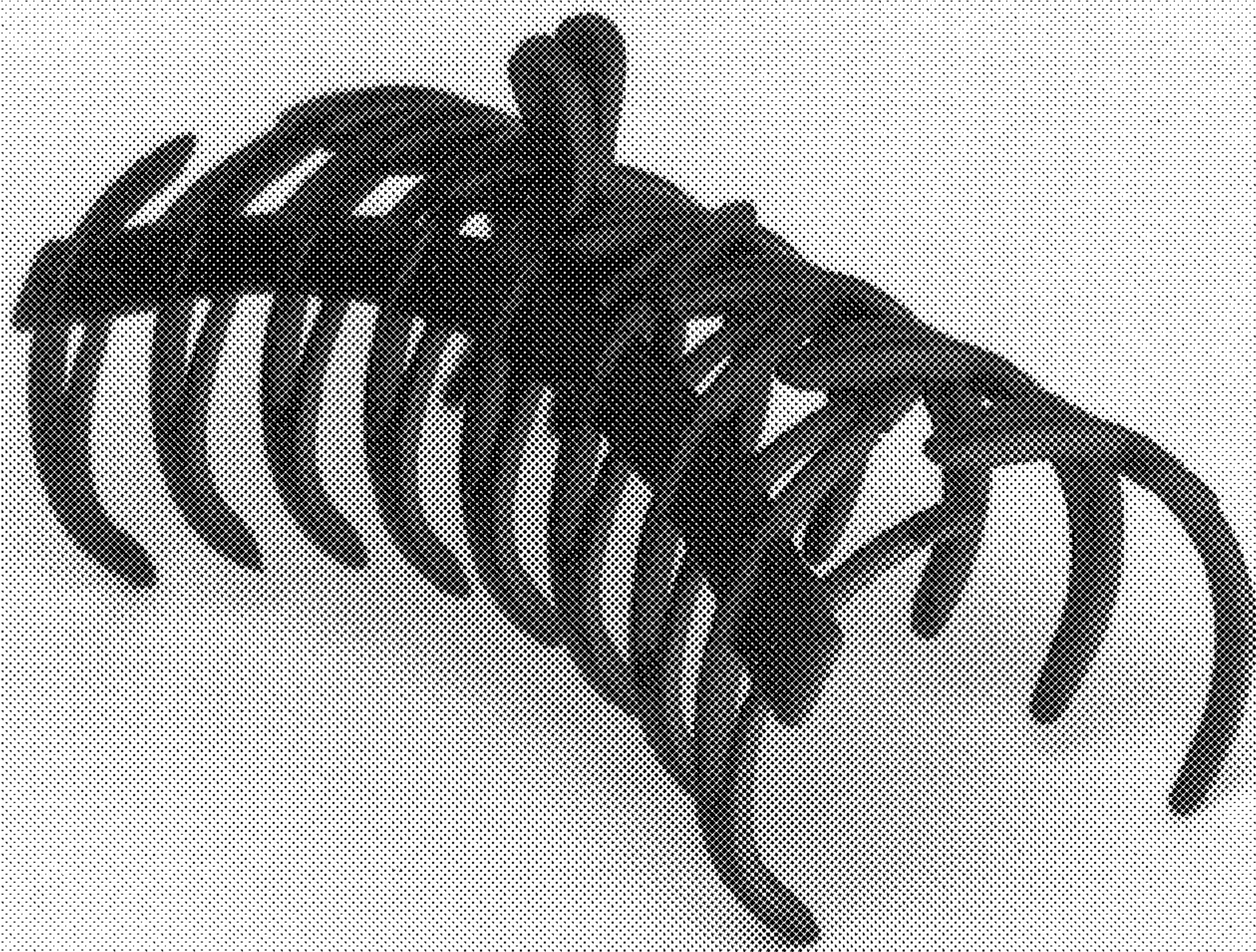


FIG. 6