



US00D449118B1

(12) **United States Design Patent**
Saalburg

(10) **Patent No.:** **US D449,118 S**

(45) **Date of Patent:** **** Oct. 9, 2001**

(54) **GLASS EDGING**

(75) Inventor: **Guillaume Saalburg**, Paris (FR)

(73) Assignee: **Saint-Gobain Vitrage, Societe Anonyme**, Courbevoie (FR)

(**) Term: **14 Years**

(21) Appl. No.: **29/113,888**

(22) Filed: **Nov. 16, 1999**

(51) **LOC (7) Cl.** **25-01**

(52) **U.S. Cl.** **D25/103**

(58) **Field of Search** D25/103-104,
D25/106, 109-111, 113; 428/34, 38, 46,
57, 60, 121, 192; 52/306, 308

(56) **References Cited**

U.S. PATENT DOCUMENTS

D. 42,422	*	4/1912	Mygatt	D25/103
D. 97,318	*	10/1935	Galliano	D25/103
2,068,798	*	1/1937	Gray	D25/103
2,105,265	*	1/1938	Reilly	D25/106
5,001,876	*	3/1991	Harper et al.	52/208
6,045,891	*	4/2000	Garza	428/192

OTHER PUBLICATIONS

U.S. application No. 29/113,886, filing date No. 16, 1999.
U.S. application No. 29/113,887, filing date No. 16, 1999.
U.S. application No. 29/113,889, filing date Nov. 1999.
U.S. application No. 29/117,751, filing date Feb. 2000.

* cited by examiner

Primary Examiner—Doris Clark

(74) *Attorney, Agent, or Firm*—Oblon, Spivak, McClelland, Maier & Neustadt, P.C.

(57) **CLAIM**


The ornamental design for glass edging, as shown and described.

DESCRIPTION

FIG. 1 is a top and right front perspective view of glass edging showing my design; and, FIG. 2 is a left side elevational view thereof, the right side elevational view being a mirror image of the side view shown.

The top glass surface shown in FIG. 1 forms no part of the claimed design.

1 Claim, 1 Drawing Sheet






FIG. 1




FIG. 2