



US00D449076B1

(12) **United States Design Patent**
Dumouchel

(10) **Patent No.:** **US D449,076 S**

(45) **Date of Patent:** **** Oct. 9, 2001**

(54) **INTERNET TERMINAL**

(76) Inventor: **Eric Dumouchel**, 42, rue de
Chantepuits, 95220 Herblay (FR)

(**) Term: **14 Years**

(21) Appl. No.: **29/131,176**

(22) Filed: **Oct. 16, 2000**

(30) **Foreign Application Priority Data**

May 5, 2000 (FR) 00 2741

(51) **LOC (7) Cl.** **19-08**

(52) **U.S. Cl.** **D20/10**

(58) **Field of Search** D20/10, 99; D14/100,
D14/125, 129, 128; 40/540, 545, 584, 624

(56) **References Cited**

U.S. PATENT DOCUMENTS

D. 417,440 * 12/1999 Wilson D20/10

D. 420,487 * 2/2000 Swaine D20/10

D. 434,078 * 11/2000 Matsumoto D20/10

* cited by examiner

Primary Examiner—Marcus A. Jackson

(74) *Attorney, Agent, or Firm*—Rankin, Hill, Porter &
Clark LLP

(57) **CLAIM**

The ornamental design for an internet terminal, as shown
and described.

DESCRIPTION

FIG. 1 is a perspective view showing my new design.

FIG. 2 is a front elevational view thereof.

FIG. 3 is a right side elevational view thereof, the left side
elevational view being a mirror image thereof.

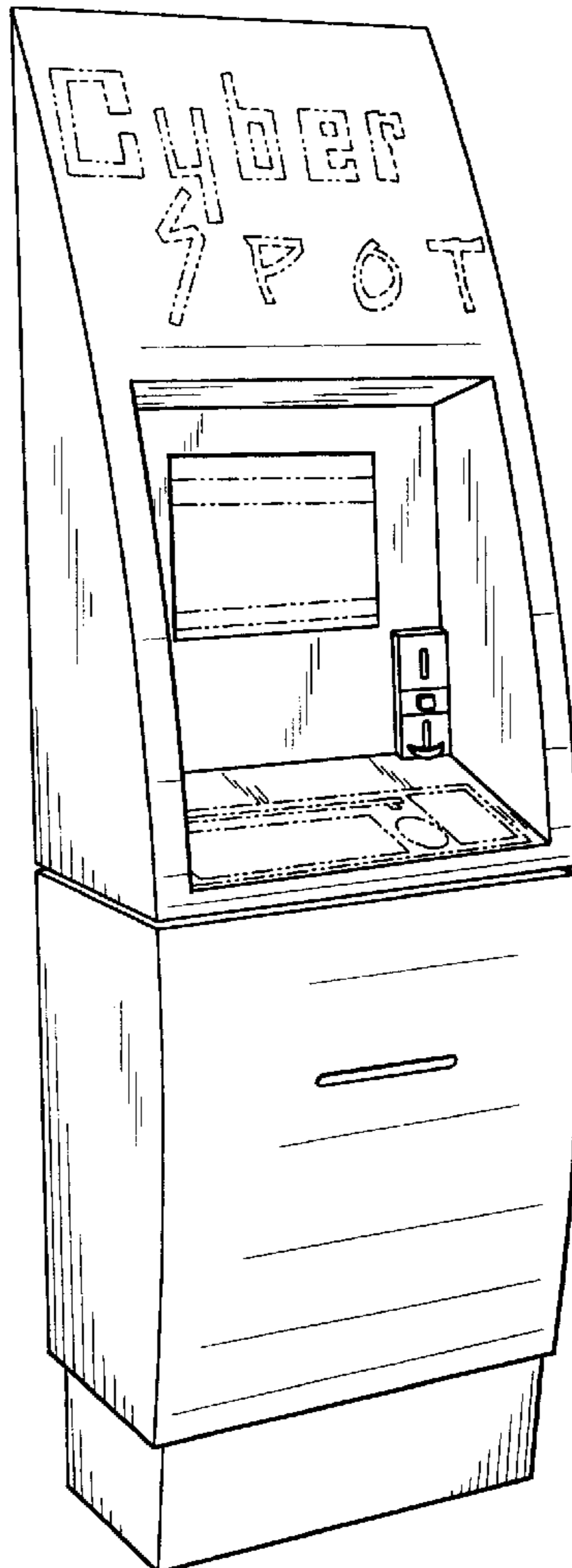
FIG. 4 is a top plan view thereof; and,

FIG. 5 is a bottom plan view thereof.

The surface(s) or portion(s) of the article not shown in the
drawing or described in the specification form(s) no part of
the claimed design.

The broken lines are provided for illustrative purposes only
and form no part of the claimed design.

1 Claim, 2 Drawing Sheets



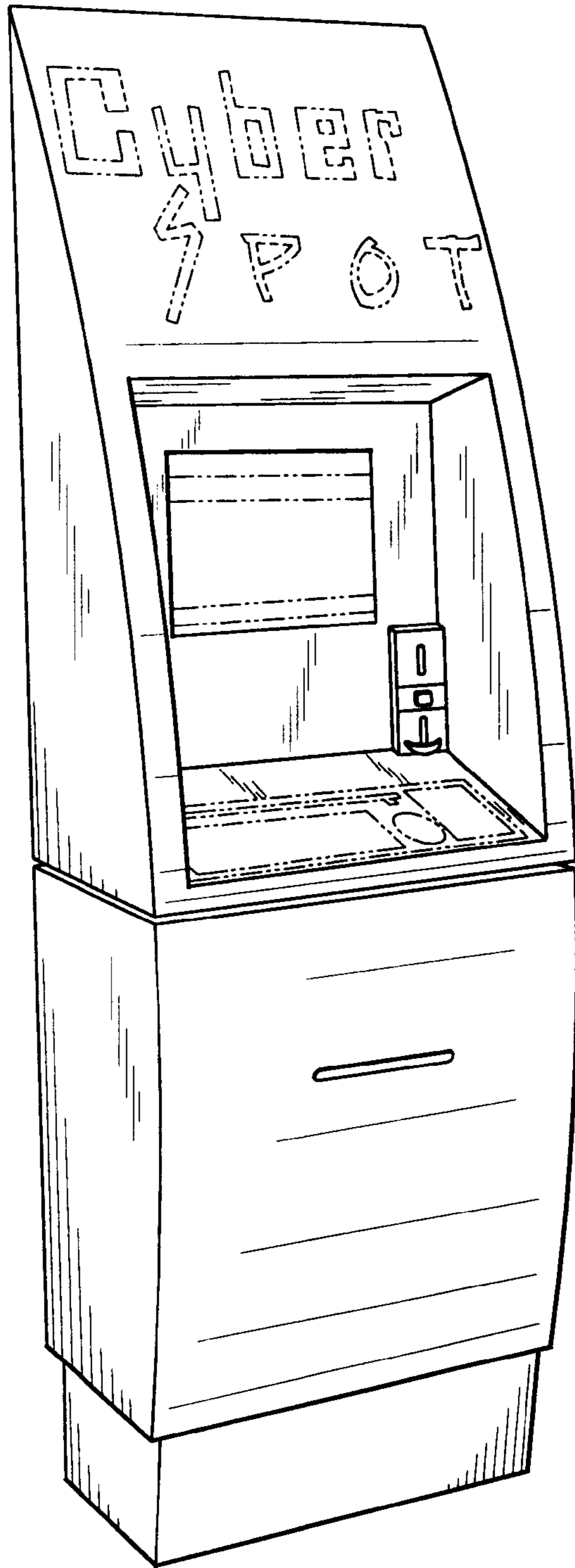


FIG. 1

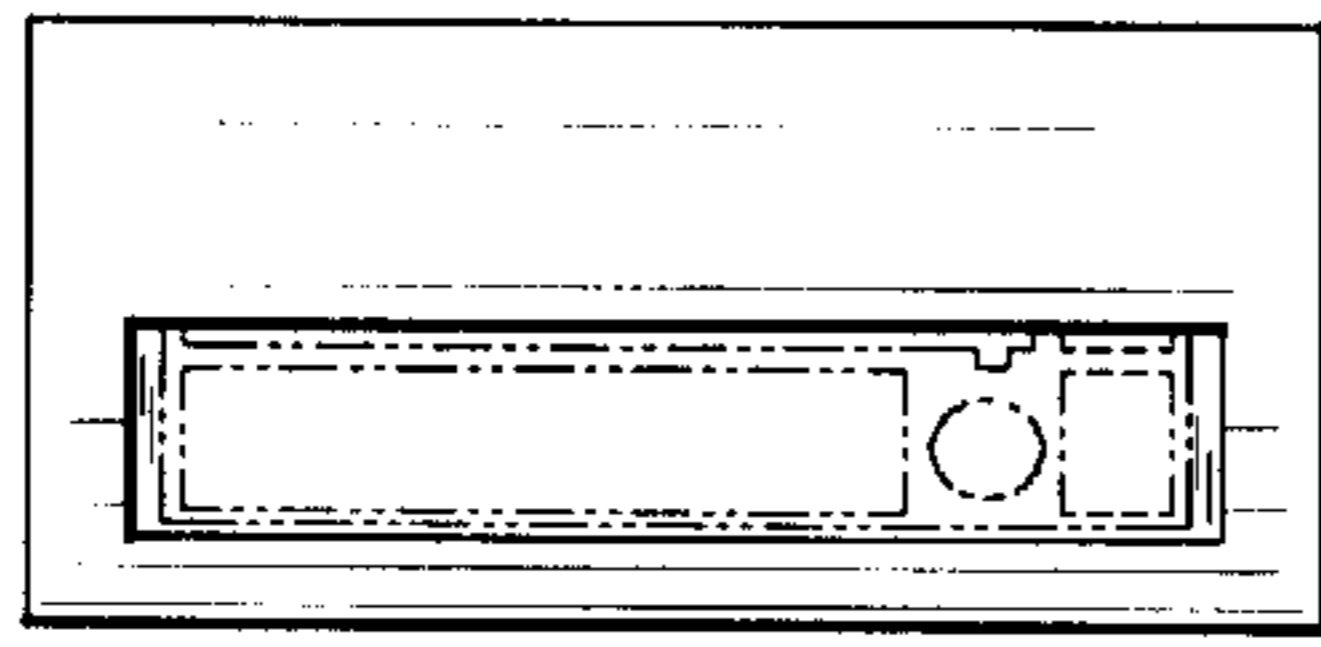


FIG. 4

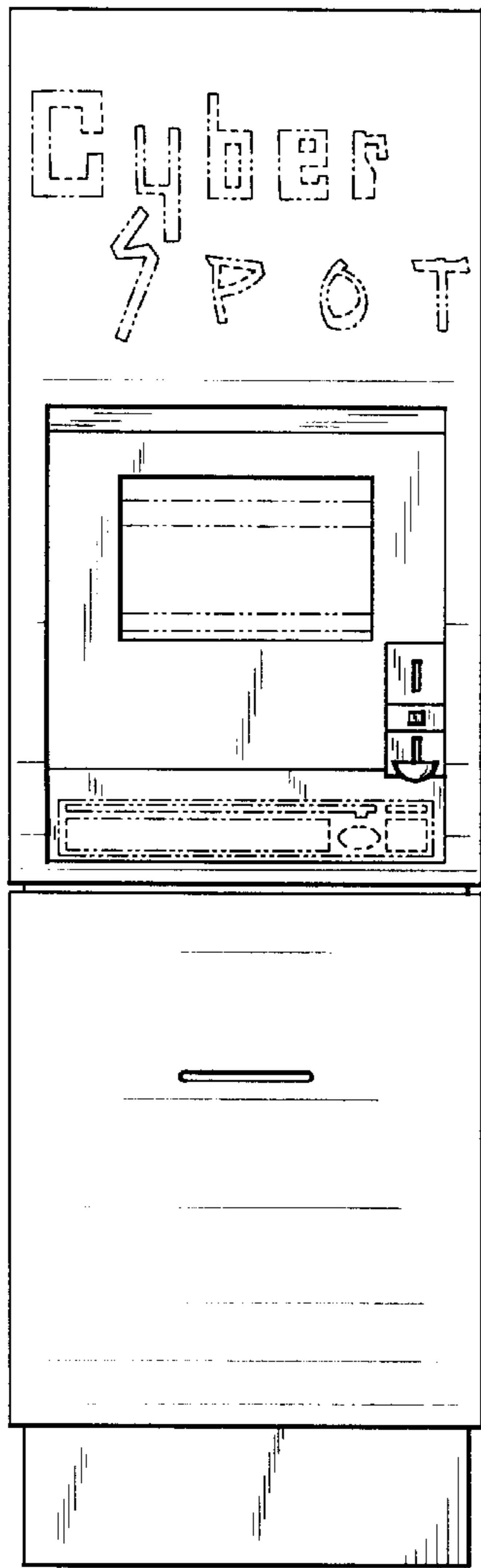


FIG. 2

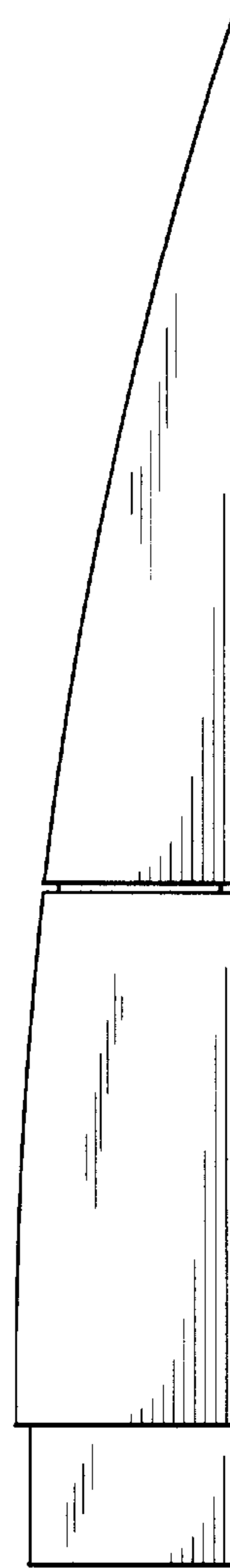


FIG. 3




FIG. 5