



US00D449064B1

(12) **United States Design Patent**  
**Saitoh et al.**

(10) **Patent No.:** **US D449,064 S**

(45) **Date of Patent:** **\*\* Oct. 9, 2001**

(54) **PRINTER WITH MONITOR SCREEN**

(75) Inventors: **Tomitaroh Saitoh; Hiroshi Ohi**, both of Tochigi-ken (JP)

(73) Assignee: **Sharp Kabushiki Kaisha**, Osaka (JP)

(\*\*) Term: **14 Years**

(21) Appl. No.: **29/132,736**

(22) Filed: **Nov. 15, 2000**

(30) **Foreign Application Priority Data**

May 15, 2000 (JP) ..... 12-012569

(51) **LOC (7) Cl.** ..... **14-02**

(52) **U.S. Cl.** ..... **D18/50**

(58) **Field of Search** ..... D18/50, 54-55;  
400/613, 613.1-613.4, 691-694, 690.1-690.4;  
D14/496, 154, 135, 155, 160, 167, 188

(56) **References Cited**

**U.S. PATENT DOCUMENTS**

- D. 220,495 \* 4/1971 Egli et al. .... D14/154
- D. 315,732 \* 3/1991 Shimasaki ..... D14/188
- D. 336,444 \* 6/1993 Anderson et al. .... D18/50

- D. 343,410 \* 1/1994 Sekiguchi ..... D18/50
- D. 387,378 \* 12/1997 Sugimoto ..... D18/50
- D. 413,623 \* 9/1999 Ohno ..... D18/50
- D. 418,157 \* 12/1999 Han ..... D18/50
- D. 421,001 \* 2/2000 Miyashita ..... D14/496
- D. 422,631 \* 4/2000 Toriyama et al. .... D18/50
- D. 443,890 \* 6/2001 Sato et al. .... D18/50

\* cited by examiner

*Primary Examiner*—Cathy Anne MacCormac  
(74) *Attorney, Agent, or Firm*—Nixon & Vanderhye

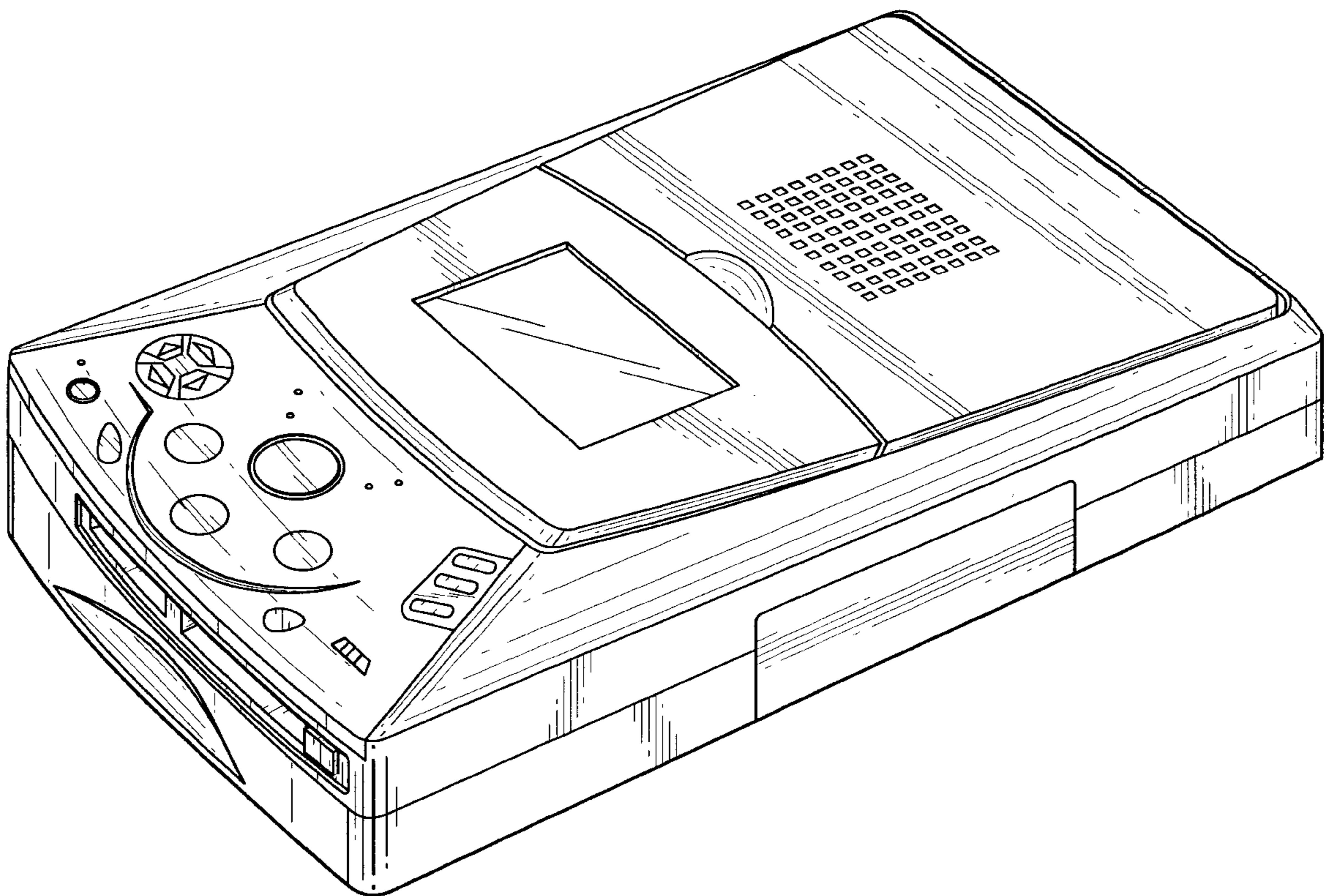
(57) **CLAIM**

The ornamental design for a “printer with monitor screen”, as shown and described.

**DESCRIPTION**

FIG. 1 is a top, front and right side perspective view of a printer with monitor screen according to our design; FIG. 2 is a left side elevational view thereof; FIG. 3 is a right side elevational view thereof; FIG. 4 is a front elevational view thereof; FIG. 5 is a rear elevational view thereof; FIG. 6 is a top plan view thereof; and, FIG. 7 is a bottom plan view thereof.

**1 Claim, 7 Drawing Sheets**



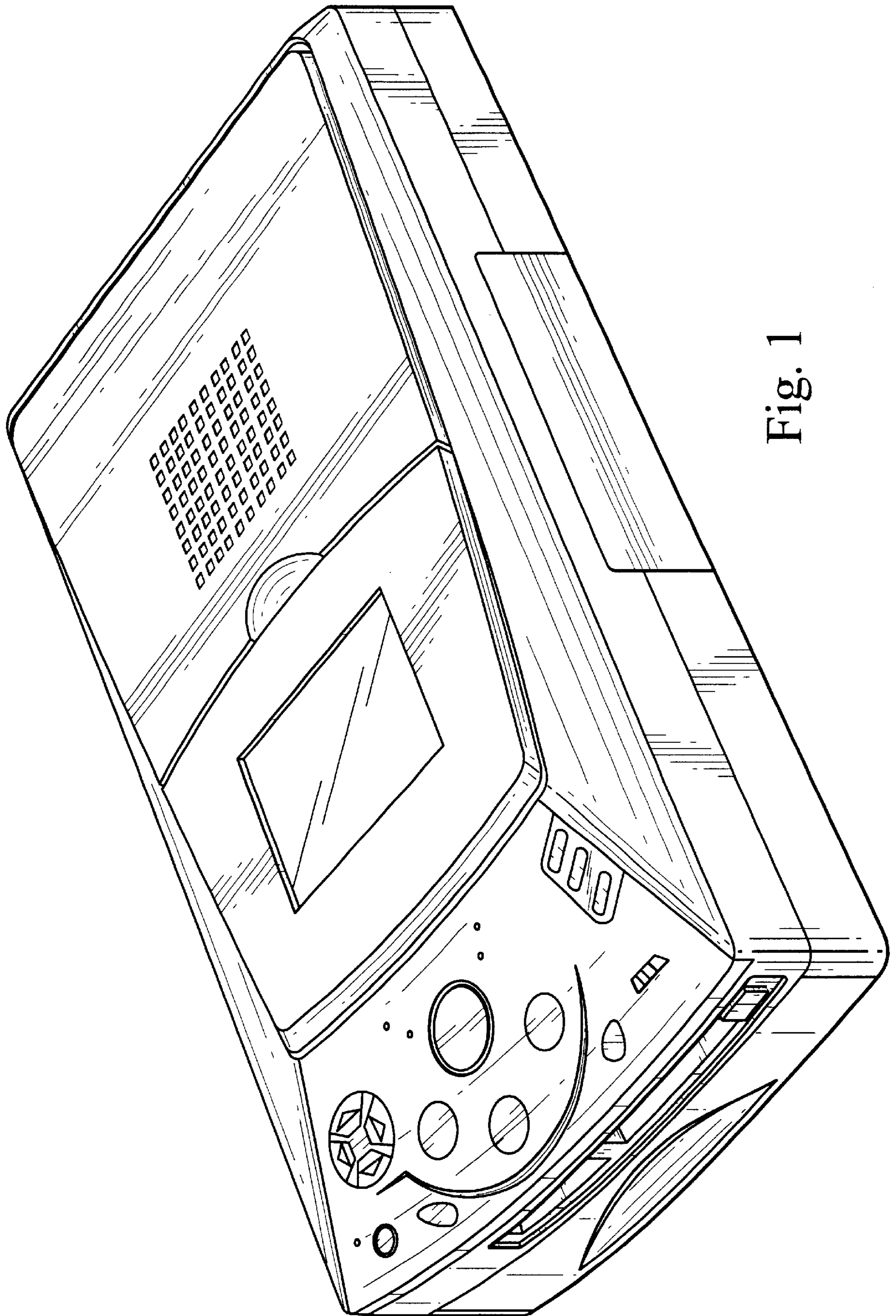


Fig. 1

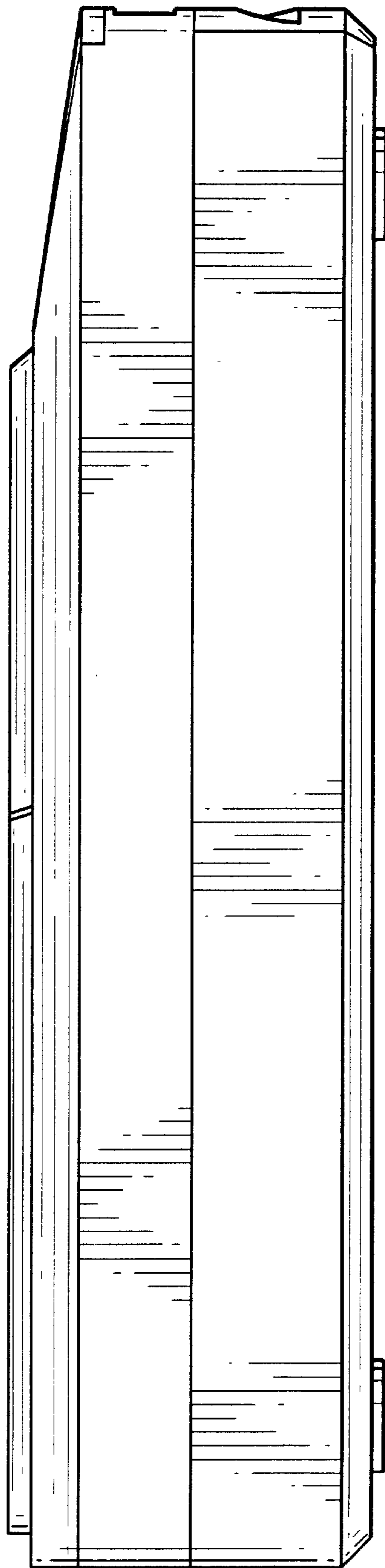


Fig. 2

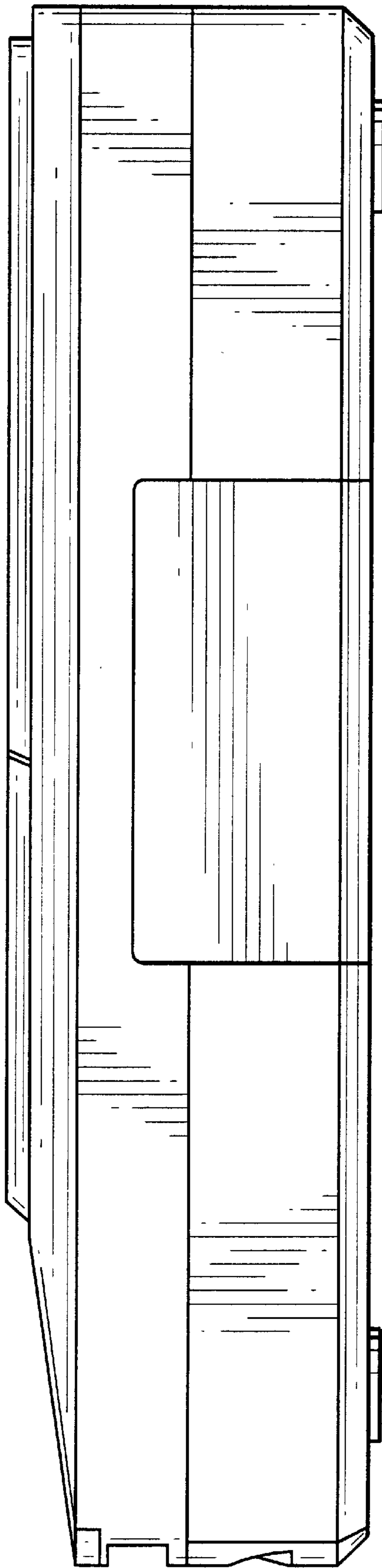


Fig. 3

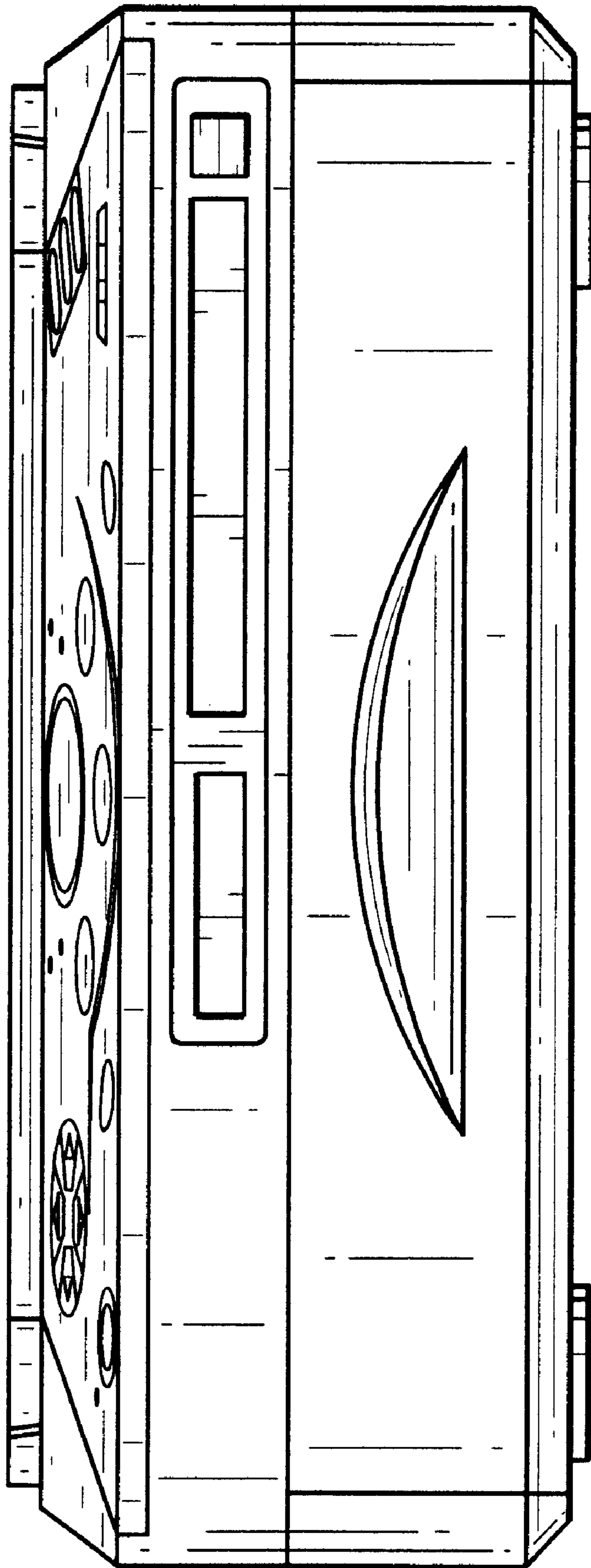


Fig. 4

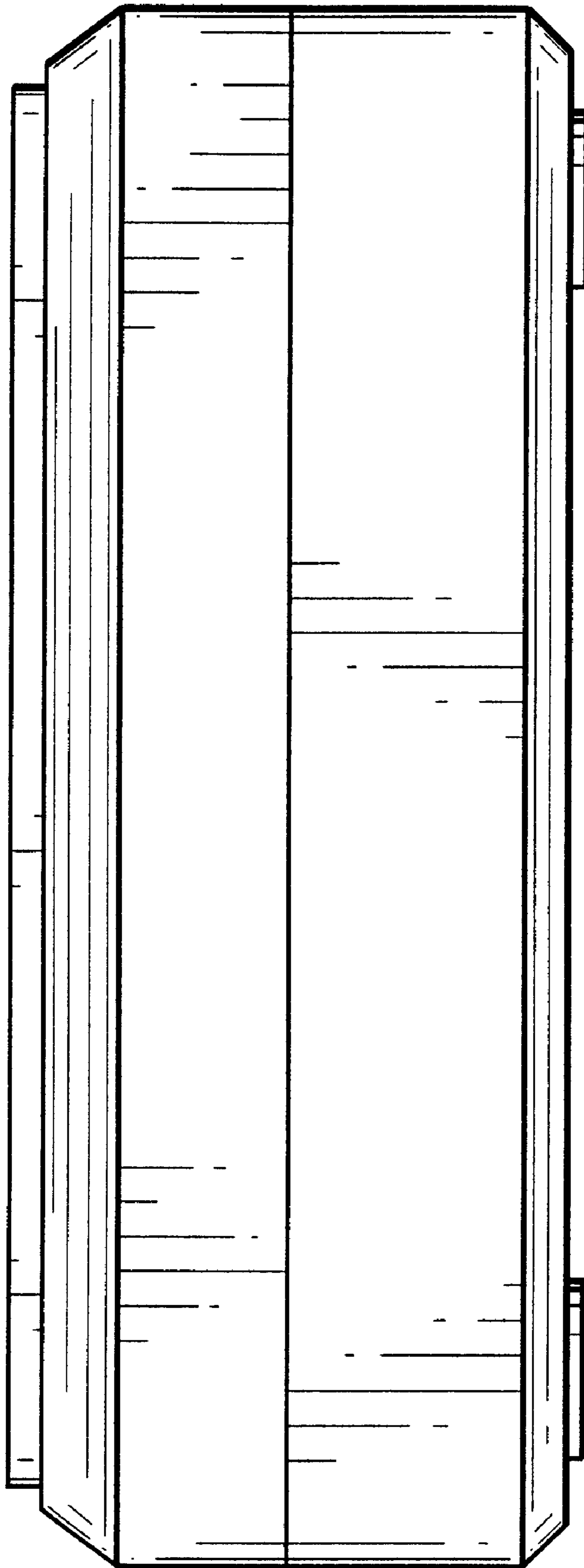


Fig. 5

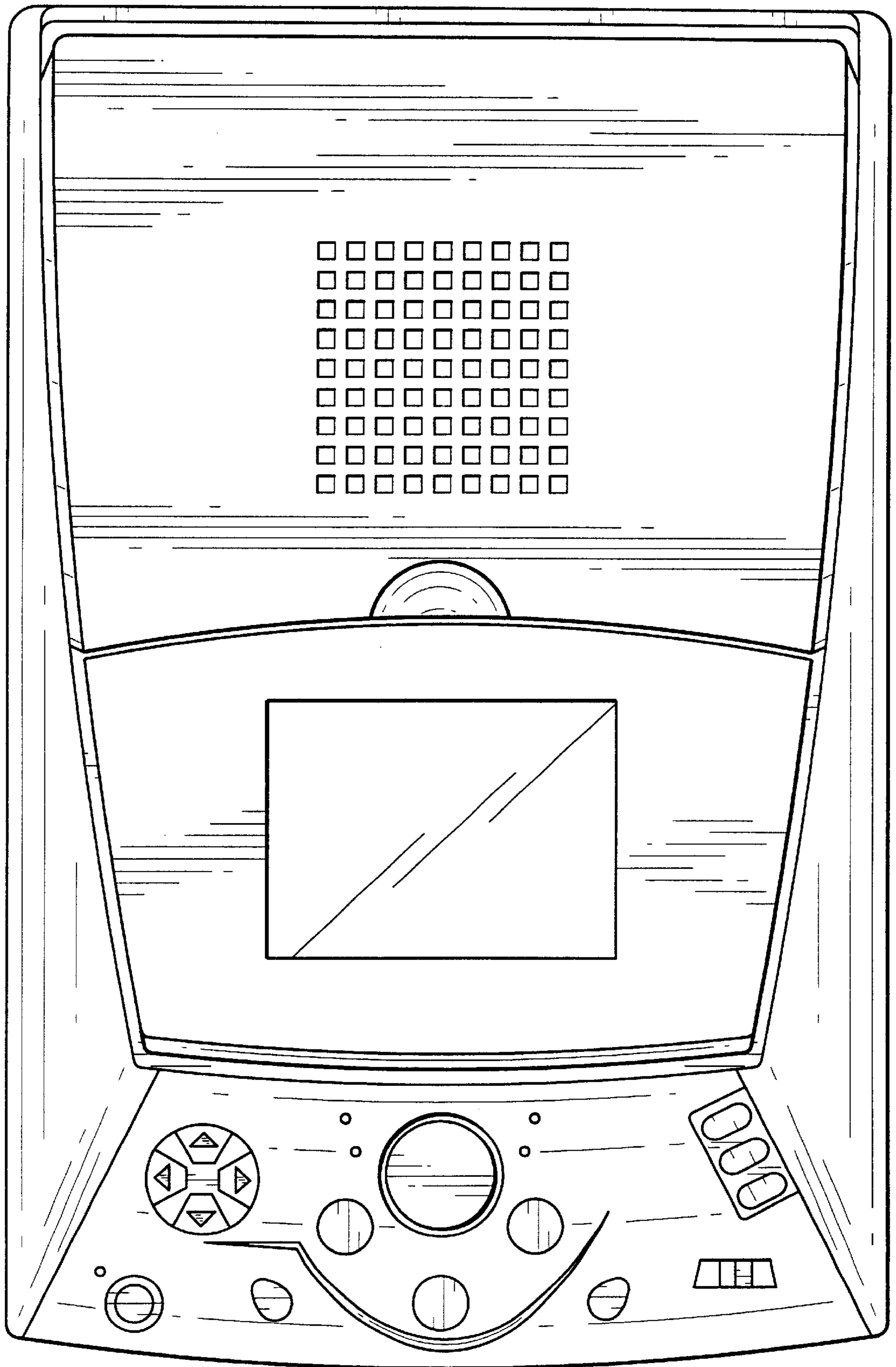


Fig. 6




Fig. 7