



US00D449062B1

(12) **United States Design Patent**
Yasoshima

(10) **Patent No.:** **US D449,062 S**

(45) **Date of Patent:** **** Oct. 9, 2001**

(54) **STAMP PAD WITH ARTICULATED HINGE**

- (75) Inventor: **Rira Yasoshima**, Tokyo (JP)
- (73) Assignee: **Tsukineko, Inc.**, Redmond, WA (US)
- (**) Term: **14 Years**
- (21) Appl. No.: **29/118,576**
- (22) Filed: **Feb. 10, 2000**

Related U.S. Application Data

- (62) Division of application No. 29/107,649, filed on Jul. 9, 1999, now Pat. No. Des. 428,434.
- (51) **LOC (7) Cl.** **19-03**
- (52) **U.S. Cl.** **D18/17**
- (58) **Field of Search** D18/14-18; D19/341; D9/307; D28/76-80, 83, 85, 82; 101/368, 327, 333, 334, 371, 405, 370; 30/120.2; 401/119

(56) **References Cited**

U.S. PATENT DOCUMENTS

D. 184,720	3/1959	Fleming	D58/12
D. 247,063	1/1978	Funahashi	D64/10
D. 252,935	9/1979	Henkels	D19/77
D. 331,418	12/1992	Winston	D18/15
D. 345,826	4/1994	Byars et al.	D28/83

(List continued on next page.)

FOREIGN PATENT DOCUMENTS

546609	9/1957	(CA)	.
662905	6/1938	(DE)	.
167 380 A2	1/1996	(EP)	.
2675740 A1	10/1992	(FR)	.
4940	4/1896	(GB)	.
2045687 A	11/1980	(GB)	.
4-312881 A	11/1992	(JP)	.

OTHER PUBLICATIONS

- Clearsnap, Inc., "Art Supplies for Rubber Stamps" Catalog, pp. 23-26, 1990.
- Tsukineko, "Color Palette" Pigment Stamp Pad Catalog (Japanese), 2 pages.
- Tsukineko, Japanese Catalog, 6 pages, 1993.
- Clearsnap, Inc., "Color Box Pigment Stamp Pads" (See circled stamp pad, top left), 1 page, 1993.
- Ink-A-Dink-A-Do, "4 Inks in One" Stamp Pad (facsimile), 3 pages.
- Clearsnap, Inc., "Define: ColorBox," 1 page, 1995.
- Tsukineko, "The Possibilities Are Endless" Catalog, 6 pages, May 1995.
- Tsukineko, "Rubber Stamp/Ink Pad" 1996/97 Catalog, pp. 1-8.
- Stencil & Hobby Catalog (Japanese), 3 pages, 1999.

Primary Examiner—Louis S. Zarfaz
Assistant Examiner—Gregory Andoll
 (74) *Attorney, Agent, or Firm*—Seed IP Law Group PLLC

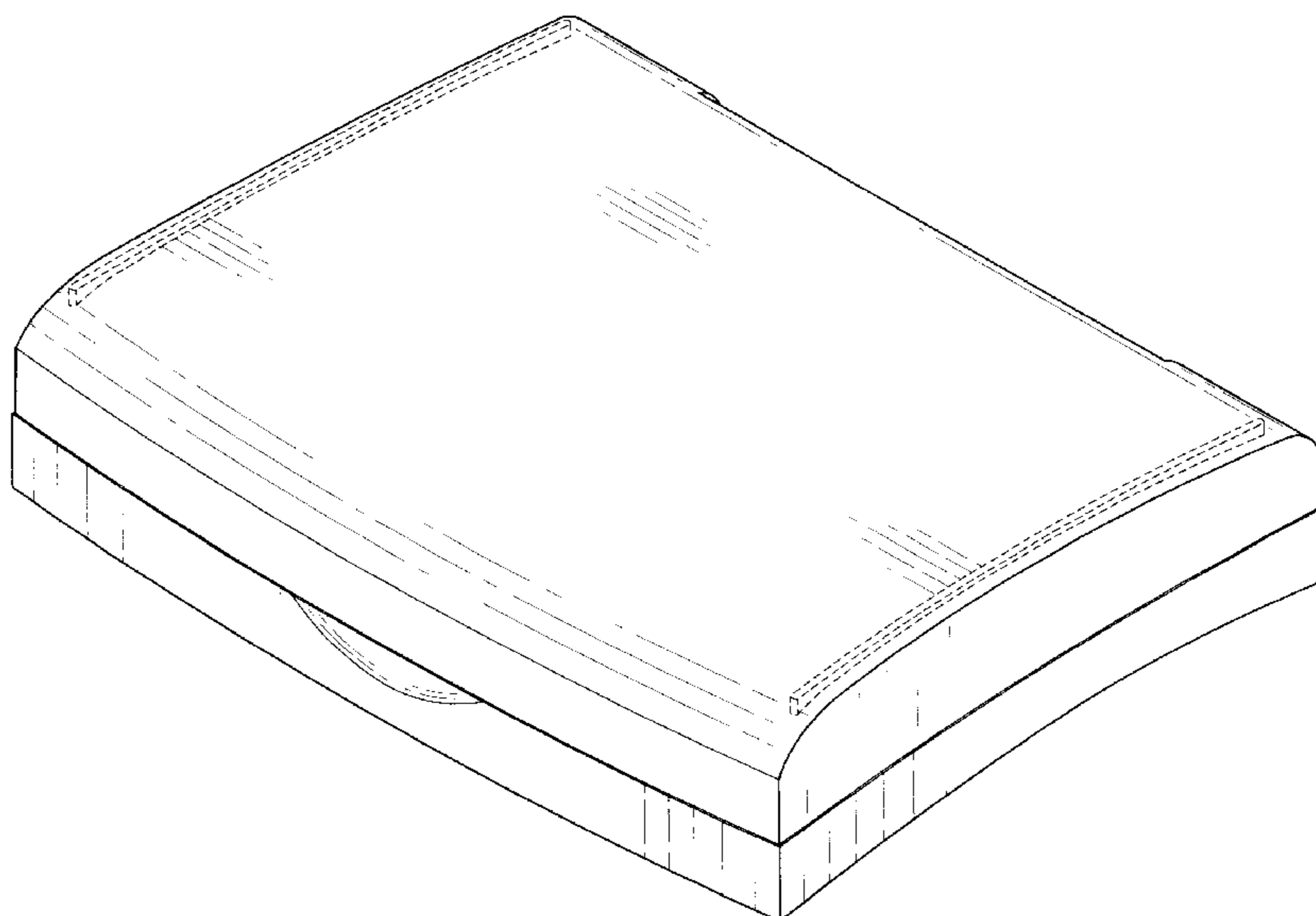
(57) **CLAIM**

The ornamental design for a stamp pad with articulated hinge, as shown and described.

DESCRIPTION

FIG. 1 is a front perspective view of a stamp pad with articulated hinge in accordance with my new design;
 FIG. 2 is a front elevational view thereof;
 FIG. 3 is top plan view thereof;
 FIG. 4 is a bottom plan view thereof;
 FIG. 5 is left side elevational view thereof;
 FIG. 6 is a right side elevational view thereof; and,
 FIG. 7 is a rear elevational view thereof.
 The broken lines in the figures is for illustrative purposes only and forms no part of the claimed design.

1 Claim, 3 Drawing Sheets



US D449,062 S

Page 2

U.S. PATENT DOCUMENTS			
		1,796,137	3/1931 Baumgarten .
D. 347,089	5/1994 Byars et al.	2,117,470	5/1938 Zareko 91/54.5
D. 353,392	12/1994 Winston	2,290,488	7/1942 Munson 91/54.5
D. 363,303	10/1995 Winston	2,374,198	4/1945 Harris 91/54.5
D. 367,291	2/1996 Winston	2,422,814	6/1947 Alexander 91/54.5
D. 369,384	4/1996 Yasoshima	2,723,476	11/1955 Lyon 41/1
D. 372,731	8/1996 Yasoshima	3,326,180	6/1967 Lofgren 118/264
D. 372,933	8/1996 Winston	3,590,734	7/1971 Carter 101/333
D. 375,516	11/1996 Winston	3,797,390	3/1974 Marozzi et al. 101/333
D. 381,038	7/1997 Yasoshima	3,855,925	12/1974 Funahashi 101/333
D. 381,357	7/1997 Yasoshima	4,029,011	6/1977 Kurner 101/330
D. 382,581	8/1997 Yasoshima	4,145,967	3/1979 Marozzi 101/333
D. 386,200	11/1997 Winston	4,986,175	1/1991 Boehringer et al. 101/125
D. 389,174	1/1998 Yasoshima	5,431,098	7/1995 Winston 101/211
D. 389,509	1/1998 Yasoshima	5,462,595	10/1995 Im 118/264
D. 400,567	11/1998 Yasoshima	5,505,130	4/1996 Winston 101/333
D. 419,180	1/2000 Yasoshima	5,531,829	7/1996 Yasoshima 118/264
D. 427,624	7/2000 Yasoshima	5,601,644	2/1997 Yasoshima 118/46
D. 428,434	7/2000 Yasoshima	5,636,569	6/1997 Winston 101/333
602,061	4/1898 Echelberger .	5,653,804	8/1997 Yasoshima 118/46
657,961	9/1900 Roberts .	5,865,305	2/1999 Yasoshima 206/1.7
848,063	3/1907 Sommer .	5,865,892	2/1999 Yasoshima 118/264
1,173,092	2/1916 Bickerton .	6,178,885	1/2001 Yasoshima 101/333
1,463,718	7/1923 Munson .	6,199,482	3/2000 Yasoshima 101/333
1,598,538	8/1926 Mann .		

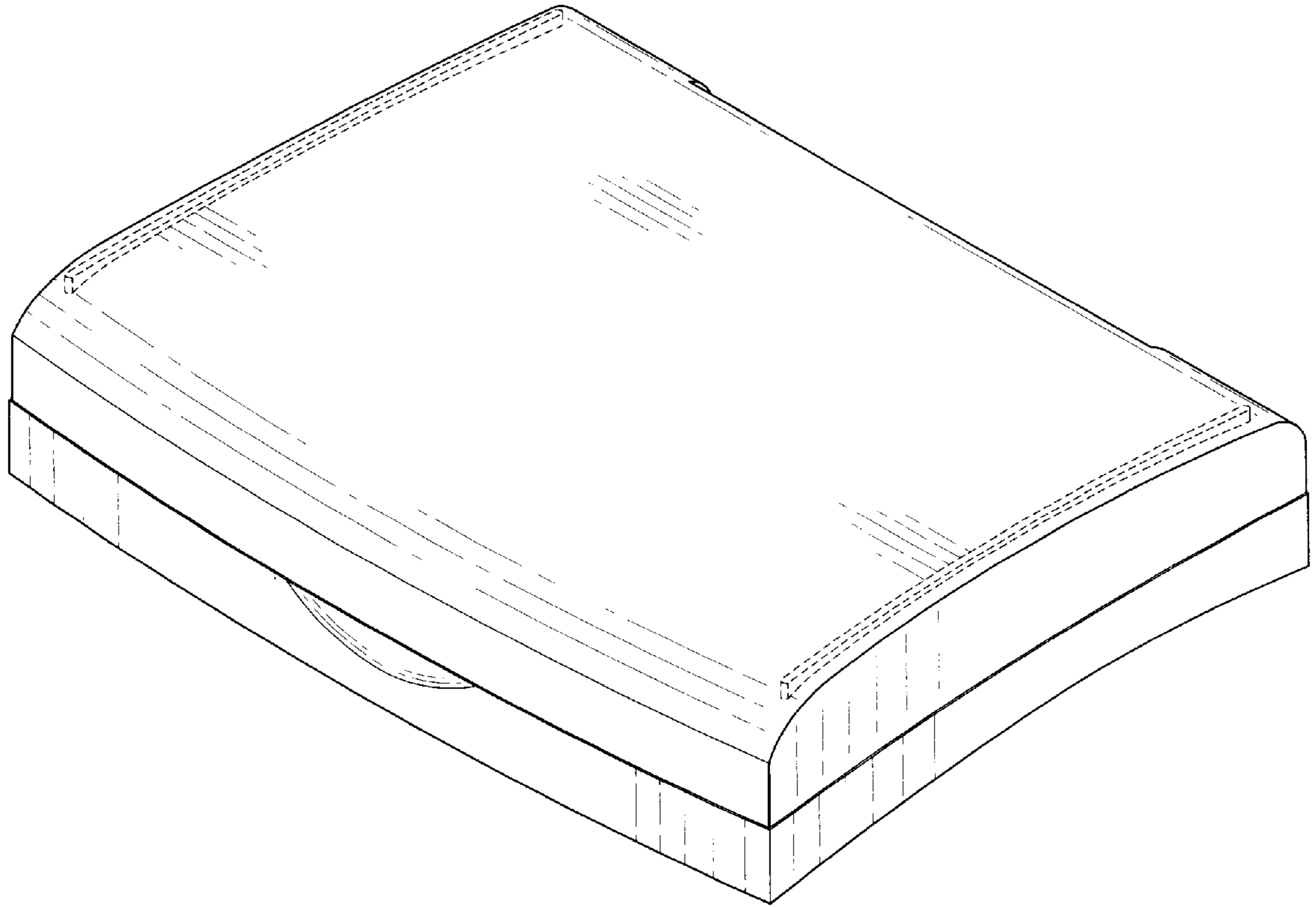


Fig. 1

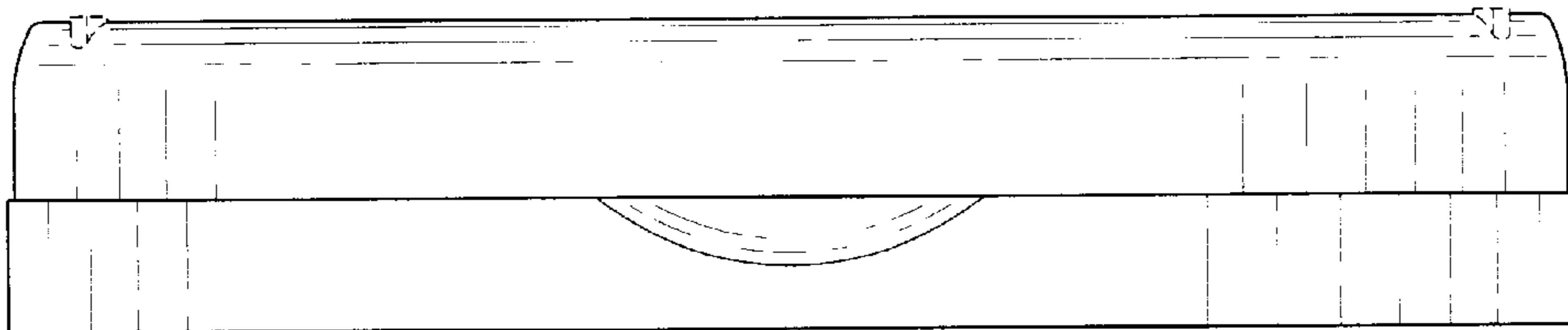


Fig. 2

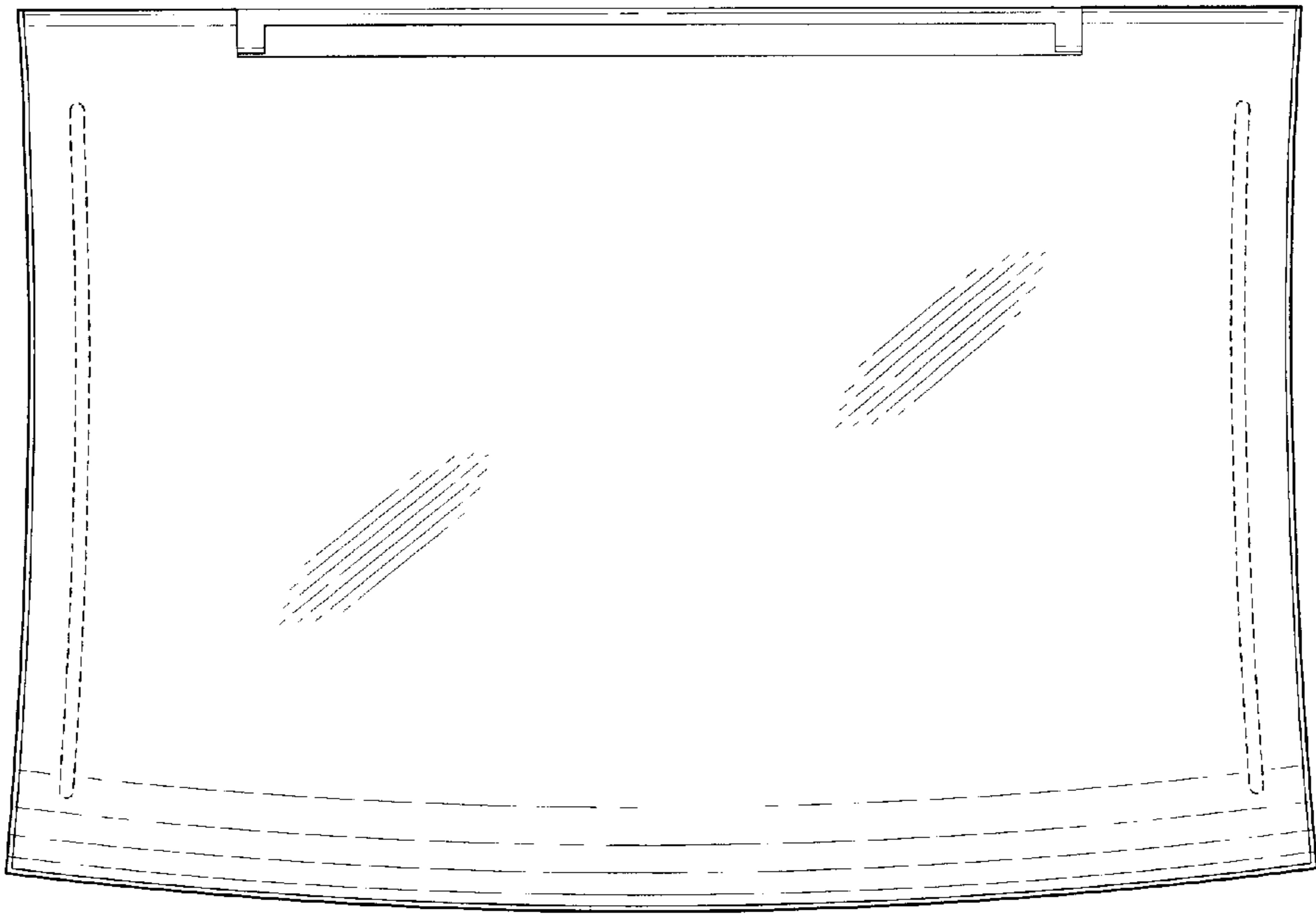


Fig. 3




Fig. 4

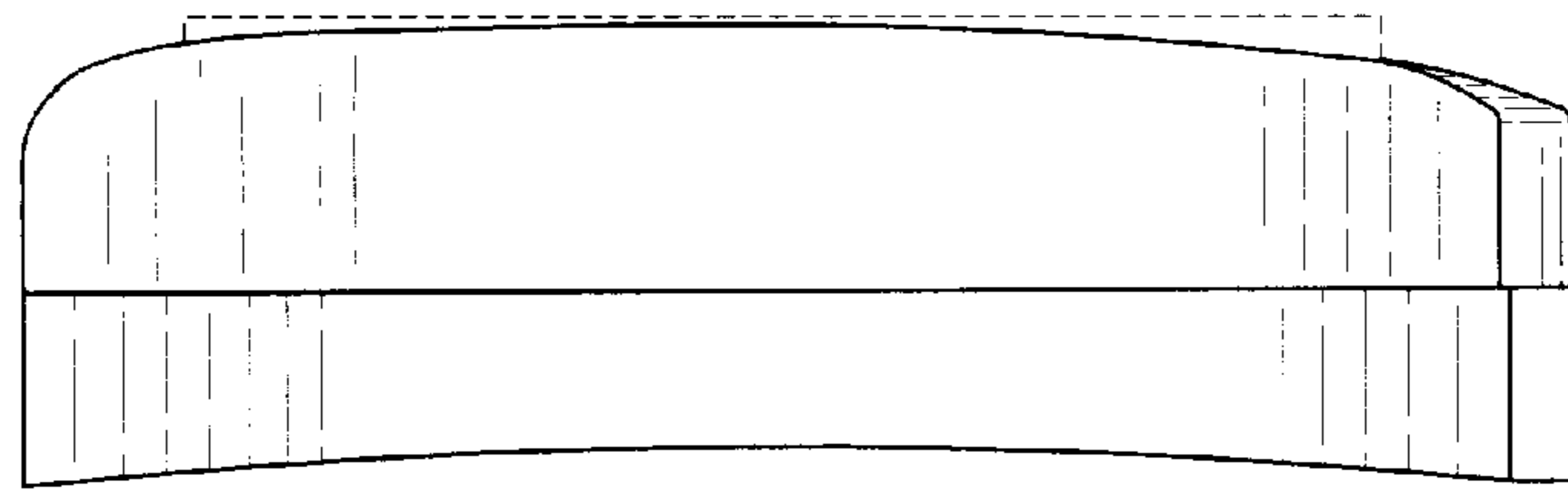


Fig. 5

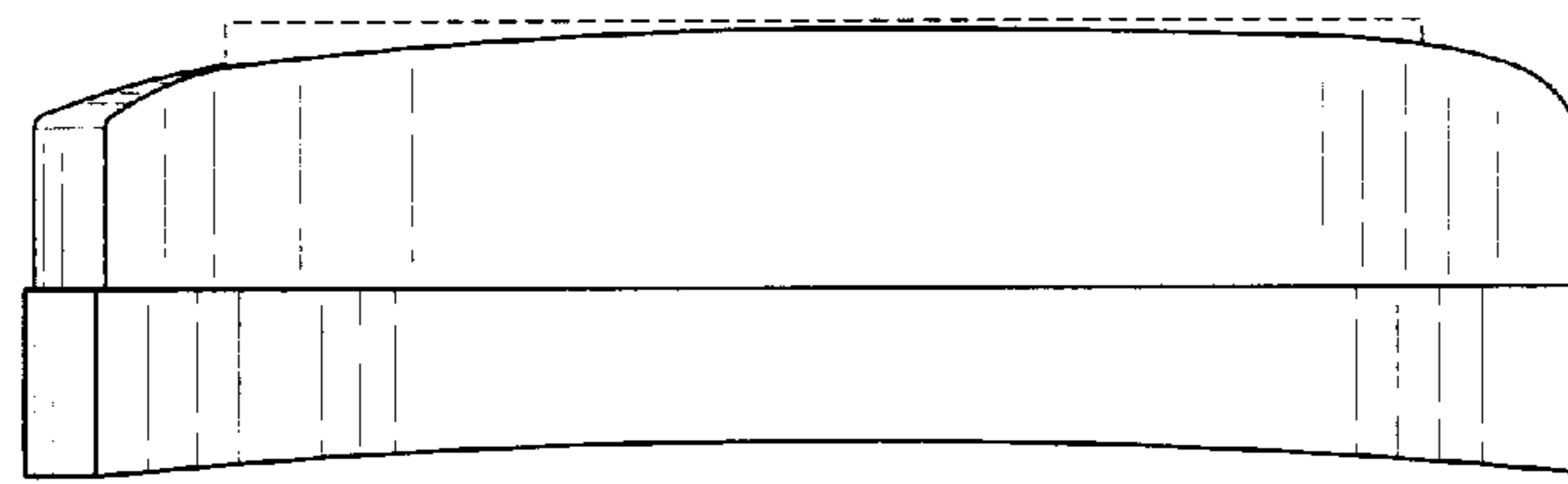


Fig. 6

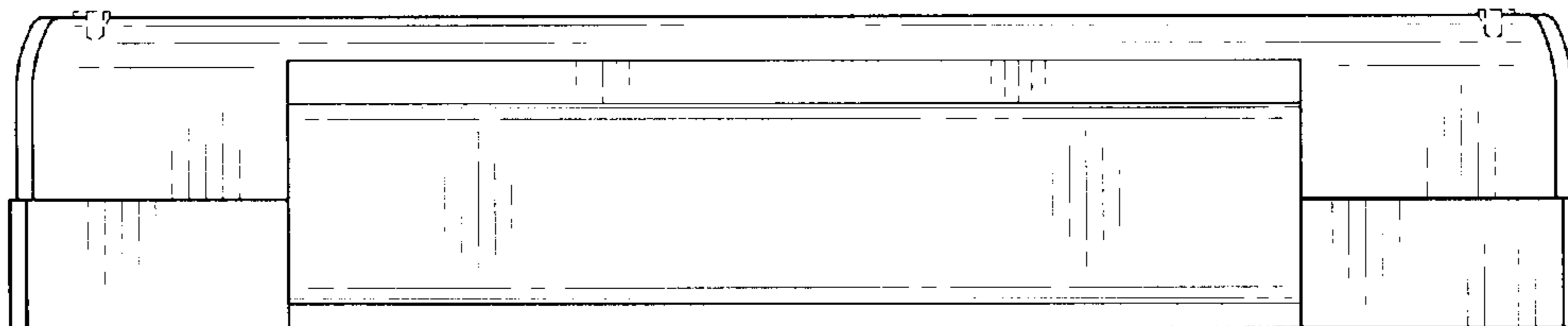


Fig. 7