



US00D449053B1

(12) **United States Design Patent**
Neuerburg

(10) **Patent No.:** **US D449,053 S**

(45) **Date of Patent:** **** Oct. 9, 2001**

(54) **REINFORCED MOWER BLADE AND
REINFORCED MOWER BLADE WITH LID**

(75) Inventor: **Horst Neuerburg**, Saverne (FR)

(73) Assignee: **Kuhn, S.A.**, Saverne (FR)

(**) Term: **14 Years**

(21) Appl. No.: **29/089,677**

(22) Filed: **Jun. 19, 1998**

(30) **Foreign Application Priority Data**

Dec. 19, 1997 (FR) 97 7495

(51) **LOC (7) Cl.** **14-18**

(52) **U.S. Cl.** **D15/17**

(58) **Field of Search** D15/17; 30/276,
30/347; 56/255, 289, 295, 17.5, 503, DIG. 17,
DIG. 20

(56) **References Cited**

U.S. PATENT DOCUMENTS

- 2,669,084 * 2/1954 Warren .
- 2,924,058 * 2/1960 Brooks .

- 3,320,732 * 5/1967 Kirk .
- 4,531,349 * 7/1985 Ehrhart et al. 56/295
- 5,622,035 * 4/1997 Kondo et al. 56/17.5
- 5,845,468 * 12/1998 Richardson et al. 56/503

* cited by examiner

Primary Examiner—B. J. Bullock

(74) *Attorney, Agent, or Firm*—Oblon, Spivak, McClelland,
Maier & Neustadt, P.C.

(57) **CLAIM**

The ornamental design for a reinforced mower blade and reinforced mower blade with lid, as shown and described.

DESCRIPTION

FIG. 1 is a top, front and right side perspective view of a reinforced mower blade and reinforced mower blade with lid embodying my new design;

FIG. 2 is a top plan view thereof;

FIG. 3 is a bottom plan view thereof; and,

FIG. 4 is a right side view thereof shown on an enlarged scale, the left side view being a mirror image of the side view shown.

1 Claim, 2 Drawing Sheets






FIG. 1




FIG. 2




FIG. 3




FIG. 4