



US00D449048B1

(12) **United States Design Patent**
Yu et al.

(10) **Patent No.:** **US D449,048 S**

(45) **Date of Patent:** **** Oct. 9, 2001**

(54) **COOLING RACK FOR NOTEBOOK
COMPUTER**

(75) Inventors: **Ming-Chuan Yu**, 16F-6, No. 1071,
Chung Cheng Road, Taoyuan; **Chung
Che Yu**, Taipei Hsien, both of (TW)

(73) Assignee: **Ming-Chuan Yu**, Taoyuan (TW)

(**) Term: **14 Years**

(21) Appl. No.: **29/127,182**

(22) Filed: **Aug. 2, 2000**

(51) **LOC (7) Cl.** **14-02**

(52) **U.S. Cl.** **D14/439**

(58) **Field of Search** D14/432, 439;
361/687-8, 695, 686, 689-90, 694; 174/15.1,
15.2, 16.1, 16.2, 16.3; 165/80.3, 104.33;
454/184

(56) **References Cited**

U.S. PATENT DOCUMENTS

5,768,101 * 6/1998 Cheng .

5,898,569 * 4/1999 Bhatia .
6,042,474 * 3/2000 Harvey et al. .
6,213,819 * 4/2001 Fan .
6,239,970 * 5/2001 Nakai et al. .

* cited by examiner

Primary Examiner—M. H. Tung

(74) *Attorney, Agent, or Firm*—Dougherty & Troxell

(57) **CLAIM**

The ornamental design for a cooling rack for notebook computer, as shown and described.

DESCRIPTION

FIG. 1 is a front perspective view of a cooling rack for notebook computer showing our new design on a reduced scale;

FIG. 2 is a front elevational view thereof;

FIG. 3 is a rear elevational view thereof;

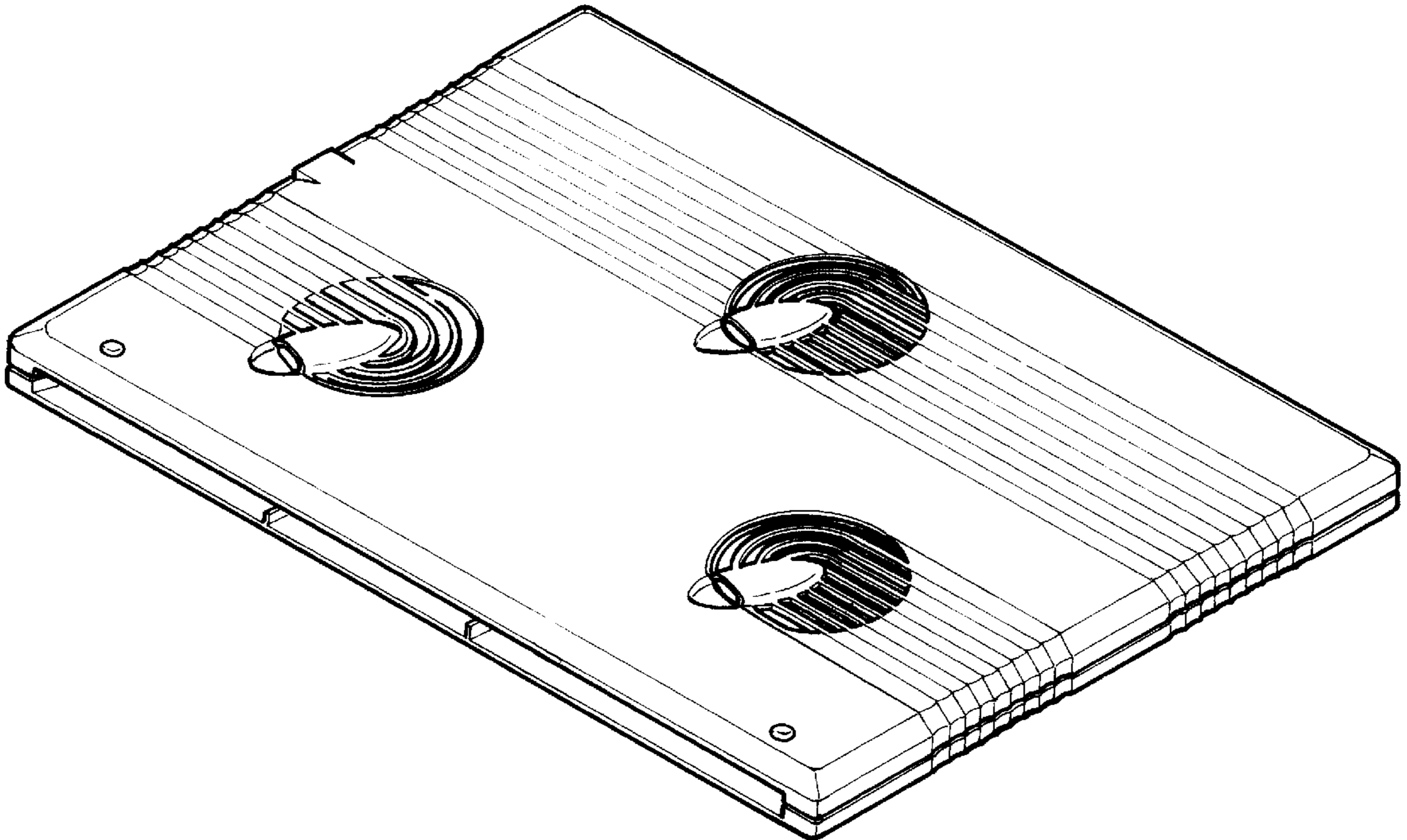
FIG. 4 is a left side elevational view thereof;

FIG. 5 is a right side elevational view thereof;

FIG. 6 is a top plan view thereof; and,

FIG. 7 is a bottom plan view thereof.

1 Claim, 3 Drawing Sheets



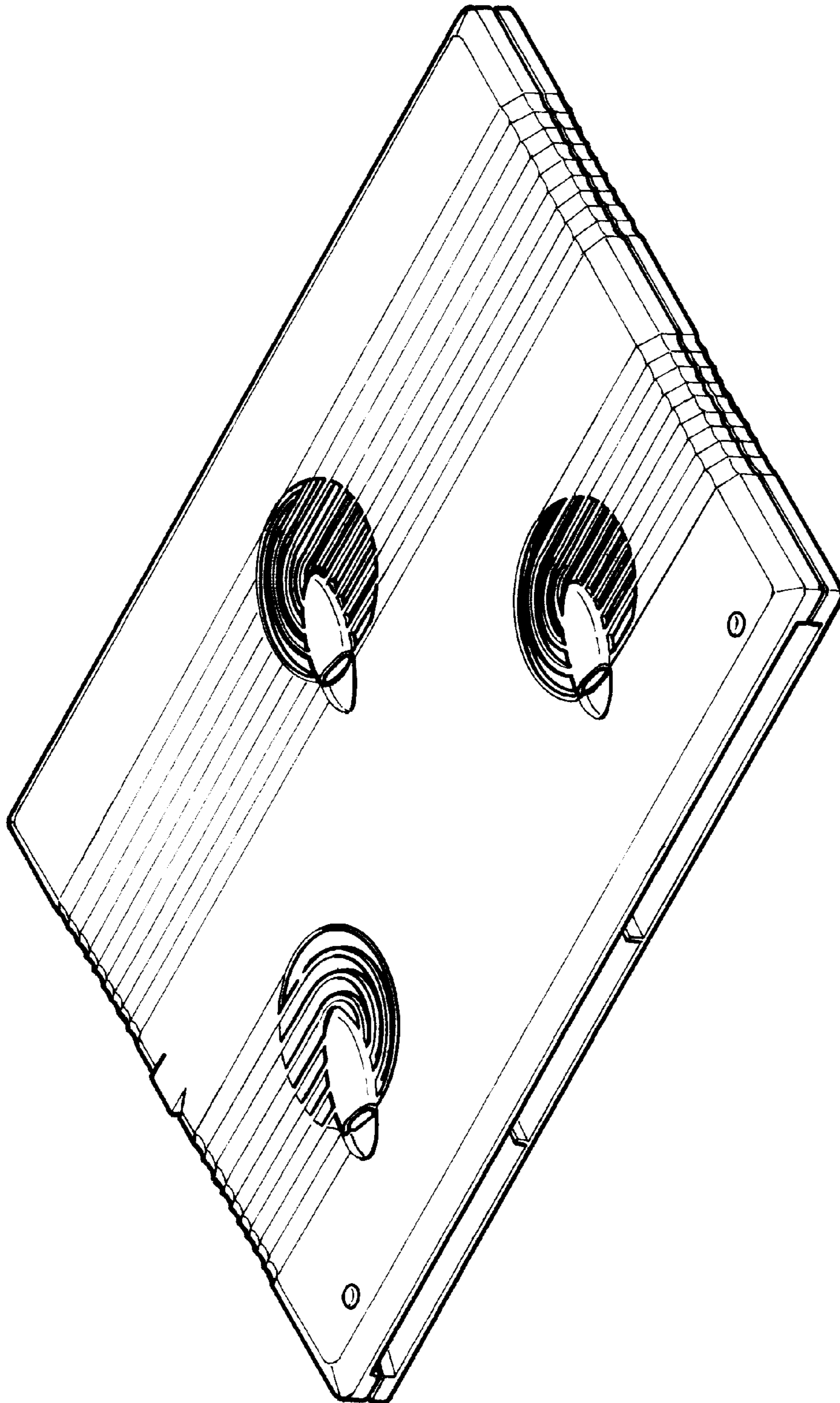


FIG. 1

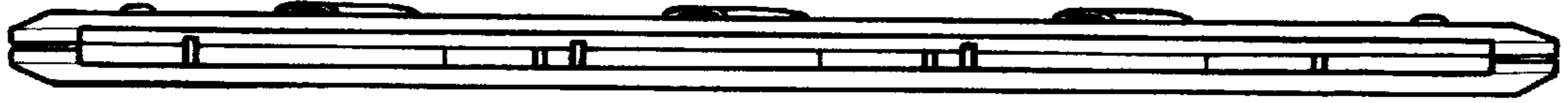


FIG. 2



FIG. 3



FIG. 4




FIG. 5

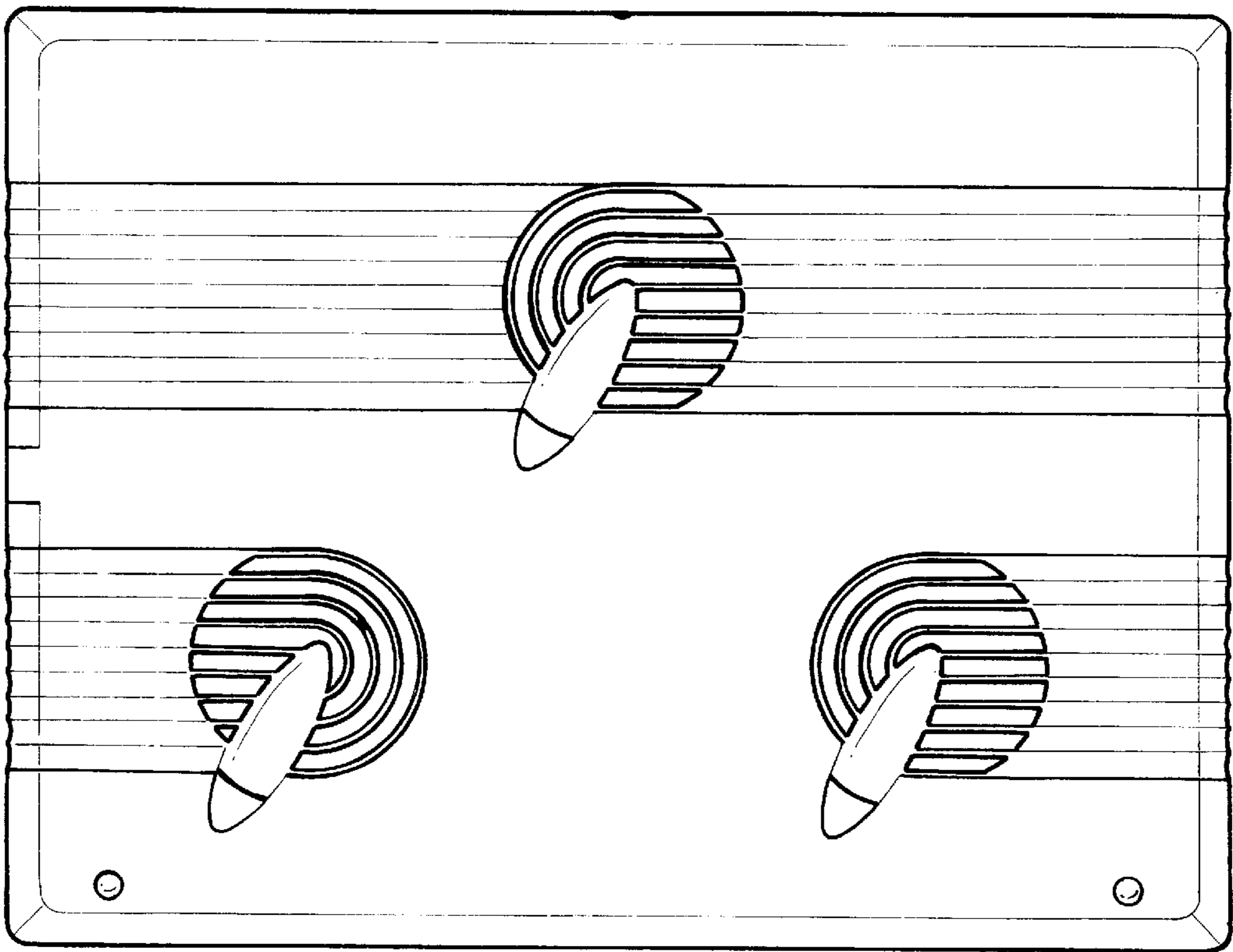


FIG. 6

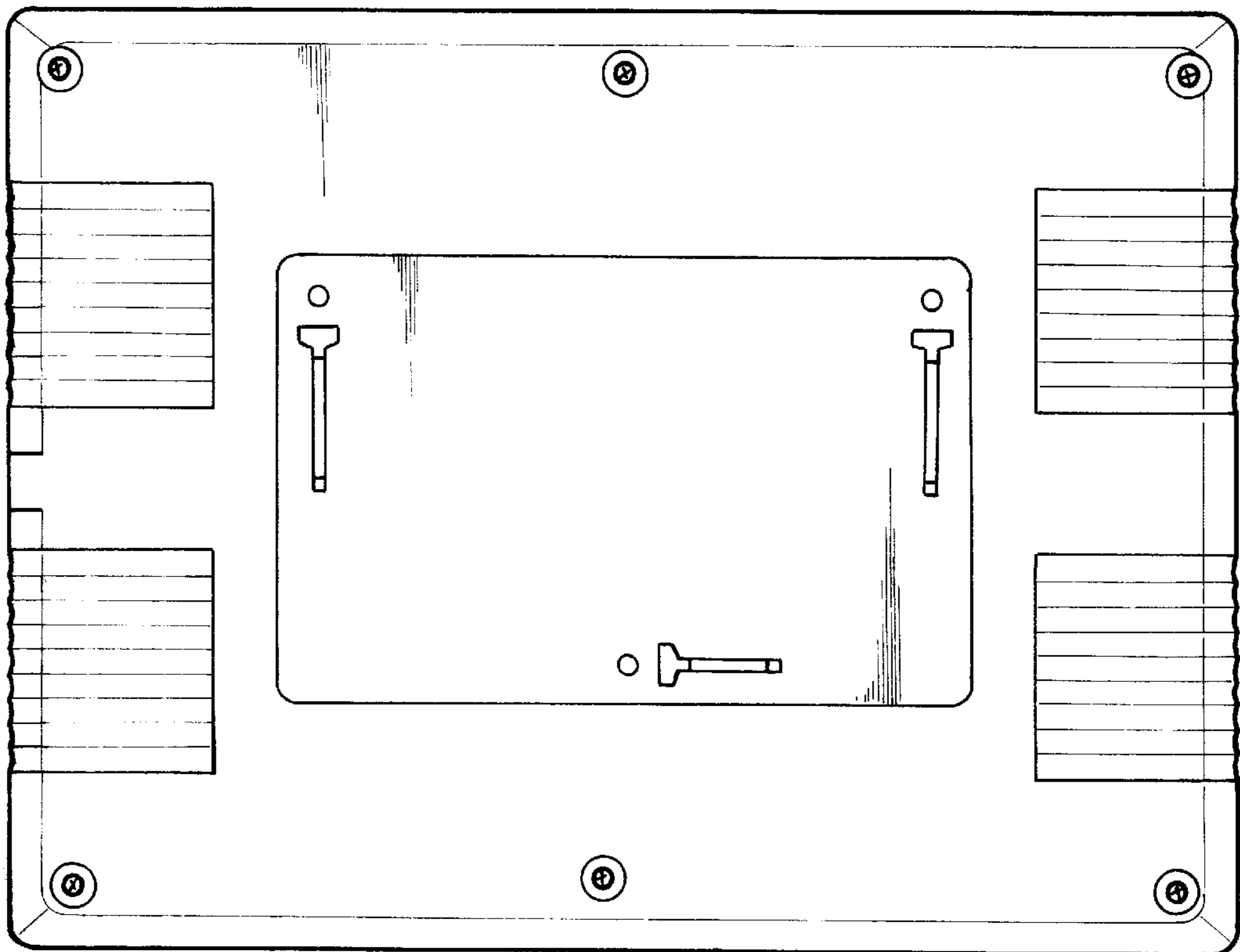


FIG. 7