



US00D449022B1

(12) **United States Design Patent**
Cazin-Bourguignon et al.

(10) **Patent No.:** **US D449,022 S**

(45) **Date of Patent:** **** Oct. 9, 2001**

(54) **TIRE TREAD**

(75) Inventors: **Jean-Francois Cazin-Bourguignon**,
Audun-le-Tiche; **Christophe Rodicq**,
Lommerange, both of (FR); **Roland**
Willibrord Krier, Bech (LU)

(73) Assignee: **The Goodyear Tire & Rubber**
Company, Akron, OH (US)

(**) Term: **14 Years**

(21) Appl. No.: **29/119,714**

(22) Filed: **Mar. 6, 2000**

(51) **LOC (7) Cl.** **12-15**

(52) **U.S. Cl.** **D12/147**

(58) **Field of Search** D12/134-152;
152/209.1, 209.9, 209.12, 209.22, 209.25

(56) **References Cited**

U.S. PATENT DOCUMENTS

D. 284,179	6/1986	Kemp	D12/147
D. 332,767	1/1993	Tsuda et al.	D12/147
D. 350,099	8/1994	Manestar	D12/147
D. 350,929	9/1994	Attinello et al.	D12/147
D. 351,369	10/1994	Hitzky et al.	D12/147
D. 360,858	8/1995	Brayer et al.	D12/147
D. 365,064	12/1995	Weimer et al.	D12/147
D. 369,134	4/1996	Koenigstein	D12/147
D. 402,242	12/1998	Guspodin et al.	D12/147

D. 403,627	1/1999	Graas	D12/146
D. 405,736	2/1999	Brightwell et al.	D12/147
D. 410,420	6/1999	de Barsy	D12/147
5,803,999	9/1998	Shibata	152/209 R

OTHER PUBLICATIONS

Cordovan Custom 428 Tire, 1999 Tread Design Guide, p.
23. 1/3. Jan. 1999.*

* cited by examiner

Primary Examiner—Robert M. Spear

(74) *Attorney, Agent, or Firm*—David E. Wheeler

(57) **CLAIM**

The ornamental design for a tire tread, as shown and
described.

DESCRIPTION

FIG. 1 is a perspective view of a tire tread showing our new
design, it being understood that the pattern repeats uni-
formly throughout the circumference of the tread;

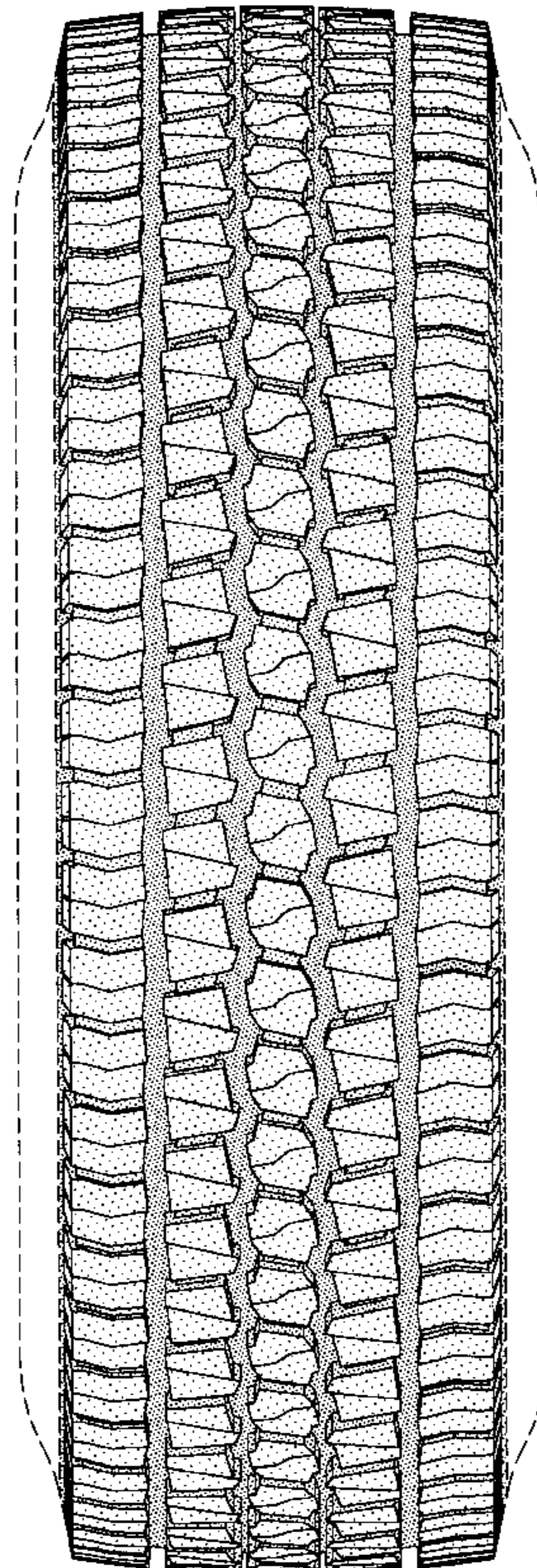
FIG. 2 is a front elevational view thereof;

FIG. 3 is a side elevational view thereof, the opposite side
elevational view being identical thereto; and,

FIG. 4 is an enlarged fragmentary perspective view.

In the drawings, the broken lines defining the inner bead of
the sidewall and the peripheral boundary between the tire
tread and the sidewall are for illustrative purposes only and
form no part of the claimed design.

1 Claim, 4 Drawing Sheets



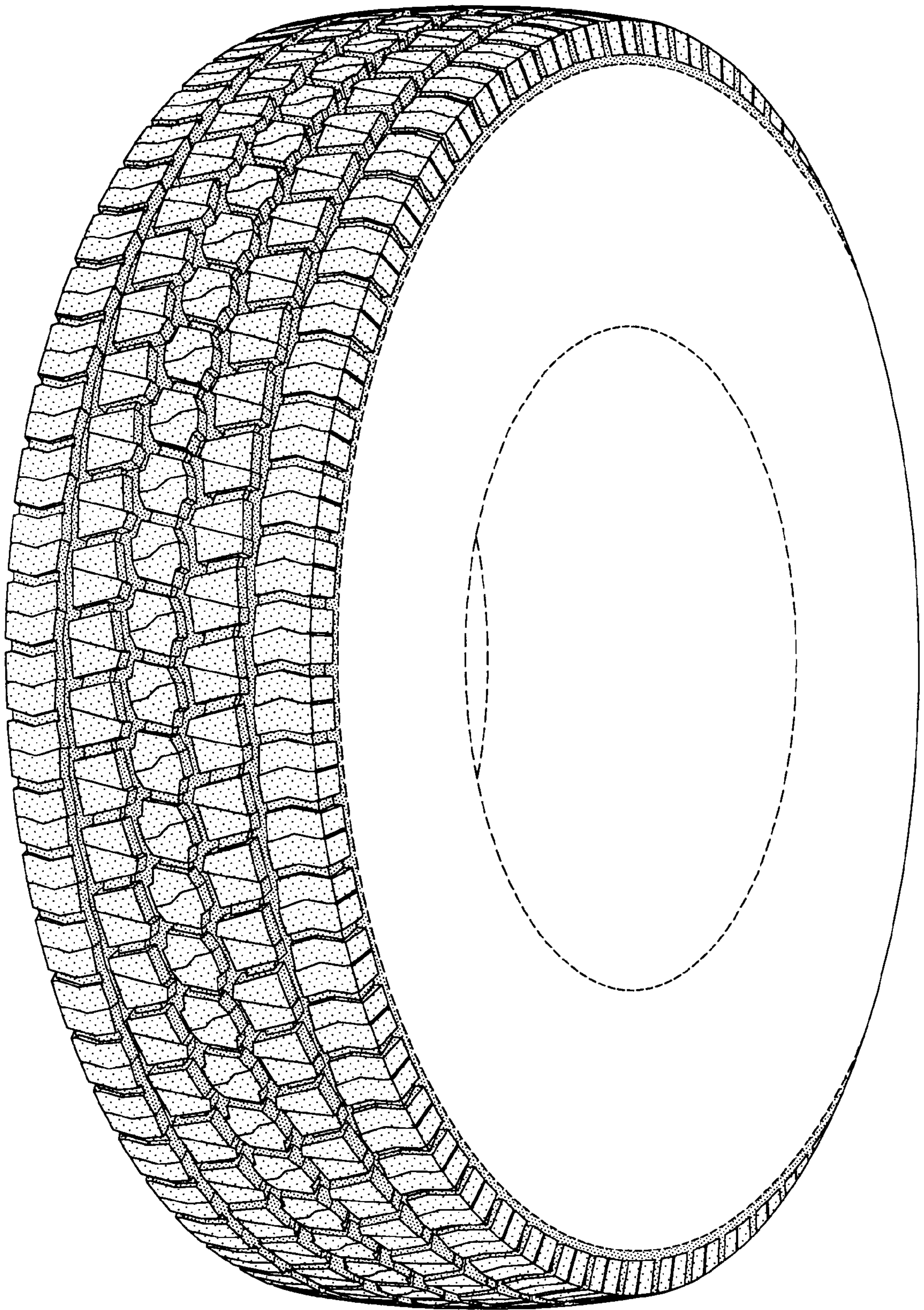


FIG-1

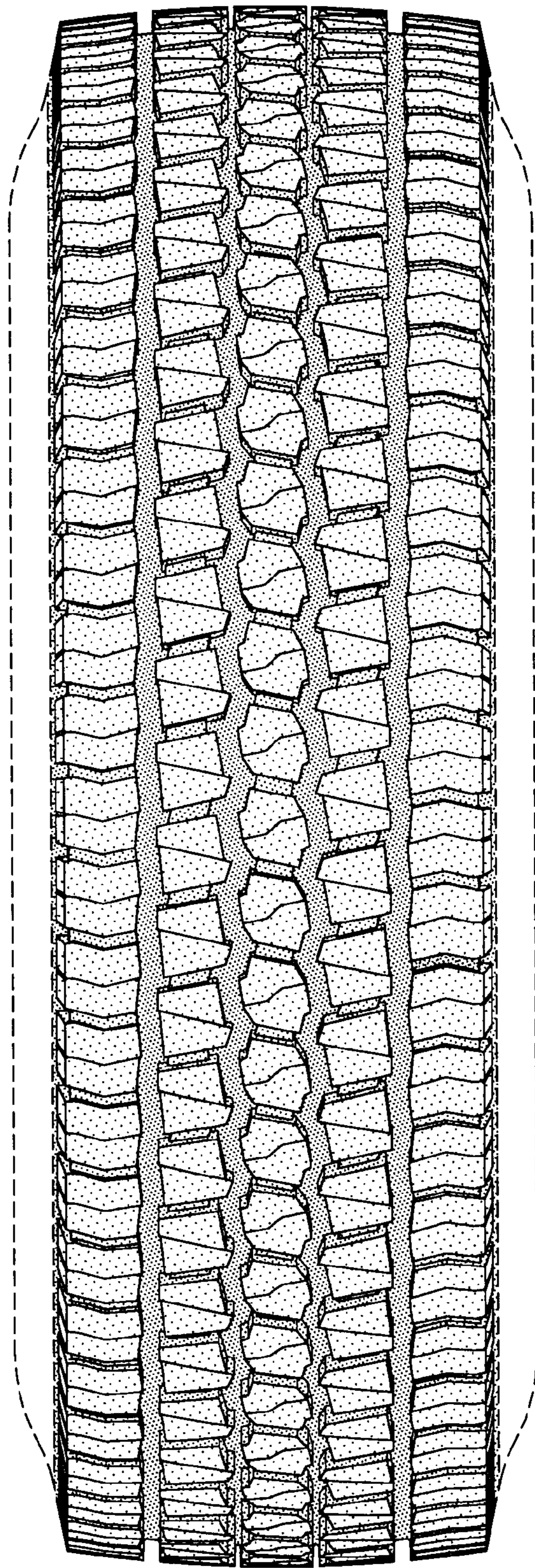


FIG-2

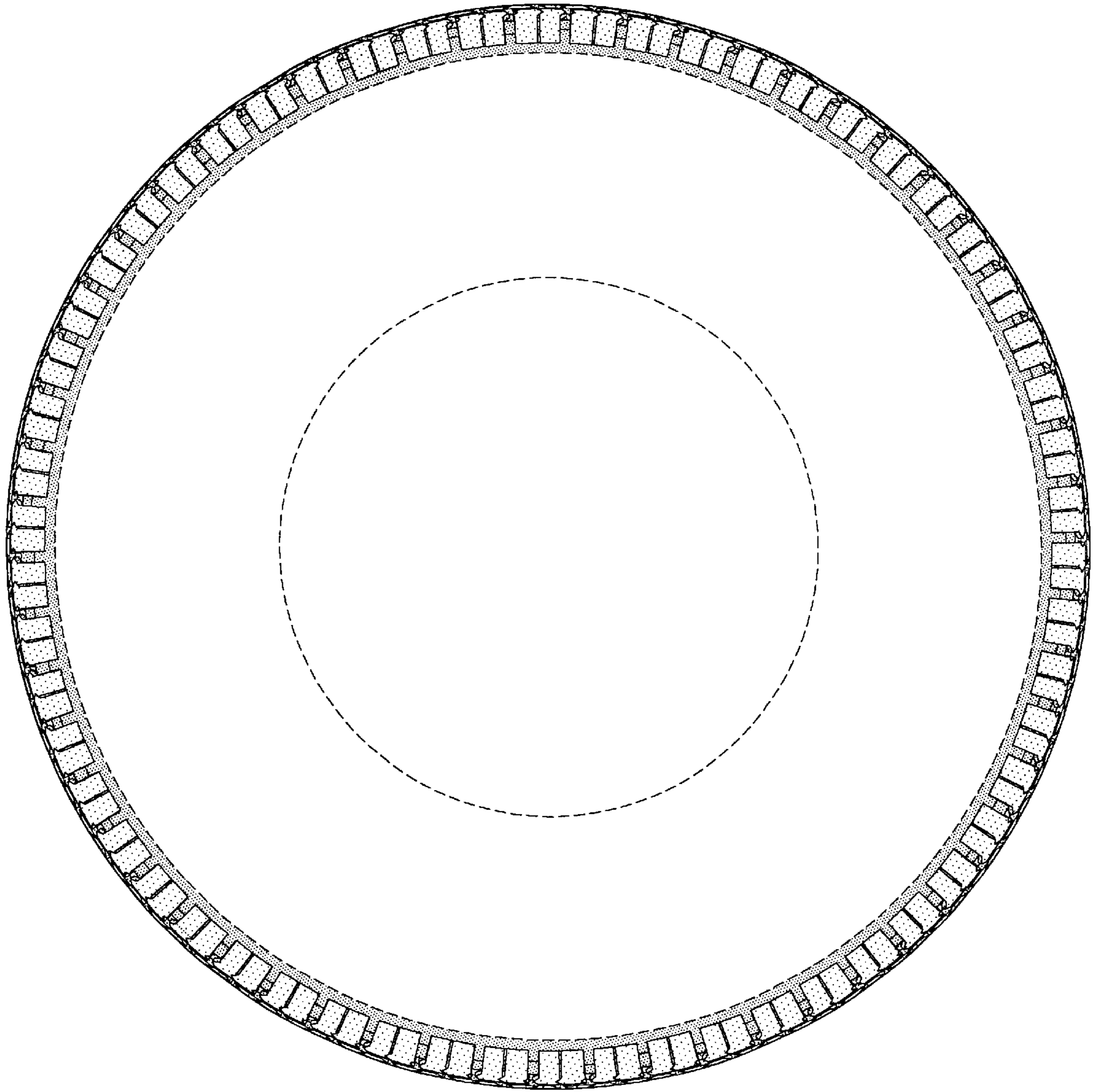


FIG-3

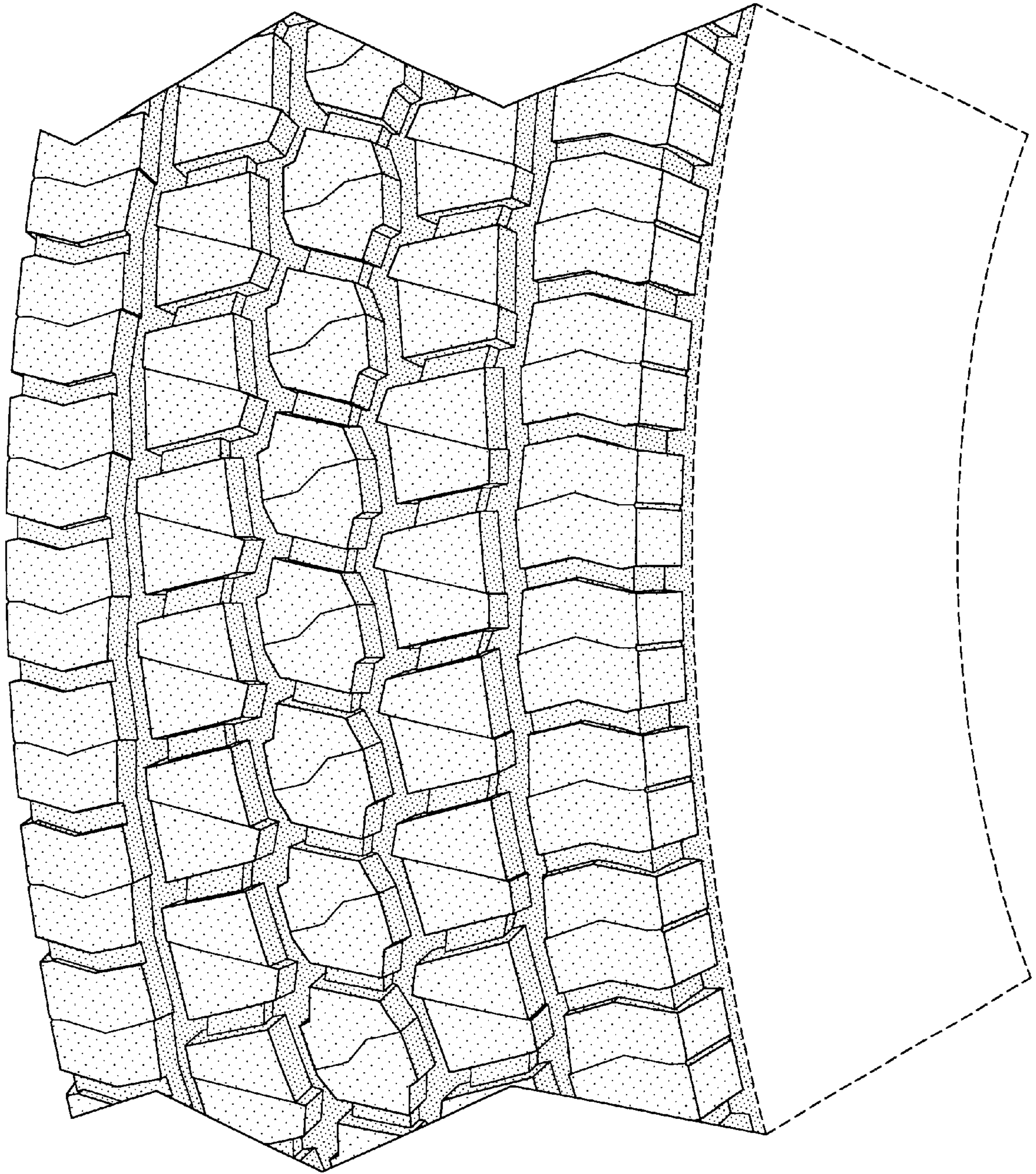


FIG-4