



US00D449011B1

(12) **United States Design Patent**  
**Kuvlesky**

(10) **Patent No.:** **US D449,011 S**

(45) **Date of Patent:** **\*\* Oct. 9, 2001**

(54) **REFLECTIVE HAND WAND**

D. 400,462 \* 11/1998 Ivanovic ..... D10/109

\* cited by examiner

(76) **Inventor:** **Edward Blaise Kuvlesky**, 4210 12th Pl., SW., Vero Beach, FL (US) 32968

*Primary Examiner*—Marcus A. Jackson

(74) *Attorney, Agent, or Firm*—Sand & Sebolt

(\*\*) **Term:** **14 Years**

(57) **CLAIM**

The ornamental design for a reflective hand wand, as shown and described.

(21) **Appl. No.:** **29/132,693**

(22) **Filed:** **Nov. 13, 2000**

**DESCRIPTION**

(51) **LOC (7) Cl.** ..... **10-05**

(52) **U.S. Cl.** ..... **D10/109**

(58) **Field of Search** ..... D26/37-50; D10/104, D10/109, 111, 114; 116/63 P, 63 C

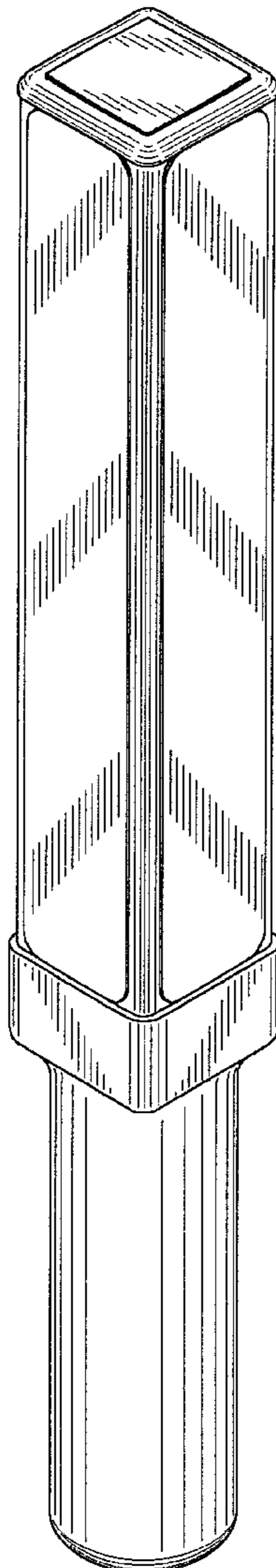
FIG. 1 is a front perspective view according to the invention; FIG. 2 is a front view according to the invention; FIG. 3 is a rear view according to the invention; FIG. 4 is a left side view according to the invention; FIG. 5 is a right side view according to the invention; FIG. 6 is a top plan view according to the invention; and, FIG. 7 is a bottom plan view according to the invention.

(56) **References Cited**

**U.S. PATENT DOCUMENTS**

D. 397,054 \* 8/1998 Brantley et al. .... D10/109

**1 Claim, 4 Drawing Sheets**



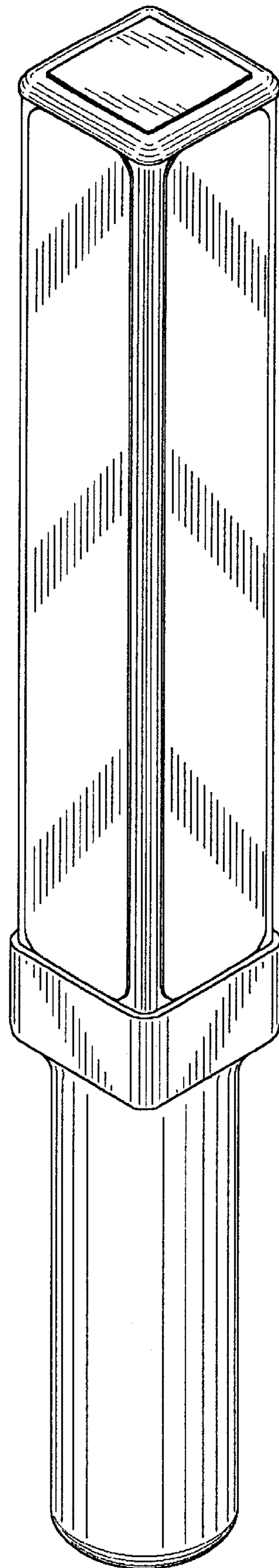


FIG. 1




FIG. 2




FIG. 3

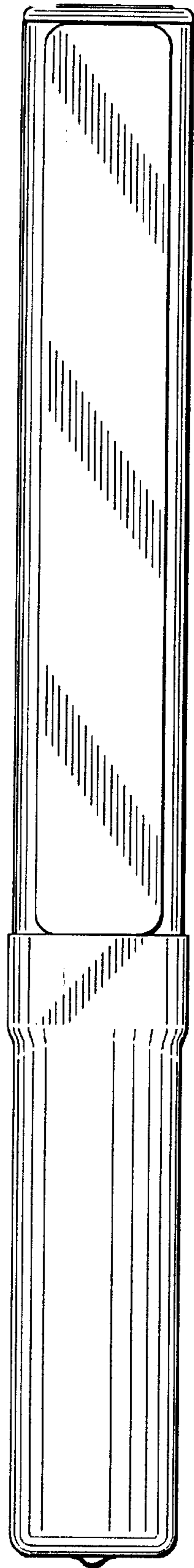


FIG. 4




FIG. 5

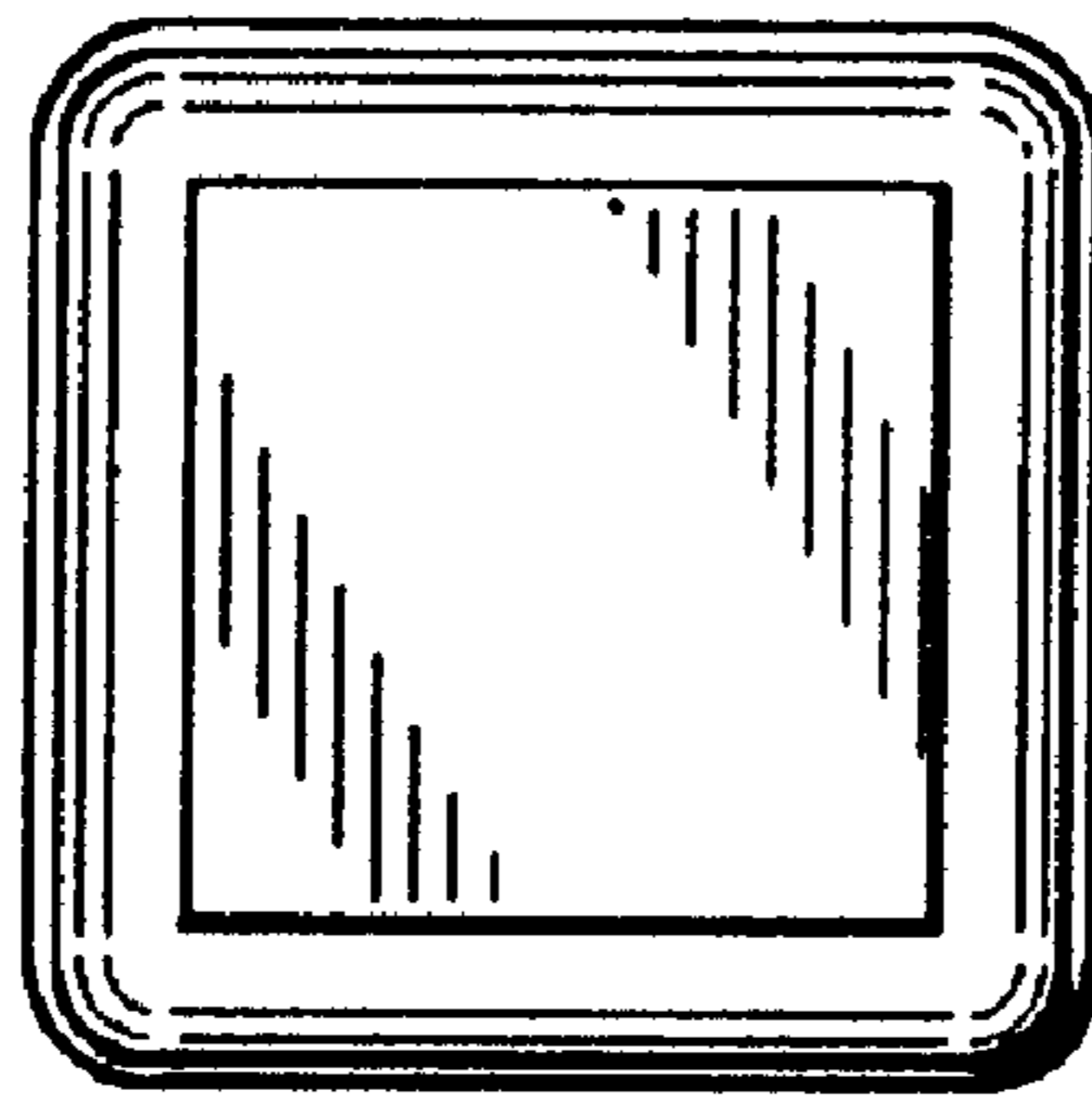


FIG. 6

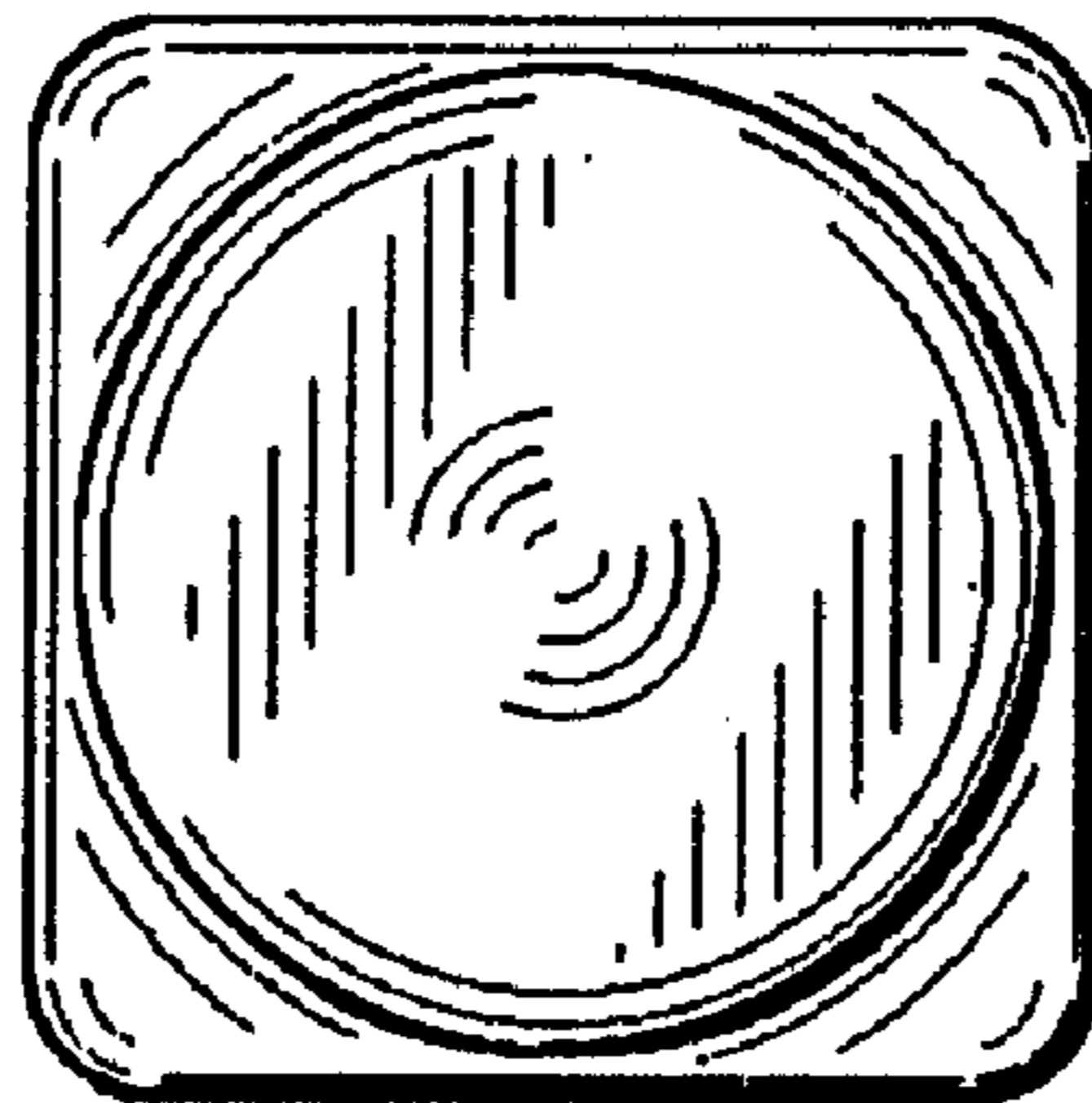


FIG. 7