



US00D448993B1

(12) **United States Design Patent**
Lichtman et al.

(10) **Patent No.:** **US D448,993 S**

(45) **Date of Patent:** **** Oct. 9, 2001**

(54) **BOTTLE PORTION**

(75) Inventors: **Jeff Lichtman**, Chicago; **Susan L. Colten**, Wilmette; **Dean Lindsay**, Winnetka; **Jim Shoemaker**, Chicago, all of IL (US)

(73) Assignee: **Stokely-Van Camp, Inc.**, Chicago, IL (US)

(**) Term: **14 Years**

(21) Appl. No.: **29/136,550**

(22) Filed: **Feb. 1, 2001**

Related U.S. Application Data

(63) Continuation of application No. 29/102,683, filed on Mar. 26, 1999, now Pat. No. Des. 440,877.

(51) **LOC (7) Cl.** **09-01**

(52) **U.S. Cl.** **D9/434; D9/571**

(58) **Field of Search** D9/571, 537-543, D9/556, 557, 555, 568, 434; 215/381-384, 370-373

(56) **References Cited**

U.S. PATENT DOCUMENTS

- D. 61,658 * 11/1922 Graham D9/538
- D. 193,311 * 7/1962 Buckley D9/571
- D. 195,371 * 6/1963 Torongo D9/539
- D. 217,805 * 6/1970 Douglas D9/555

- D. 245,068 * 7/1977 Ruriani .
- D. 344,896 * 3/1994 Zogg et al. D9/543
- D. 374,625 * 10/1996 Flurer et al. D9/557
- D. 419,884 * 2/2000 Zimmer et al. D9/568
- D. 423,935 * 5/2000 Frazer D9/571

* cited by examiner

Primary Examiner—Lucy Lieberman

(74) *Attorney, Agent, or Firm*—Lars S. Johnson

(57) **CLAIM**

The ornamental design for a bottle portion, as shown and described.

DESCRIPTION

FIG. 1 is a perspective view of a bottle portion showing our new design;

FIG. 2 is a front elevational view of the bottle portion depicted in FIG. 1, the opposite rear elevational view being identical; and,

FIG. 3 is a side elevational view of the bottle portion depicted in FIG. 2, representing a partial rotation of the bottle portion about its vertical center axis from the front elevational view depicted in FIG. 2, the opposite side elevational view being identical.

The broken line immediately adjacent the lower edge of the shaded area represents the lower boundary of the claimed design, and all other broken lines are for illustrative purpose only. None of the broken lines form a part of the claimed design.

1 Claim, 2 Drawing Sheets

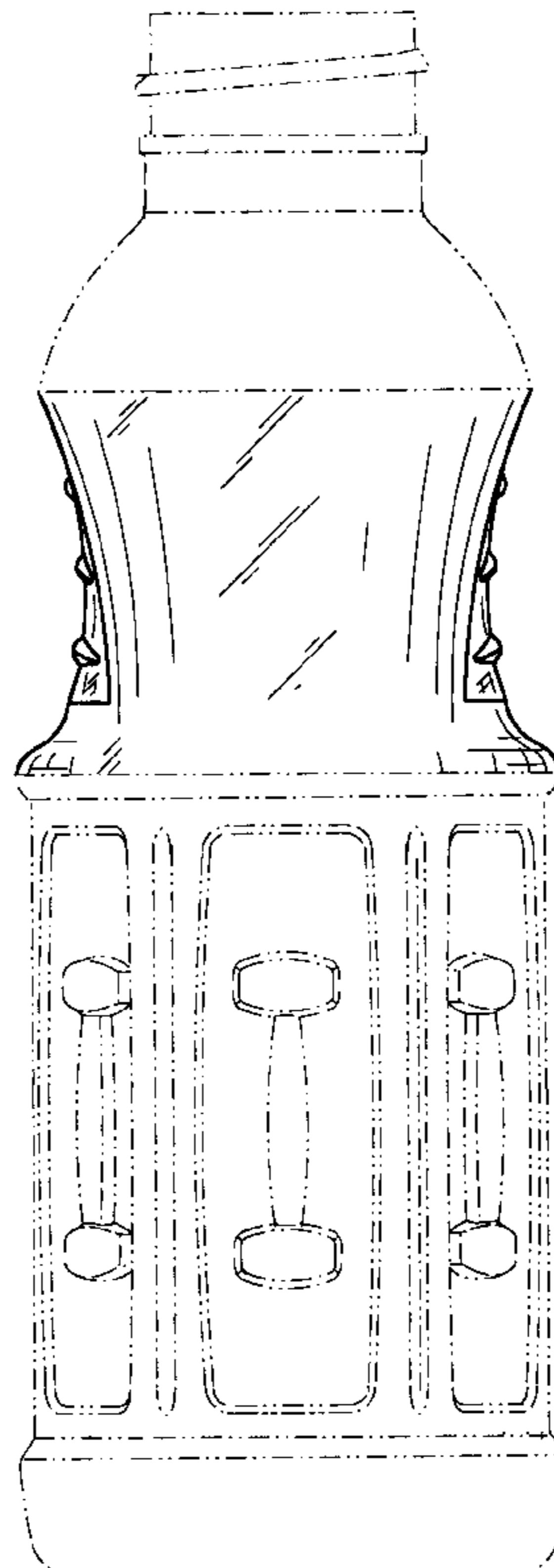


FIG. 1

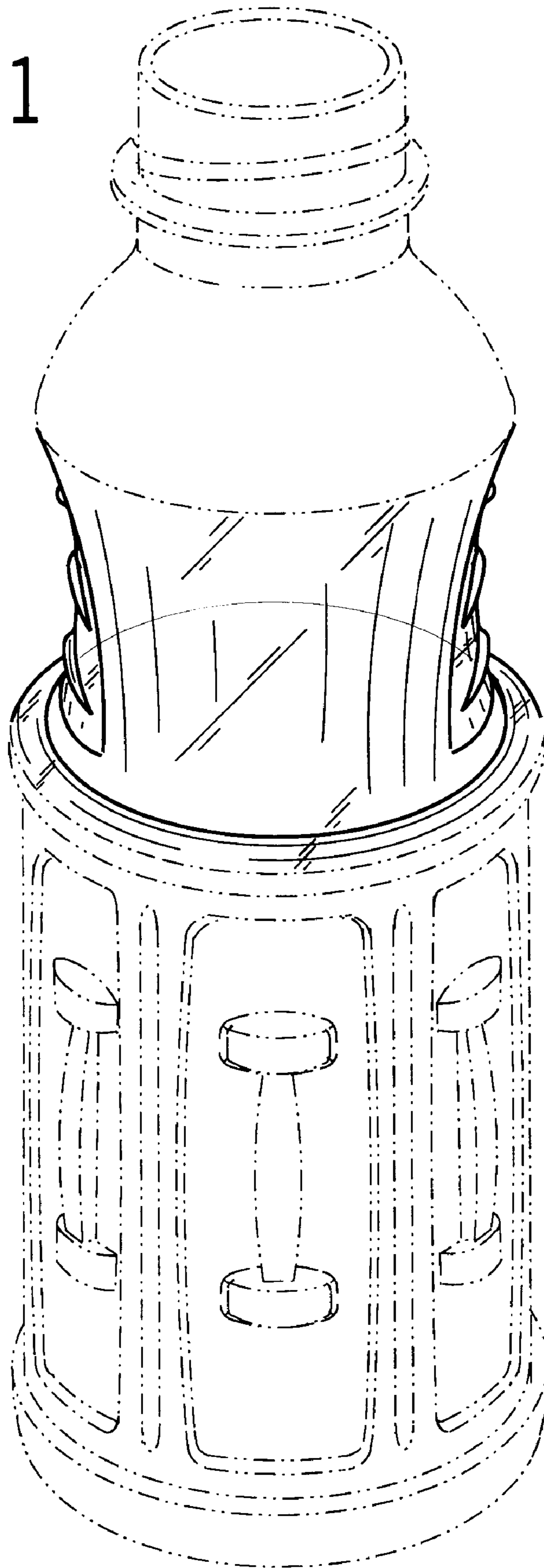


FIG. 2

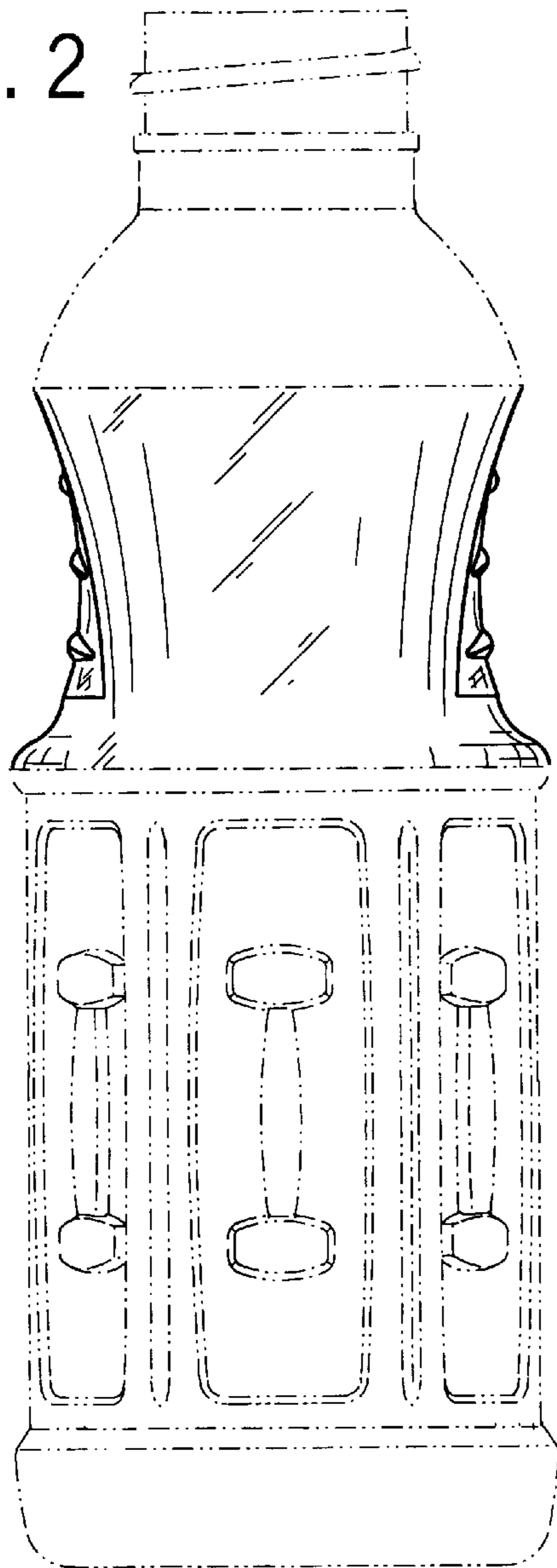


FIG. 3

