



US00D448992B1

(12) **United States Design Patent**
Bargsten et al.

(10) **Patent No.:** **US D448,992 S**

(45) **Date of Patent:** **** Oct. 9, 2001**

(54) **BAG CARRYING HANDLE**

(75) **Inventors:** **Werner Bargsten**, Jersey City; **Rance Barela, deceased**, late of Jersey City, by Charles Chamot, legal representative; **Susan Schwarzwald**, Jersey City, all of NJ (US)

(73) **Assignee:** **ICBA, Inc.**, Jersey City, NJ (US)

(**) **Term:** **14 Years**

(21) **Appl. No.:** **29/131,303**

(22) **Filed:** **Oct. 18, 2000**

(51) **LOC (7) Cl.** **09-07**

(52) **U.S. Cl.** **D9/434; D9/328**

(58) **Field of Search** D9/434; D3/315, D3/318, 328; D8/394, 395; 16/11 R, 114 R, 411, 428; 294/137, 149, 150, 159, 165, 166, 169, 171

(56) **References Cited**

U.S. PATENT DOCUMENTS

D. 325,156	*	4/1992	Sweeny	D9/434
D. 362,181		9/1995	Meyers et al.	294/171
D. 369,745		5/1996	Kitazaki	594/171
D. 406,170	*	2/1999	Wolff	D19/65
D. 428,921	*	8/2000	Saylor et al.	D19/65
D. 436,036	*	1/2001	Manseau et al.	D9/434
1,226,403		5/1917	Snyder	295/171
2,287,329		6/1942	Santa Mria et al.	294/171
2,294,197		8/1942	Moore et al.	294/171
2,448,894	*	9/1948	Laus	294/171
2,556,189		6/1951	Johnson	294/25
3,800,361		4/1974	Stauffer	383/13

4,004,722	1/1977	Olivier	383/13
4,590,640	5/1986	Enerson	294/171
4,846,519	7/1989	Leonard	294/171
4,890,355	1/1990	Schulten	294/171
4,932,702	6/1990	Sweeney	383/13
4,936,619	6/1990	Salazar	383/13
4,982,989	1/1991	Sweeney	383/13
5,026,105	6/1991	Feldman	383/13
5,364,148	11/1994	Bartocci	294/171
5,411,307	5/1995	Roberts	294/171
5,527,076	6/1996	Randels	264/25
5,658,029	8/1997	Franko	294/171
5,735,019	4/1998	Kerr et al.	294/171
5,738,401	4/1998	Fan	294/171

* cited by examiner

Primary Examiner—Cathron C. Brooks

(74) *Attorney, Agent, or Firm*—Anthony L. Meola

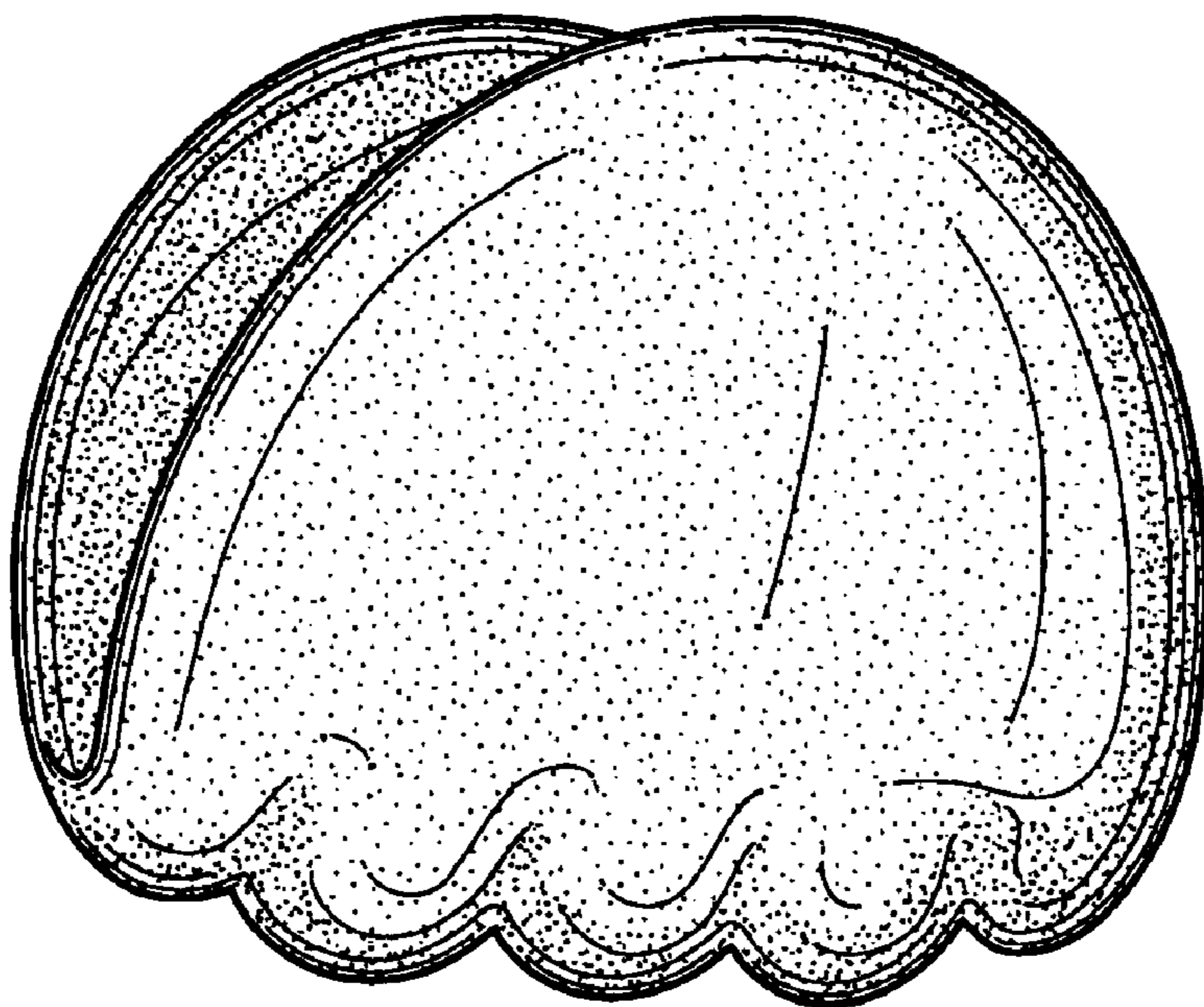
(57) **CLAIM**

The ornamental design for a bag carrying handle, as shown and described.

DESCRIPTION

FIG. 1 is a perspective view of the bag carrying handle; FIG. 2 is a left side view of the bag carrying handle shown in FIG. 1, the right side view being a mirror image thereof; FIG. 3 is a front view of the bag carrying handle shown in FIG. 1; FIG. 4; is a rear view of the bag carrying handle shown in FIG. 1; FIG. 5 is a top view of the bag carrying handle shown in FIG. 1; and, FIG. 6 is a bottom view of the bag carrying handle shown in FIG. 1.

1 Claim, 2 Drawing Sheets



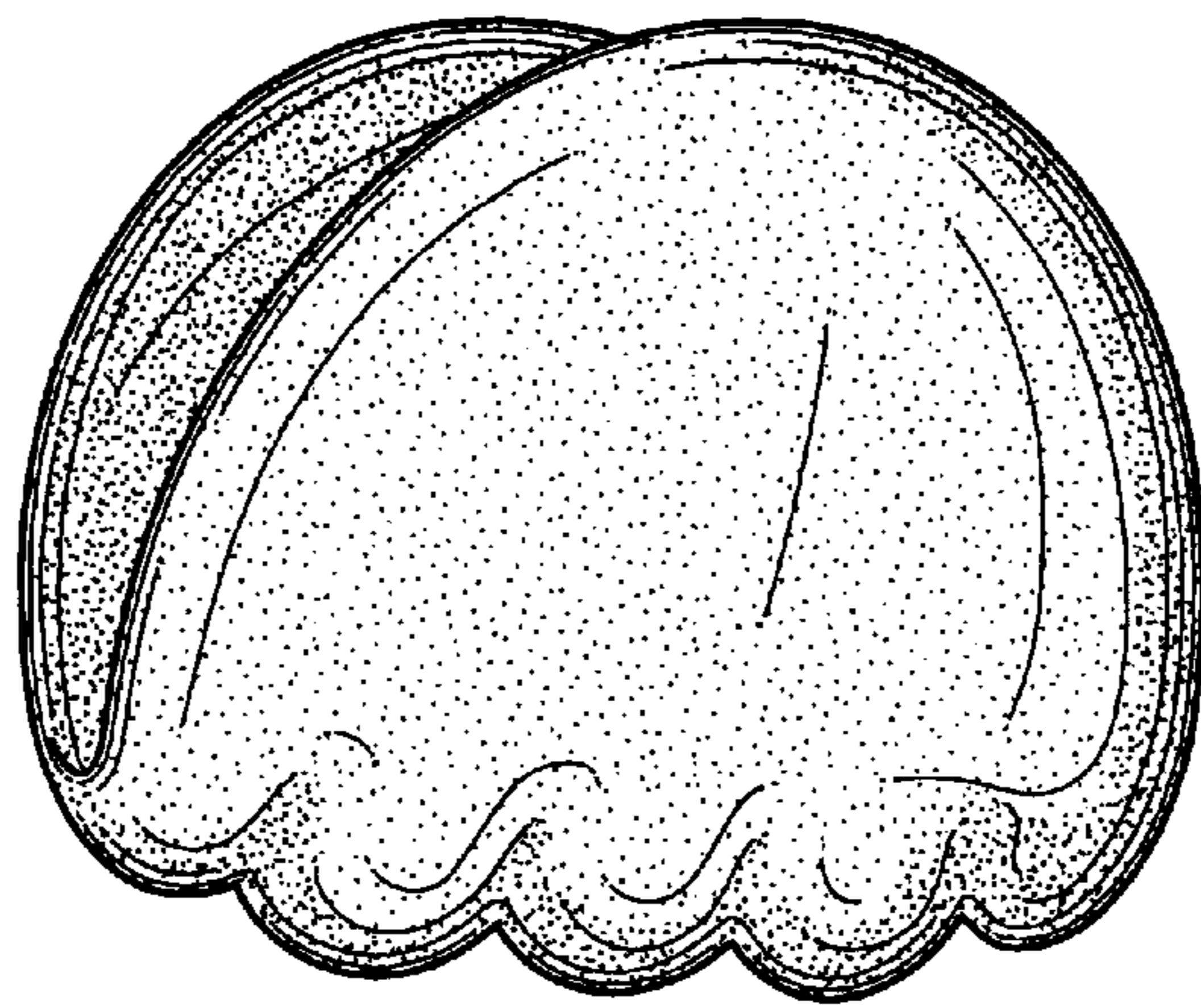


FIG. 1

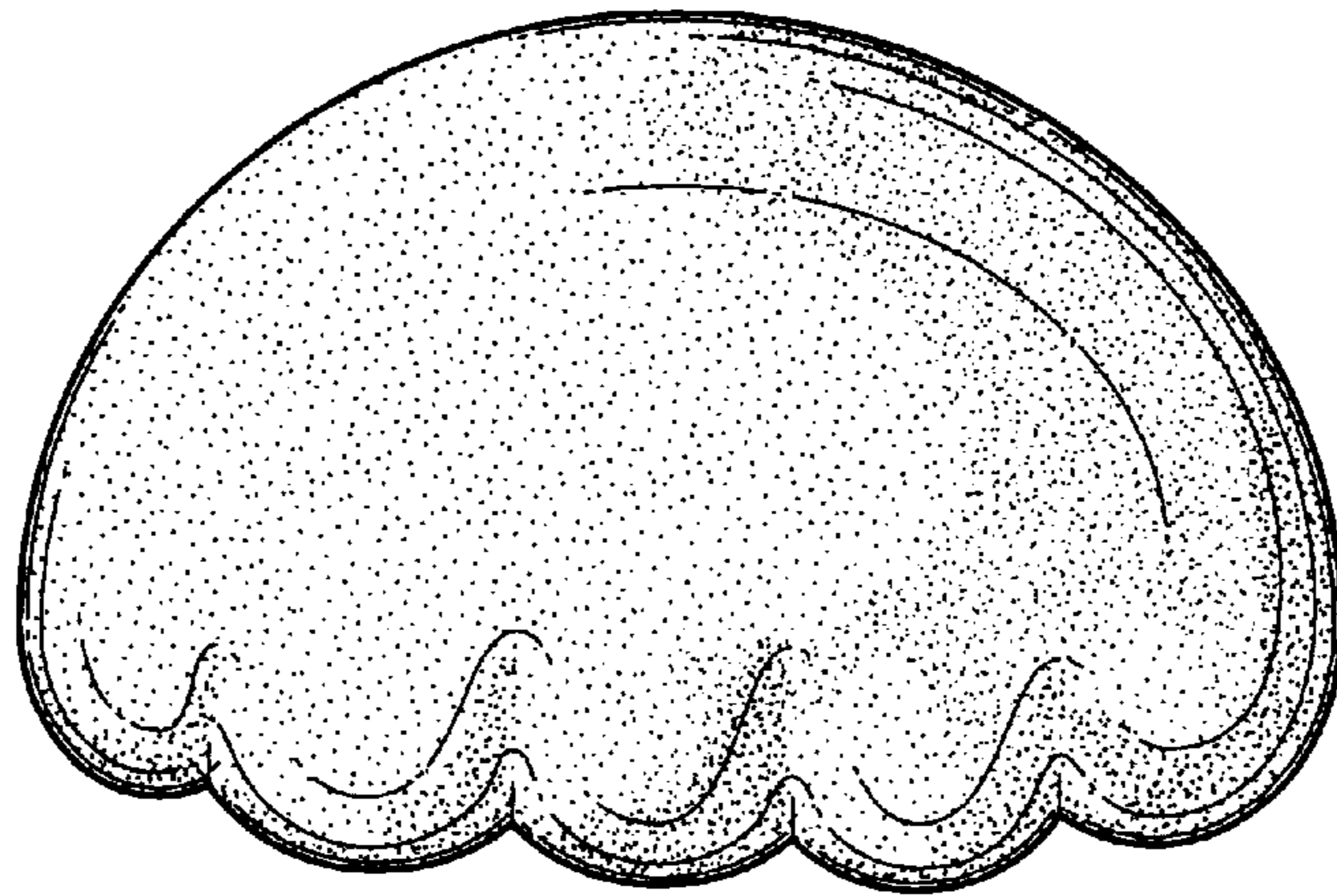


FIG. 2




FIG. 3




FIG. 4

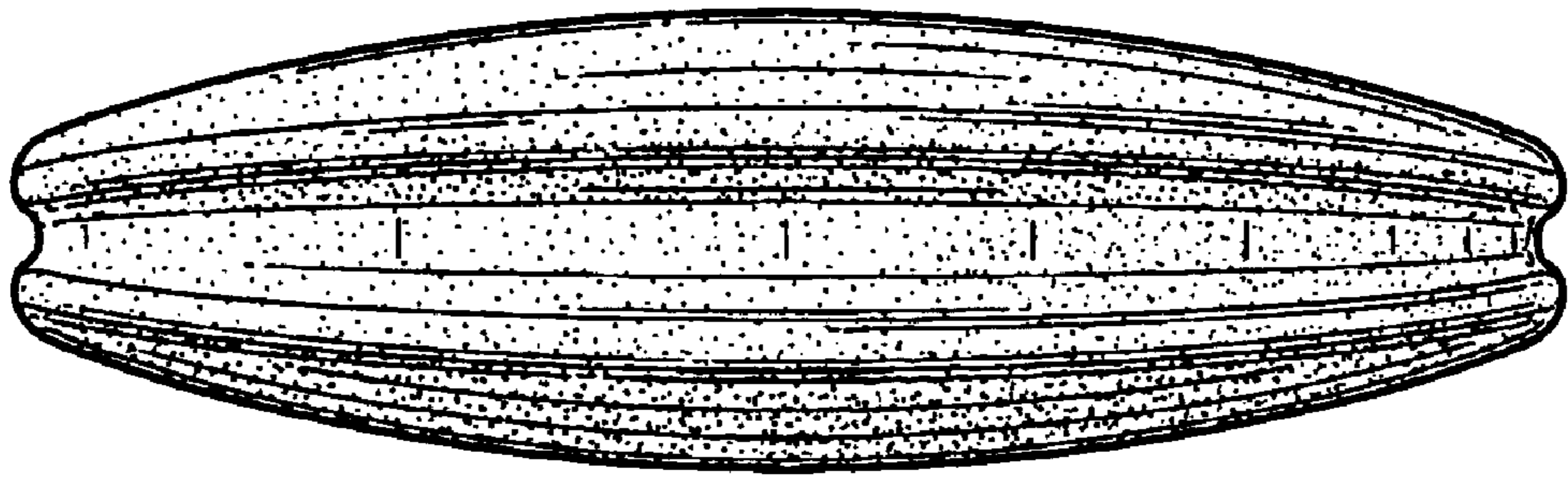


FIG. 5

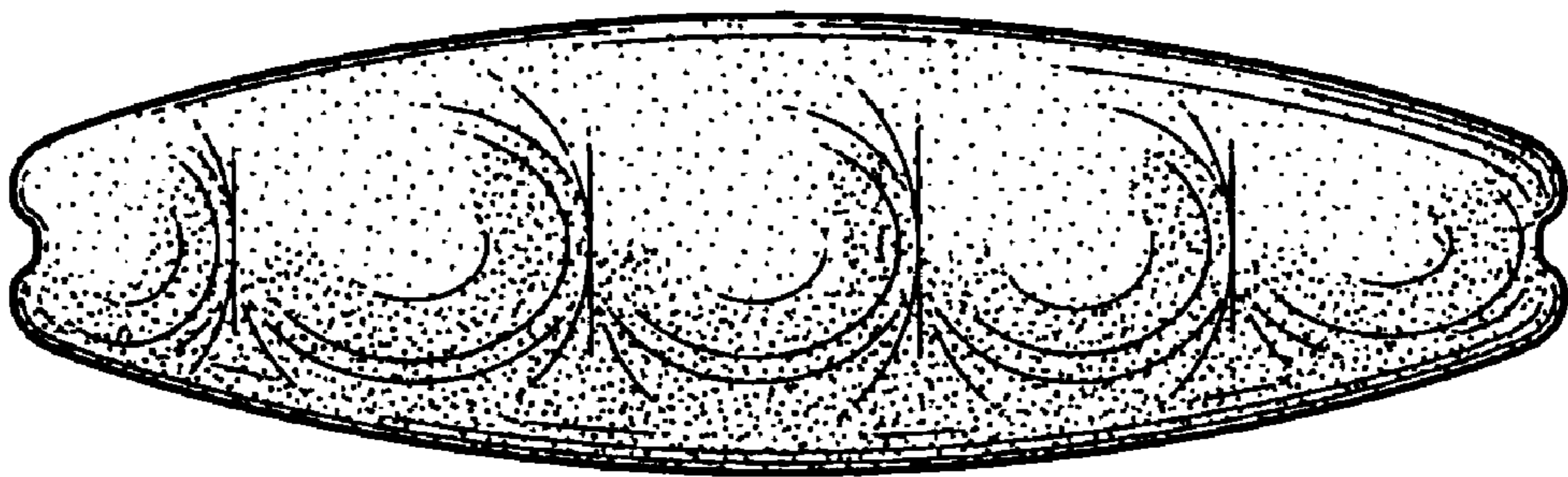


FIG. 6