



US00D448991B1

(12) **United States Design Patent**
Zettle et al.

(10) **Patent No.:** **US D448,991 S**

(45) **Date of Patent:** **** Oct. 9, 2001**

(54) **CONTAINER**

(75) **Inventors:** **Jeffrey J. Zettle**, Bay, MI (US);
Richard T. Steichen, Elk River, MN (US)

(73) **Assignee:** **S. C. Johnson Home Storage, Inc.**,
Racine, WI (US)

(**) **Term:** **14 Years**

(21) **Appl. No.:** **29/127,701**

(22) **Filed:** **Aug. 10, 2000**

(51) **LOC (7) Cl.** **09-03**

(52) **U.S. Cl.** **D9/425; D9/423**

(58) **Field of Search** D9/414, 420-426,
D9/428, 429, 432, 337; D7/629, 601; 206/508,
518, 216, 541, 521, 523; 220/556, 315,
780, 793, 4.21-4.27, 790, 791, 801, 805;
229/406, 407, 4.5, 902, 938; 426/107, 109,
113, 120

(56) **References Cited**

U.S. PATENT DOCUMENTS

- D. 284,727 7/1986 Gerber .
- D. 305,409 1/1990 Michaud .
- D. 339,744 * 9/1993 Seppala D9/425
- D. 381,264 * 7/1997 Lippincott D9/425 X
- D. 386,075 11/1997 Hayes et al. .
- D. 387,272 12/1997 Lippincott .
- D. 388,325 * 12/1997 Tucker et al. D9/425
- D. 390,109 * 2/1998 Tucker et al. D9/425

- D. 411,714 6/1999 Wilson et al. .
- D. 411,741 6/1999 Wilson et al. .
- D. 419,394 1/2000 Wilson et al. .
- D. 419,829 2/2000 Wilson et al. .
- D. 428,310 7/2000 Zettle et al. .
- D. 440,830 4/2001 Tucker et al. 7/1
- D. 443,184 6/2001 Maxwell et al. 7/1
- 3,447,714 * 6/1969 Elliot 206/508
- 4,113,095 * 9/1978 Dietz et al. 206/518
- 4,809,868 * 3/1989 Pomroy 220/260
- 4,819,824 * 4/1989 Longbottom et al. 220/783
- 5,624,051 * 4/1997 Ahern, Jr. et al. 220/556
- 5,833,116 * 11/1998 Guillin 220/783
- 5,992,679 11/1999 Porchia et al. .
- 6,032,827 3/2000 Zettle et al. .

* cited by examiner

Primary Examiner—Prabhakar Deshmukh

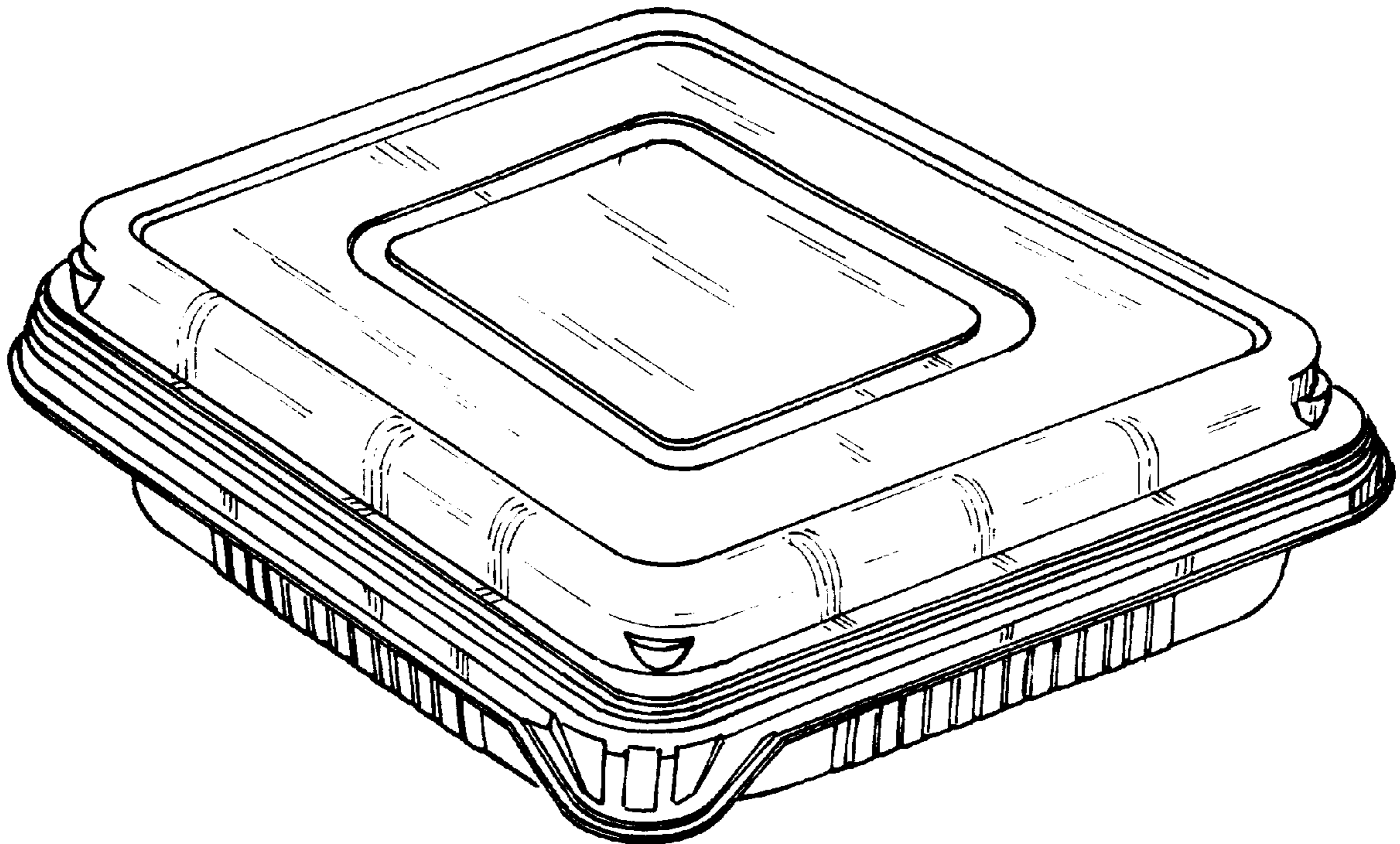
(57) **CLAIM**

The ornamental design for the container, as shown and described.

DESCRIPTION

FIG. 1 is a ¾ perspective view from above and to one side of container showing the new design.
 FIG. 2 is a top plan view of the container of FIG. 1.
 FIG. 3 is a bottom plan view of the container of FIG. 1.
 FIG. 4 is a left side view of the container of FIG. 1.
 FIG. 5 is a right side view of the container of FIG. 1.
 FIG. 6 is a front view of the container of FIG. 1; and,
 FIG. 7 is a back view of the container of FIG. 1.

1 Claim, 3 Drawing Sheets



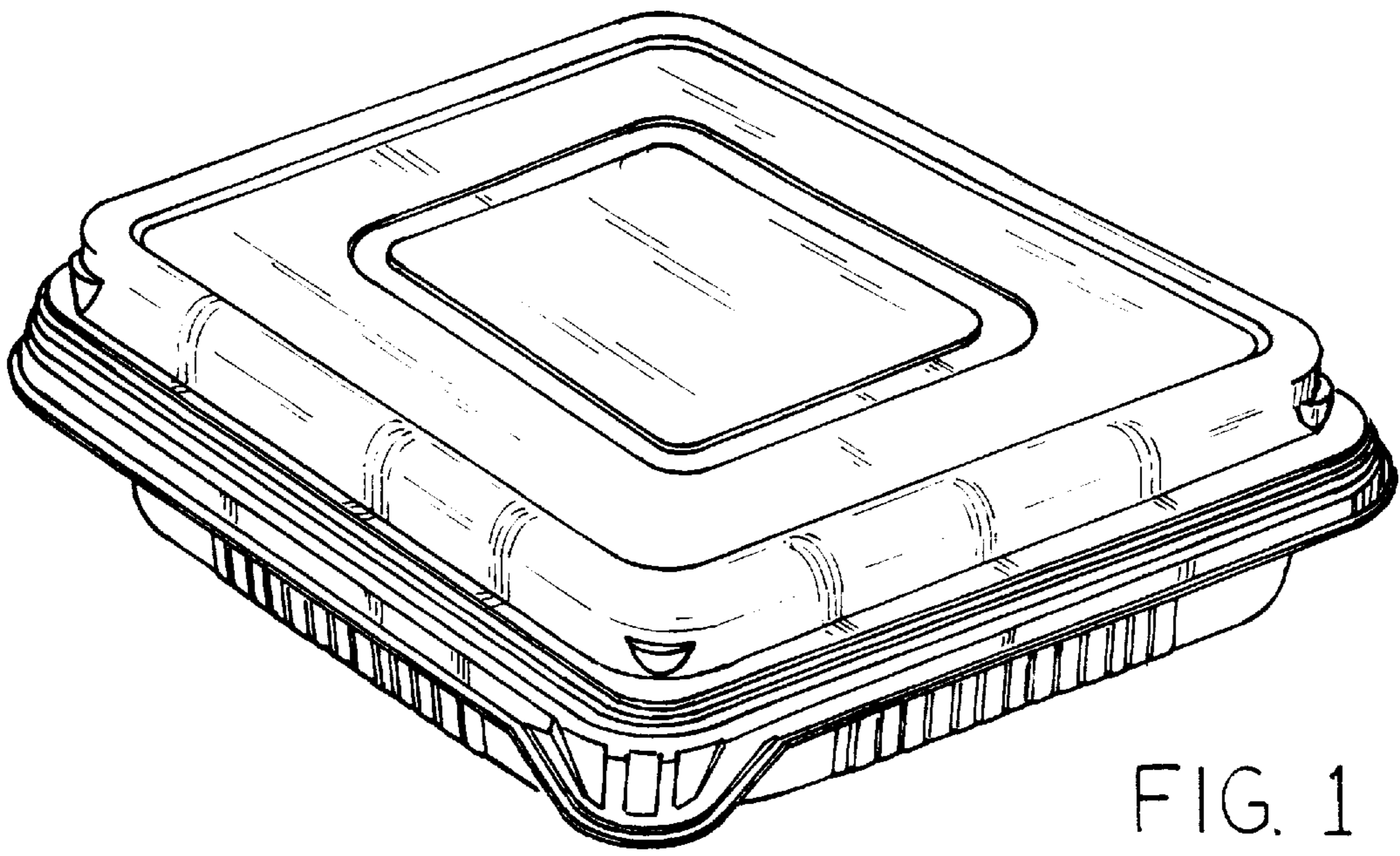


FIG. 1

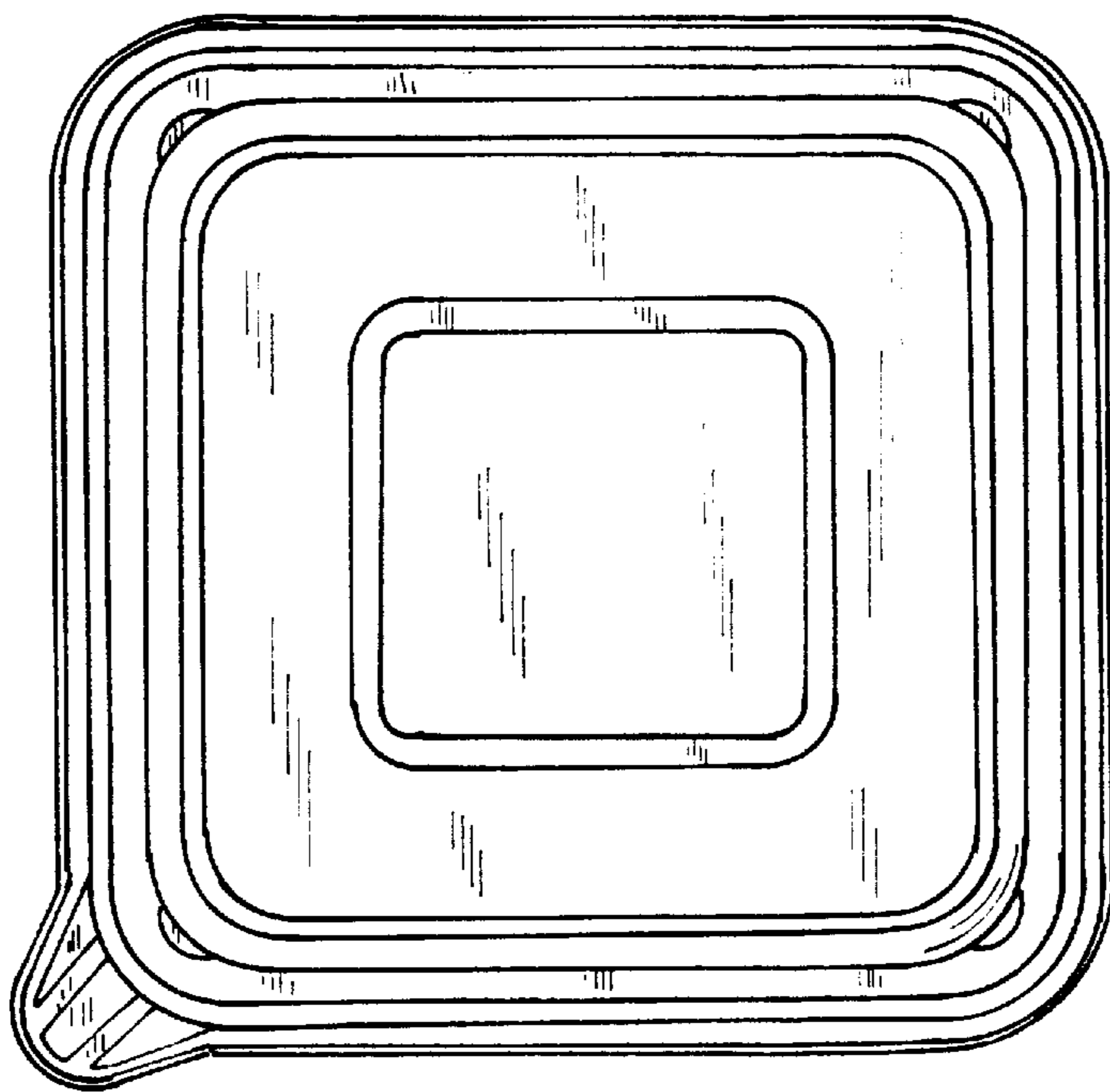


FIG. 2

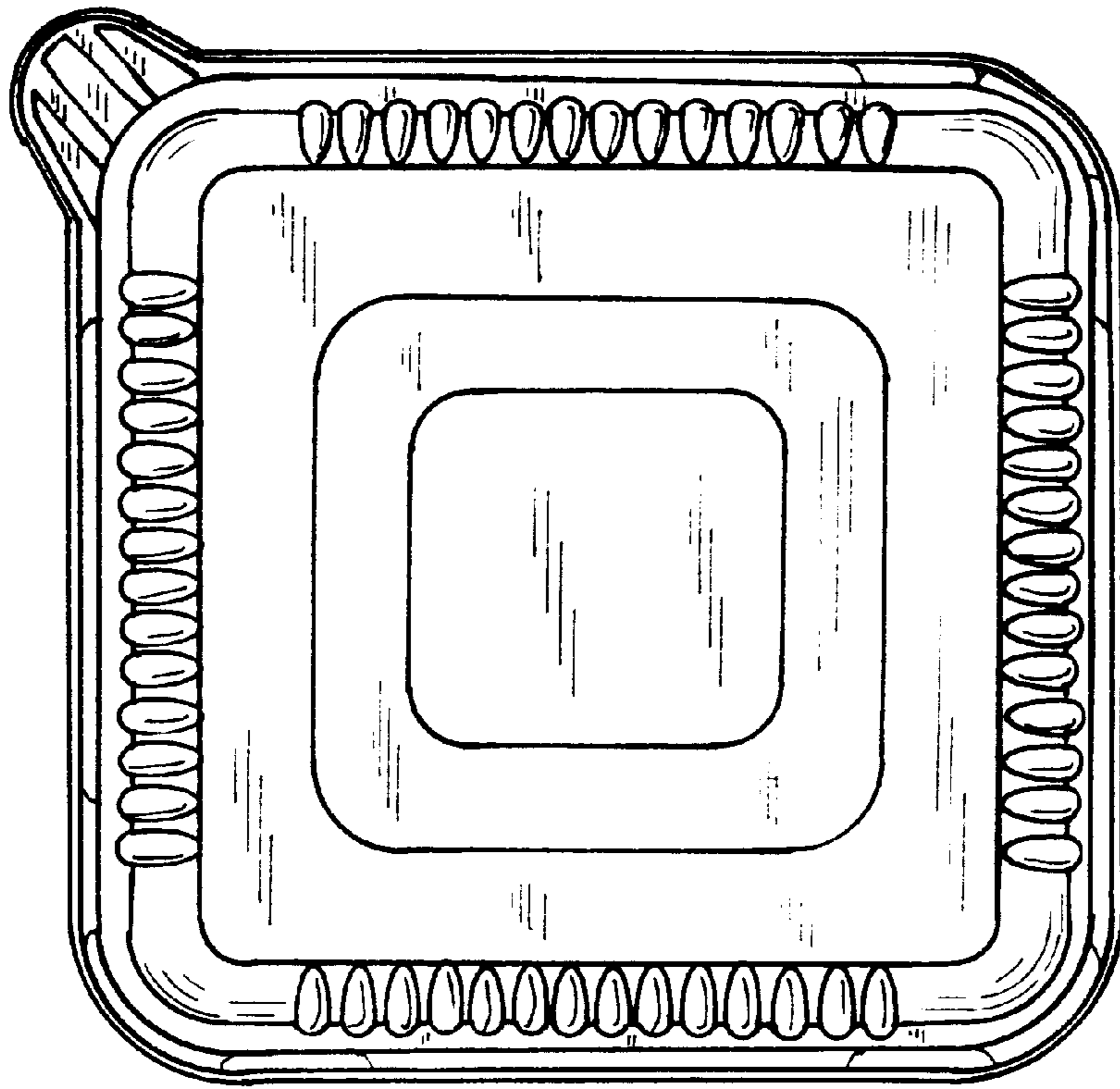


FIG. 3

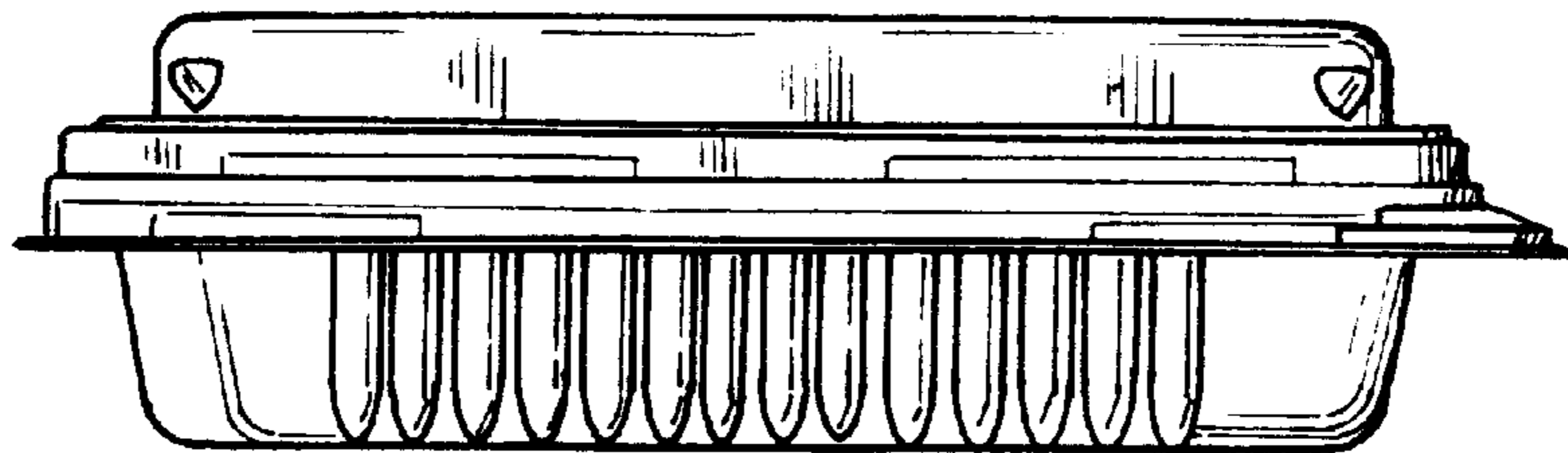


FIG. 4

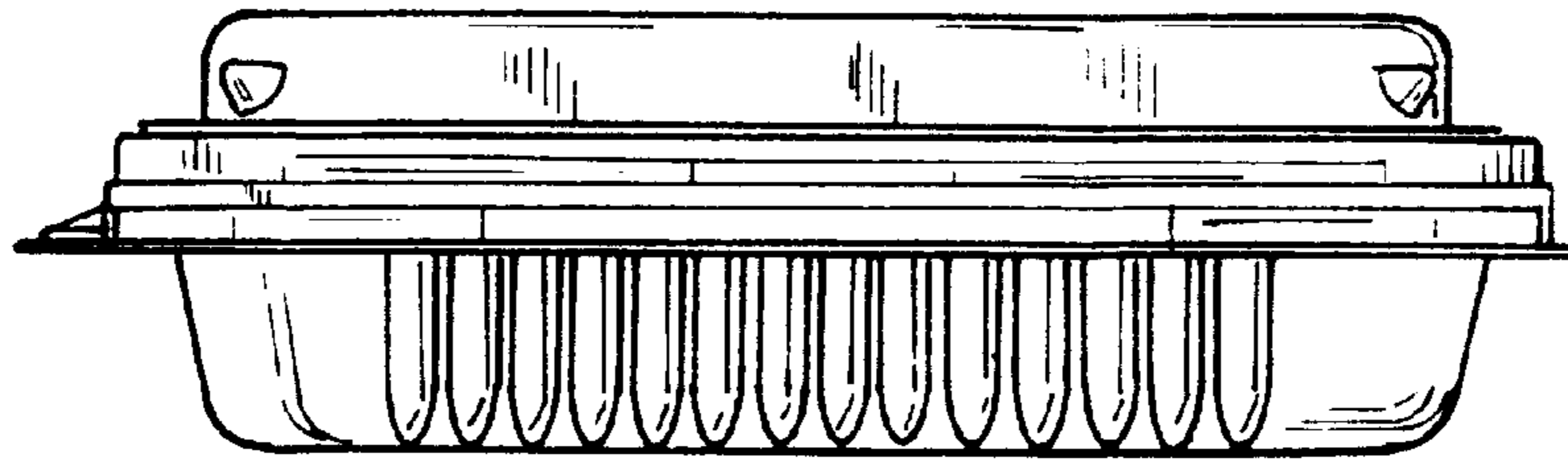


FIG. 5

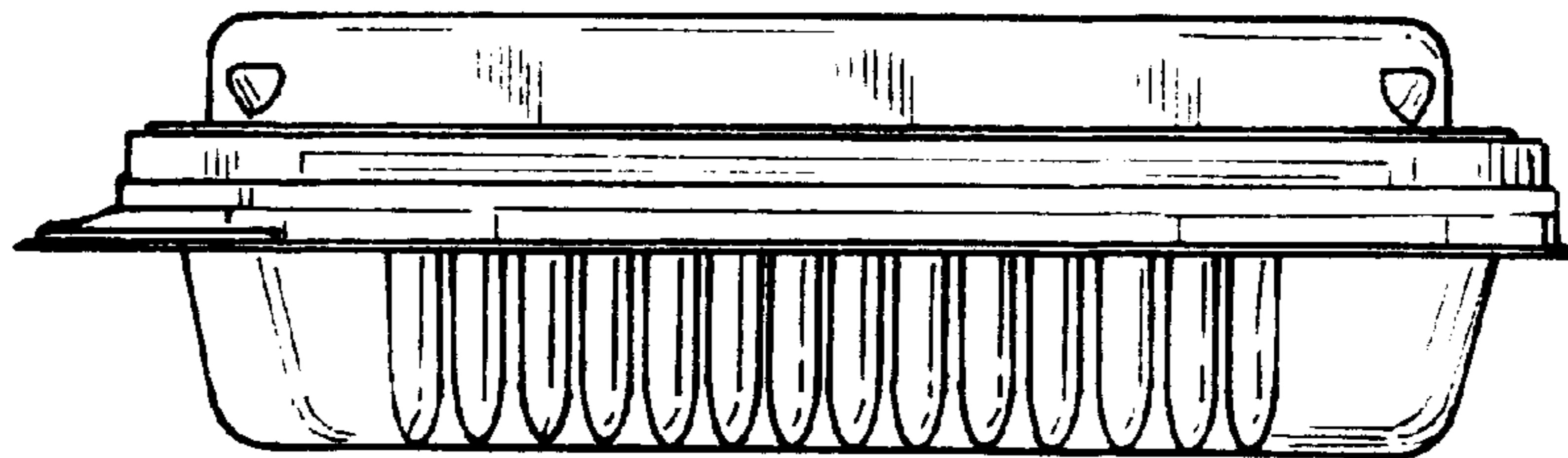


FIG. 6

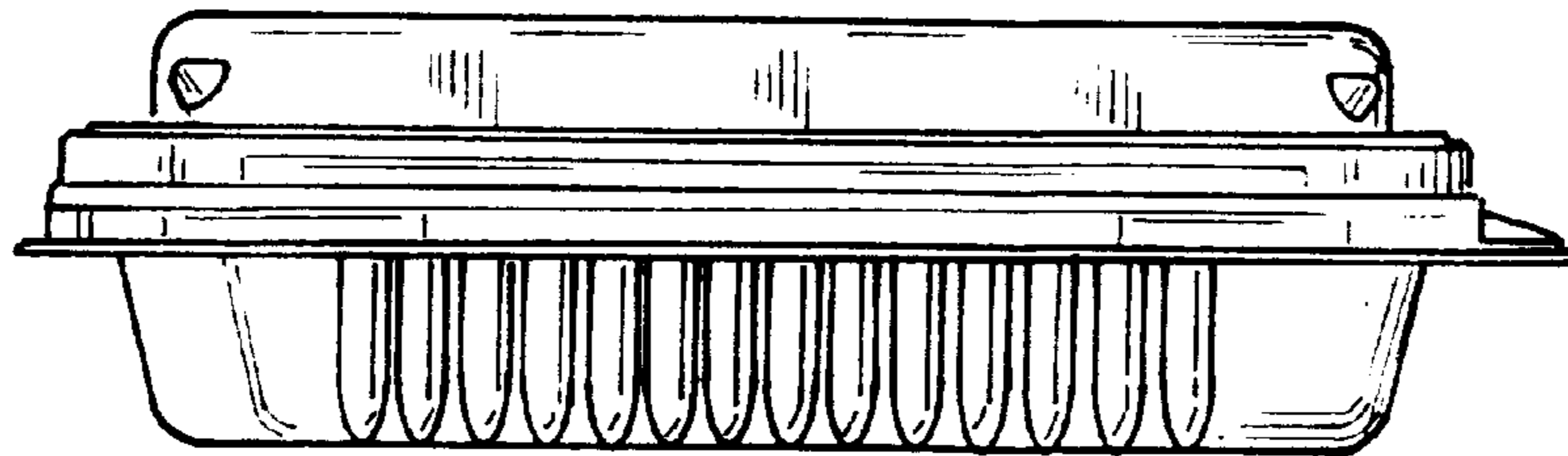


FIG. 7