



US00D448982B1

(12) **United States Design Patent**
Trempala

(10) **Patent No.:** **US D448,982 S**

(45) **Date of Patent:** **** Oct. 9, 2001**

(54) **CONTOURED SOCKET HEAD FOR A KEY**

(75) Inventor: **Dohn J. Trempala**, Corona del Mar, CA (US)

(73) Assignee: **Knox Company**, Irvine, CA (US)

(**) Term: **14 Years**

(21) Appl. No.: **29/129,929**

(22) Filed: **Sep. 25, 2000**

3,855,882	12/1974	Wittmann .
3,914,966	10/1975	Bello .
4,172,606	10/1979	Howe .
4,184,516	1/1980	Oesterritter et al. .
4,526,193	7/1985	Drach .
4,527,407	7/1985	Shanklin .
4,651,771	3/1987	Borenstein et al. .
4,674,306	6/1987	Halpern .
5,549,133	8/1996	Sigelakis .
5,588,460	12/1996	Meneses .
5,632,301	5/1997	Julicher .
5,803,110	9/1998	Segal .

Related U.S. Application Data

(62) Division of application No. 29/110,116, filed on Aug. 31, 1999, now Pat. No. Des. 440,838, which is a continuation of application No. 09/247,665, filed on Feb. 9, 1999

(60) Provisional application No. 60/047,156, filed on Feb. 9, 1998.

(51) **LOC (7) Cl.** **08-05**

(52) **U.S. Cl.** **D8/21; D8/347**

(58) **Field of Search** D8/21-29; 81/121.1, 81/124.7, 176.15, 460, 461

(56) **References Cited**

U.S. PATENT DOCUMENTS

D. 192,653	8/1962	Madeira .
D. 206,455	12/1966	Thompson .
D. 400,769	11/1998	Duke .
737,667	9/1903	Schunck .
2,463,138	3/1949	Bamberg .
2,777,353	1/1957	Willis .
3,136,148	6/1964	Nehls .
3,695,139	10/1972	Howe .

Primary Examiner—Raphael Barkai

(74) *Attorney, Agent, or Firm*—Knobbe, Martens, Olson & Bear, LLP

(57) **CLAIM**

The ornamental design for a contoured socket head for a key, as shown and described.

DESCRIPTION

FIG. 1 is a perspective view of a contoured socket head for a key showing my new design;

FIG. 2 is left side sectional view thereof, the right side sectional view being a mirror image;

FIG. 3 is a bottom side sectional view thereof;

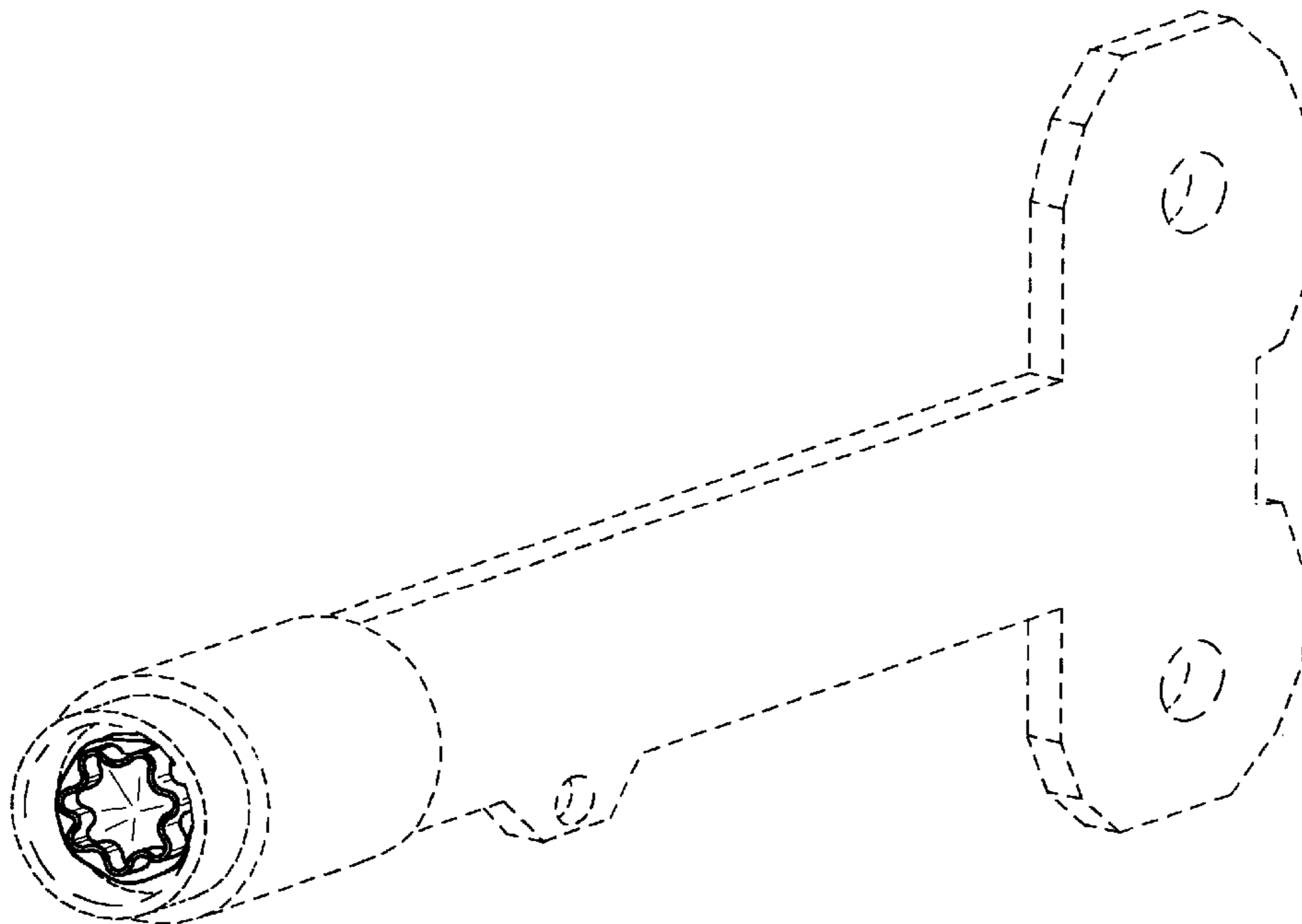
FIG. 4 is a top side sectional view thereof;

FIG. 5 is a handle end view thereof; and,

FIG. 6 is a socket end view thereof.

The elements illustrated in dashed lines in the accompanying drawings are considered enviromental and do not form a part of the claim design.

1 Claim, 2 Drawing Sheets



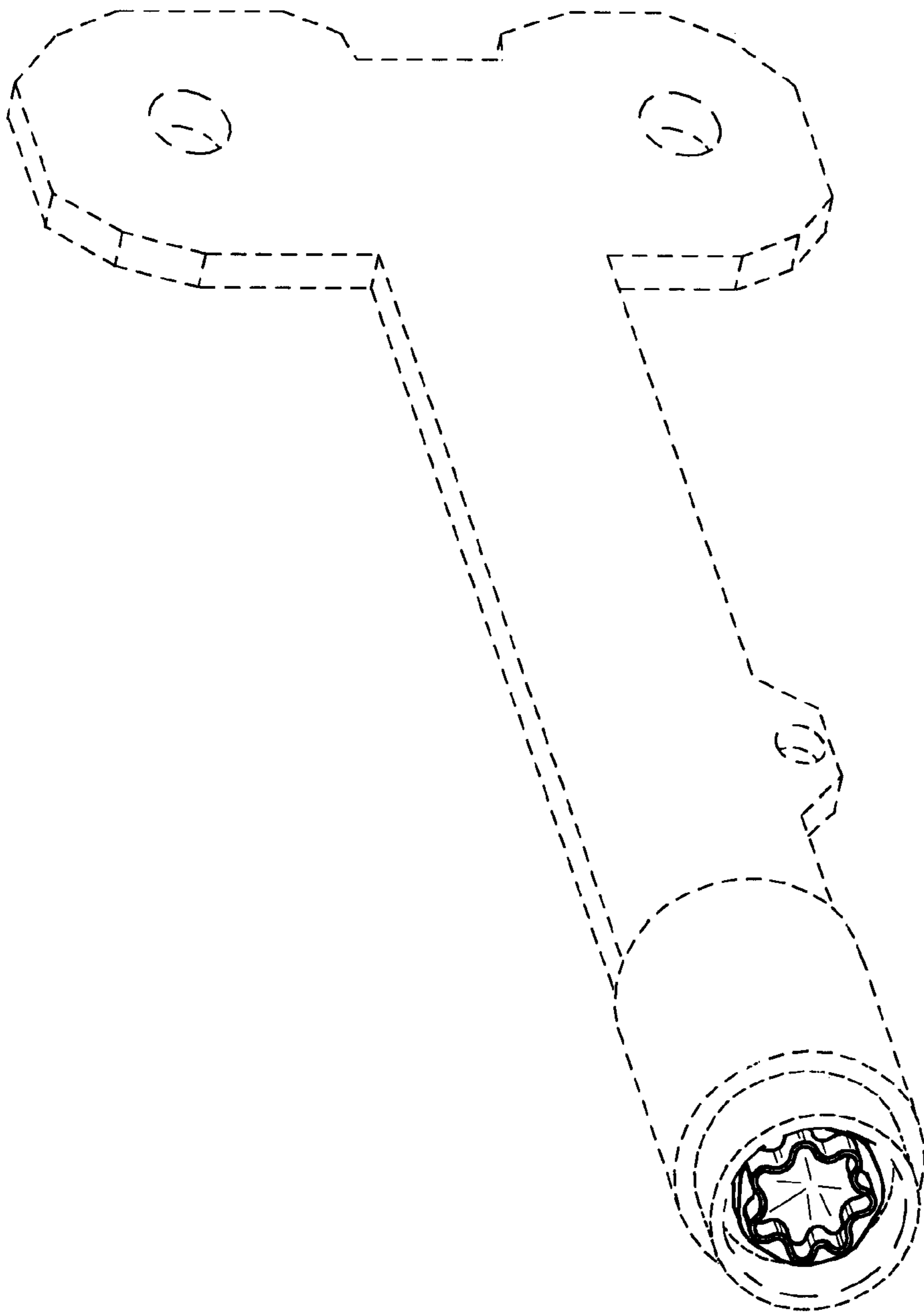


FIG. 1




FIG. 4

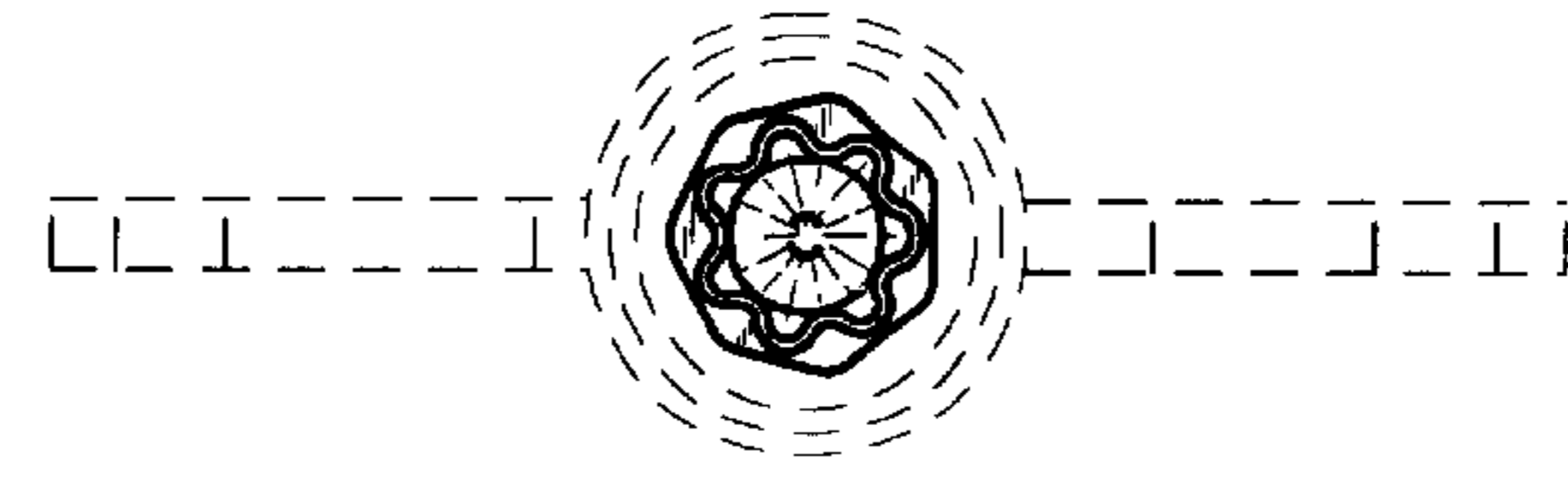


FIG. 6

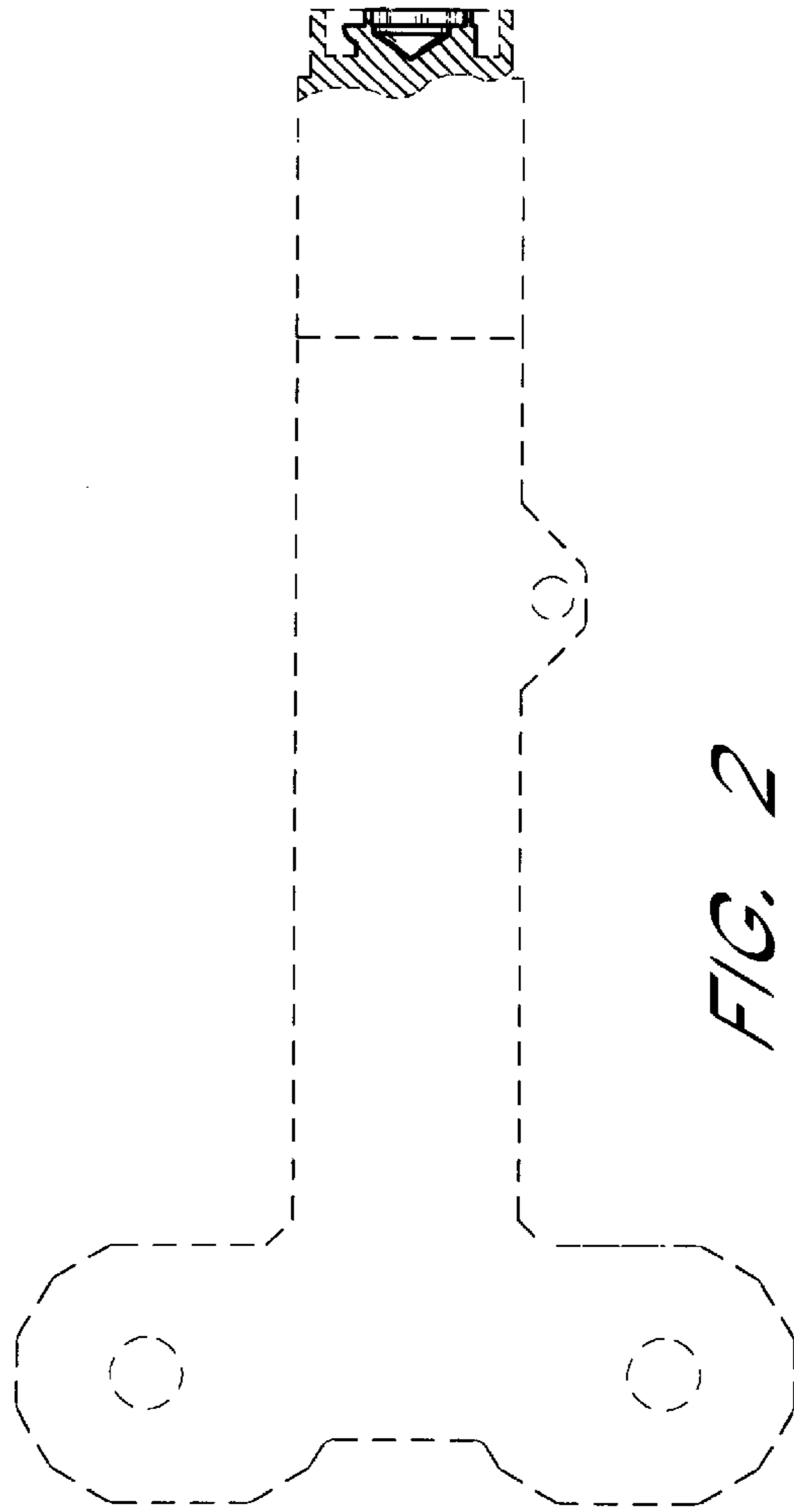


FIG. 2

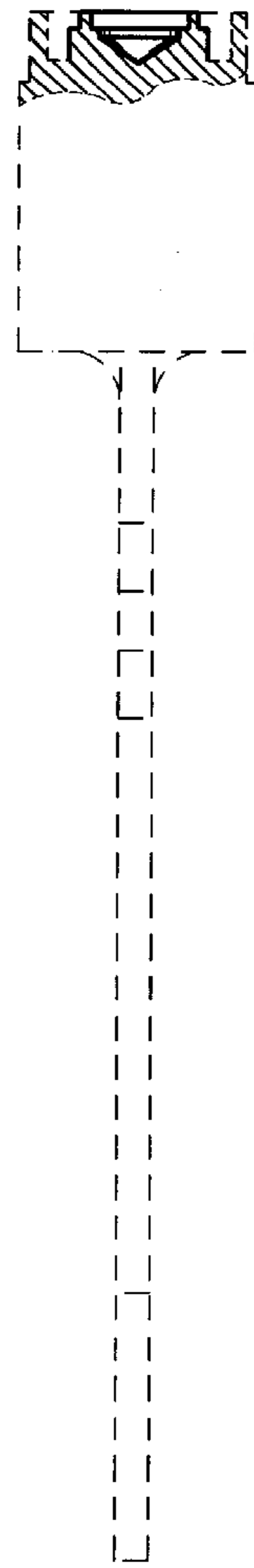


FIG. 3

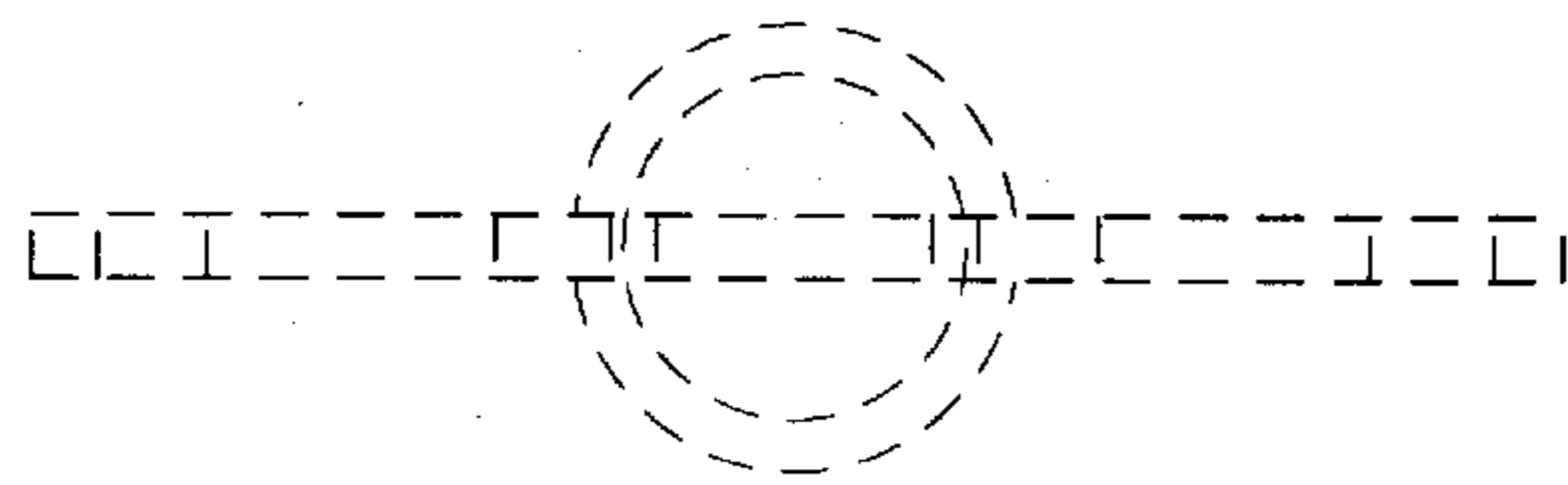


FIG. 5