



US00D448952B1

(12) **United States Design Patent**
O'Hare et al.

(10) **Patent No.:** **US D448,952 S**

(45) **Date of Patent:** **** Oct. 9, 2001**

(54) **TABLE**

(75) Inventors: **Timothy Michael O'Hare; Scott Mark Risdon**, both of Greensboro; **Shawn Christopher Stanton**, High Point, all of NC (US)

(73) Assignee: **Bernhardt, L.L.C.**, Lenoir, NC (US)

(**) Term: **14 Years**

(21) Appl. No.: **29/131,004**

(22) Filed: **Oct. 12, 2000**

(51) **LOC (7) Cl.** **06-03**

(52) **U.S. Cl.** **D6/484**

(58) **Field of Search** D6/480-489, 495-499, D6/511; 108/153.1, 157.1, 155, 156, 161; 248/188, 188.1, 188.8

(56) **References Cited**

U.S. PATENT DOCUMENTS

- D. 224,194 * 7/1972 Logan D6/484
- D. 291,950 * 9/1987 Keller D6/430

- D. 344,421 * 2/1994 Keller D6/484
- D. 346,082 * 4/1994 Ward D6/484
- D. 434,583 * 12/2000 Hutton D6/484

OTHER PUBLICATIONS

Co-pending application Ser. No. 139,179 filed Mar. 26, 2001.

* cited by examiner

Primary Examiner—Janice E. Seeger

(74) *Attorney, Agent, or Firm*—MacCord Mason PLLC

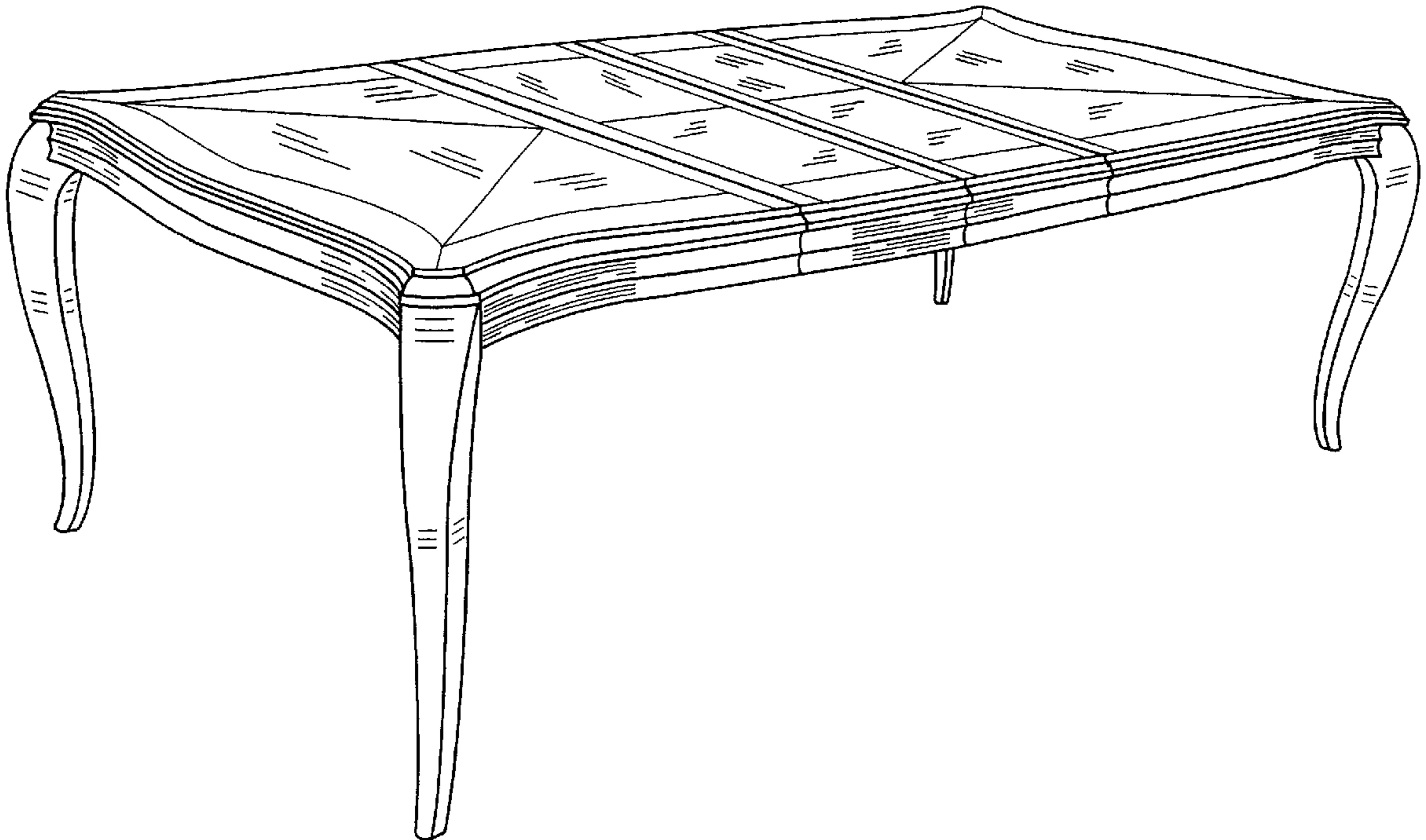
(57) **CLAIM**

The ornamental design for a table, as shown and described.

DESCRIPTION

FIG. 1 is a perspective view of a table showing my new design;
 FIG. 2 is a side view, the opposite side being a mirror image thereof;
 FIG. 3 is an end view, the opposite end being a mirror image thereof; and,
 FIG. 4 is a top view thereof.

1 Claim, 3 Drawing Sheets



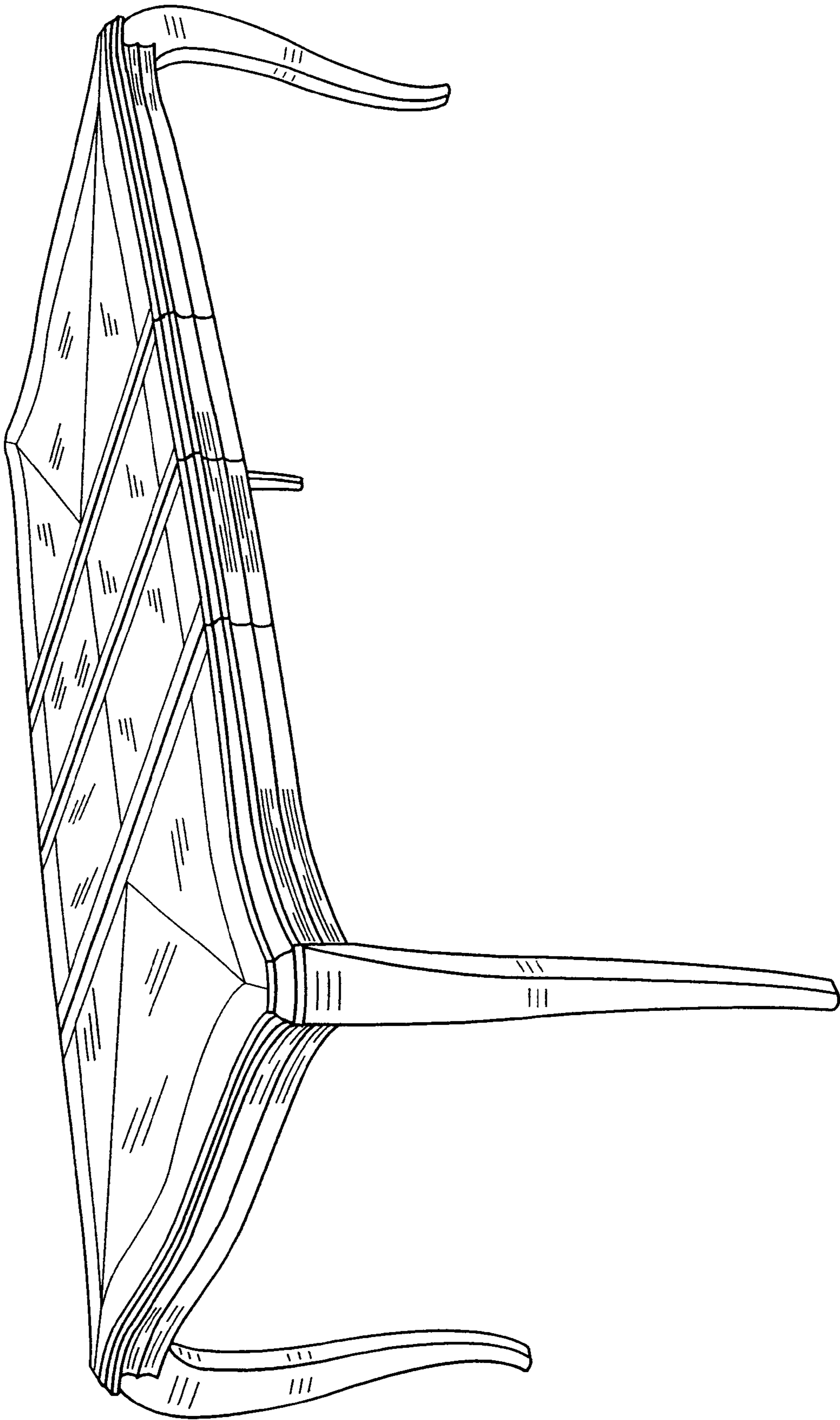


FIG. 1




FIG. 2




FIG. 3

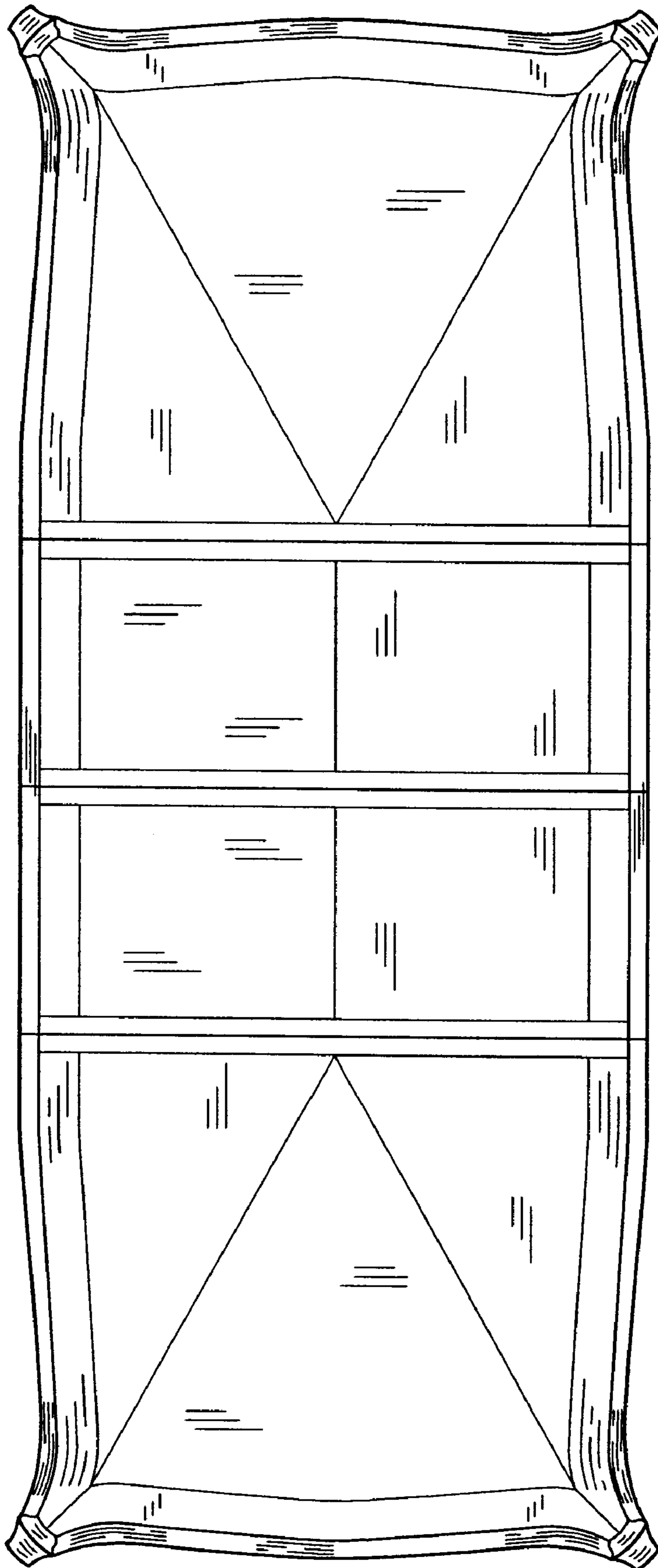


FIG. 4