



US00D448949B1

(12) **United States Design Patent**
O'Hare et al.

(10) **Patent No.:** **US D448,949 S**

(45) **Date of Patent:** **** Oct. 9, 2001**

(54) **CABINET**

(75) **Inventors:** **Timothy Michael O'Hare; Scott Mark Risdon**, both of Greensboro; **Shawn Christopher Stanton**, High Point, all of NC (US)

(73) **Assignee:** **Bernhardt, L.L.C.**, Lenoir, NC (US)

(**) **Term:** **14 Years**

(21) **Appl. No.:** **29/131,002**

(22) **Filed:** **Oct. 12, 2000**

(51) **LOC (7) Cl.** **06-04**

(52) **U.S. Cl.** **D6/438; D6/437**

(58) **Field of Search** D6/432, 436, 437,
D6/438, 439, 441; 312/204

(56) **References Cited**

U.S. PATENT DOCUMENTS

- D. 260,213 * 8/1981 Crespi D6/436
- D. 384,515 * 10/1997 Bergelin D6/437

- D. 390,719 * 2/1998 Walters, III et al. D6/438
- D. 400,731 * 11/1998 Kasuli D6/437
- D. 429,089 * 8/2000 Swensson et al. D6/437
- 6,220,681 * 4/2001 Swensson et al. 312/292

* cited by examiner

Primary Examiner—Cathron C. Brooks

(74) *Attorney, Agent, or Firm*—MacCord Mason PLLC

(57) **CLAIM**

The ornamental design for a cabinet, as shown and described.

DESCRIPTION


FIG. 1 is a perspective view of a cabinet showing my new design;

FIG. 2 is a front elevational view thereof; and,

FIG. 3 is a side view, the opposite side being a mirror image thereof.

The broken lines showing the door hardware and feet are for illustrative purposes only and forms no part of the claimed design.

1 Claim, 3 Drawing Sheets



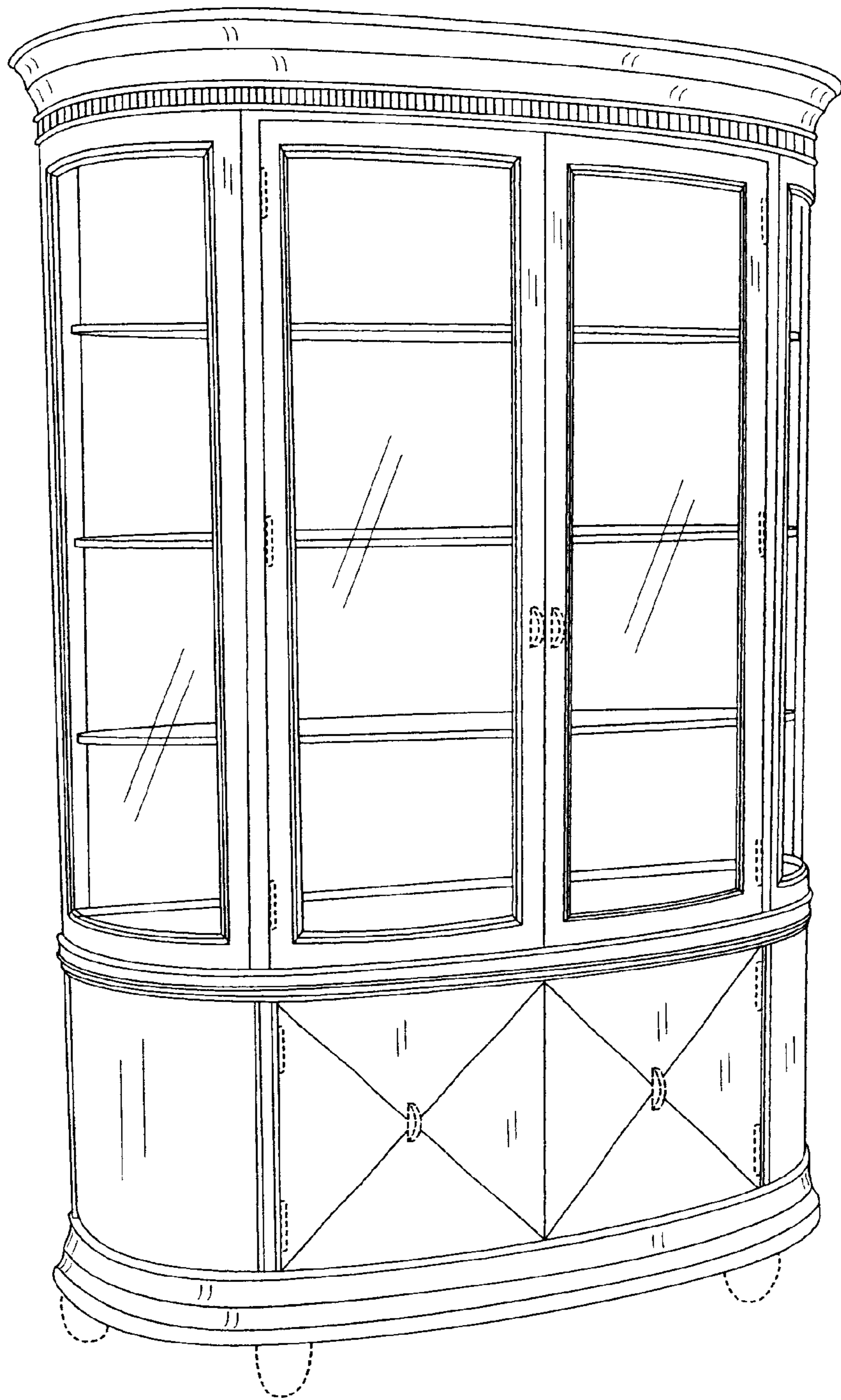


FIG. 1




FIG.2

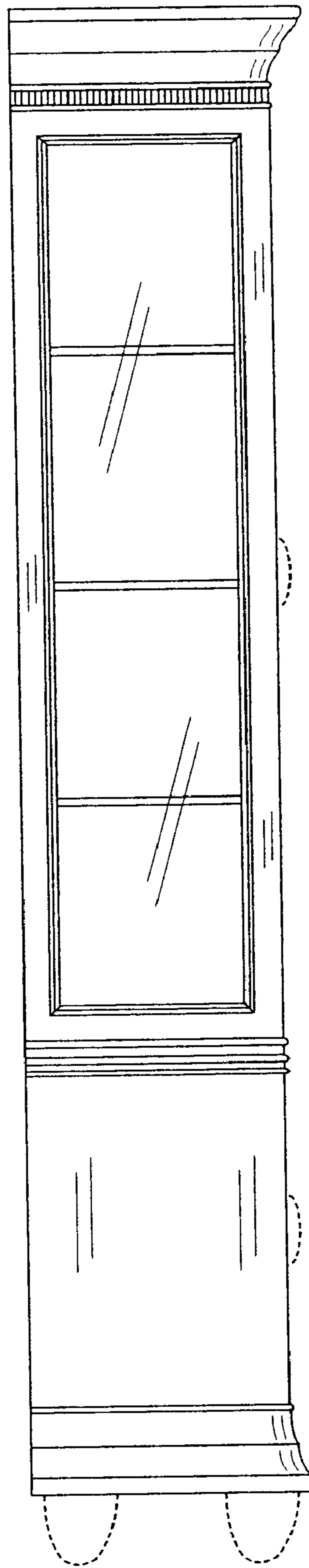


FIG.3