



US00D448947B1

(12) **United States Design Patent**  
**McDaniel et al.**

(10) **Patent No.:** **US D448,947 S**

(45) **Date of Patent:** **\*\* Oct. 9, 2001**

(54) **BED**

D. 401,432 \* 11/1998 Lowery ..... D6/389  
D. 423,245 \* 4/2000 McDaniel et al. .... D6/389

(75) Inventors: **Thomas M. McDaniel; D. Scott Coley,**  
both of Morganton, NC (US)

\* cited by examiner

(73) Assignee: **Bernhardt, L.L.C.,** Lenoir, NC (US)

*Primary Examiner*—Janice E. Seeger

(74) *Attorney, Agent, or Firm*—Rhodes & Mason, PLLC

(\*\*) Term: **14 Years**

(57) **CLAIM**

(21) Appl. No.: **29/131,030**

The ornamental design for a bed, as shown and described.

(22) Filed: **Oct. 13, 2000**

**DESCRIPTION**

(51) **LOC (7) Cl.** ..... **06-01**

(52) **U.S. Cl.** ..... **D6/389**

(58) **Field of Search** ..... D6/382–387, 389,  
D6/392–395, 505–508; 5/53.1, 279.1, 280,  
281, 907, 414, 113

FIG. 1 is a left front perspective view of a bed showing my new design;

FIG. 2 is a side elevational view broken in the middle to show undetermined length, the opposite side view being a mirror image thereof;

FIG. 3 is a front elevational view thereof; and,

FIG. 4 is a rear partial perspective view looking at the footboard.

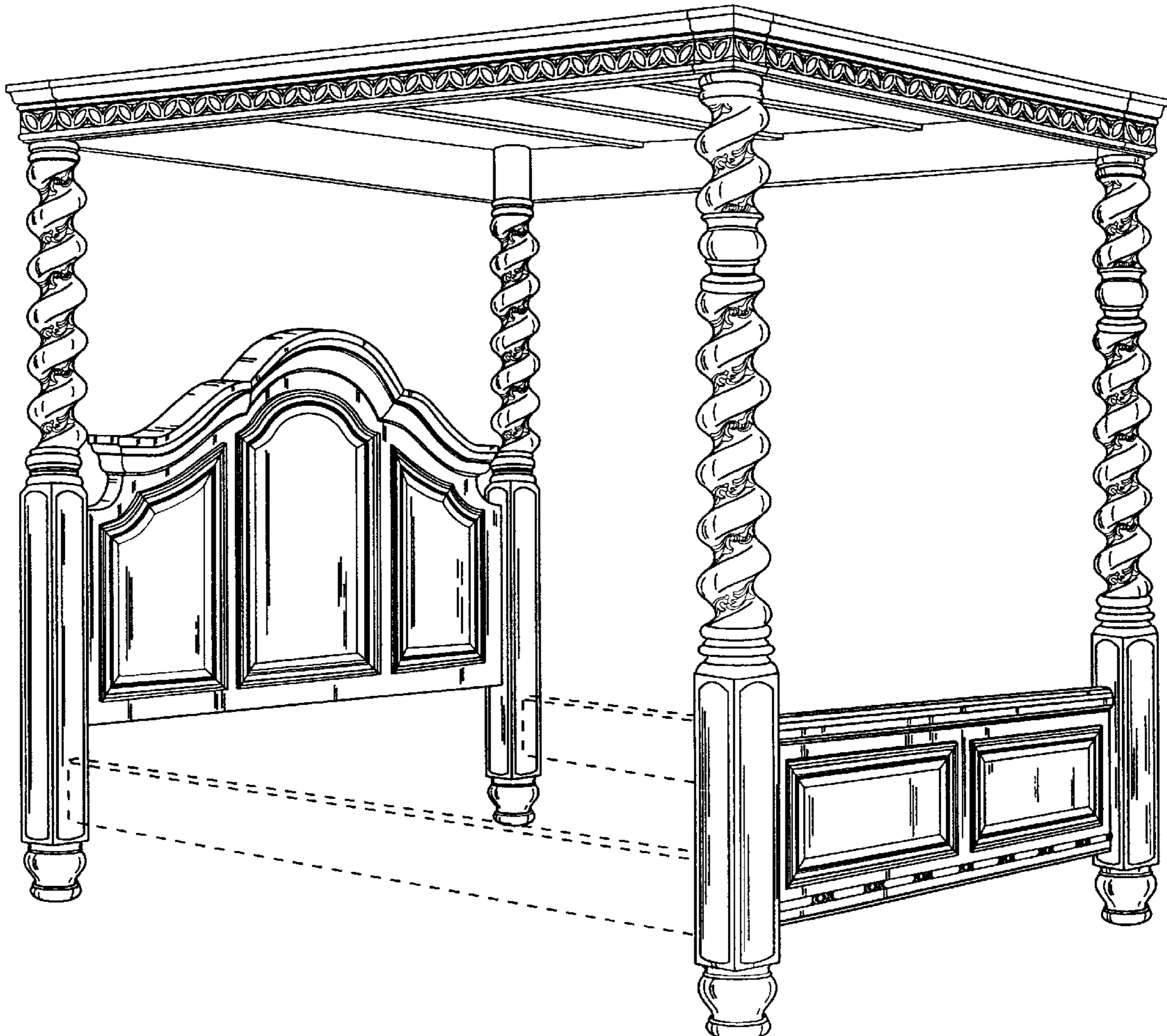
The broken lines showing the bed rails is for illustrative purposes only and forms no part of the claimed design.

(56) **References Cited**

**U.S. PATENT DOCUMENTS**

D. 345,263 \* 3/1994 Keller ..... D6/389  
D. 371,253 \* 7/1996 Keller ..... D6/389  
D. 376,054 \* 12/1996 Bergelin ..... D6/389

**1 Claim, 4 Drawing Sheets**



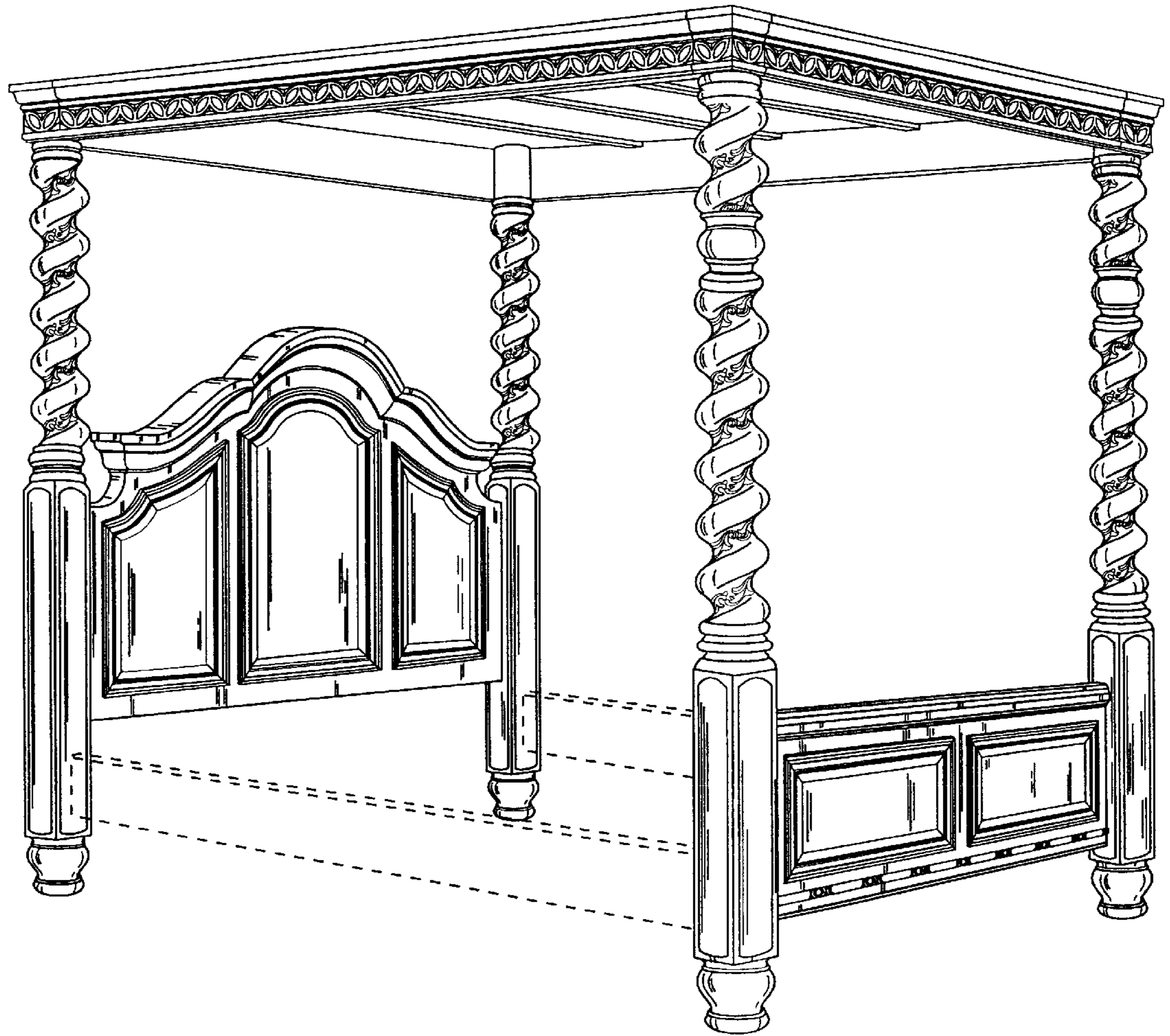


FIG. 1






FIG.2



**FIG. 3**



**FIG.4**