



US00D448943B1

(12) **United States Design Patent**
McDaniel et al.

(10) **Patent No.:** **US D448,943 S**

(45) **Date of Patent:** **** Oct. 9, 2001**

(54) **CHAIR**

(75) Inventors: **Thomas M. McDaniel; D. Scott Coley,**
both of Morganton, NC (US)

(73) Assignee: **Bernhardt, L.L.C.,** Lenoir, NC (US)

(**) Term: **14 Years**

(21) Appl. No.: **29/131,081**

(22) Filed: **Oct. 13, 2000**

(51) **LOC (7) Cl.** **06-01**

(52) **U.S. Cl.** **D6/379; D6/380**

(58) **Field of Search** **D6/334, 358, 374,**
D6/379, 380, 500, 501, 502; 297/445.1,
446.1

(56) **References Cited**

U.S. PATENT DOCUMENTS

- D. 351,511 * 10/1994 Ferguson D6/379
- D. 383,617 * 9/1997 Estapé et al. D6/380

OTHER PUBLICATIONS

Chairs & Couches by Curtis, p. 14, chair at bottom right,
©1977.*

Chairs & Couches by Curtis, p. 24, chair at top left, ©1977.*

* cited by examiner

Primary Examiner—Gary D. Watson

(74) *Attorney, Agent, or Firm*—MacCord Mason PLLC

(57) **CLAIM**

The ornamental design for a chair, as shown and described.

DESCRIPTION

FIG. 1 is a left front perspective view of a chair showing my new design;

FIG. 2 is a top front perspective view thereof;

FIG. 3 is a side perspective view, the opposite side being a mirror image thereof;

FIG. 4 is a rear perspective view;

FIG. 5 is a left front perspective view of a second embodiment of the chair without arms; and,

FIG. 6 is a side perspective view of the chair without arms.

1 Claim, 6 Drawing Sheets






FIG. 1




FIG.2

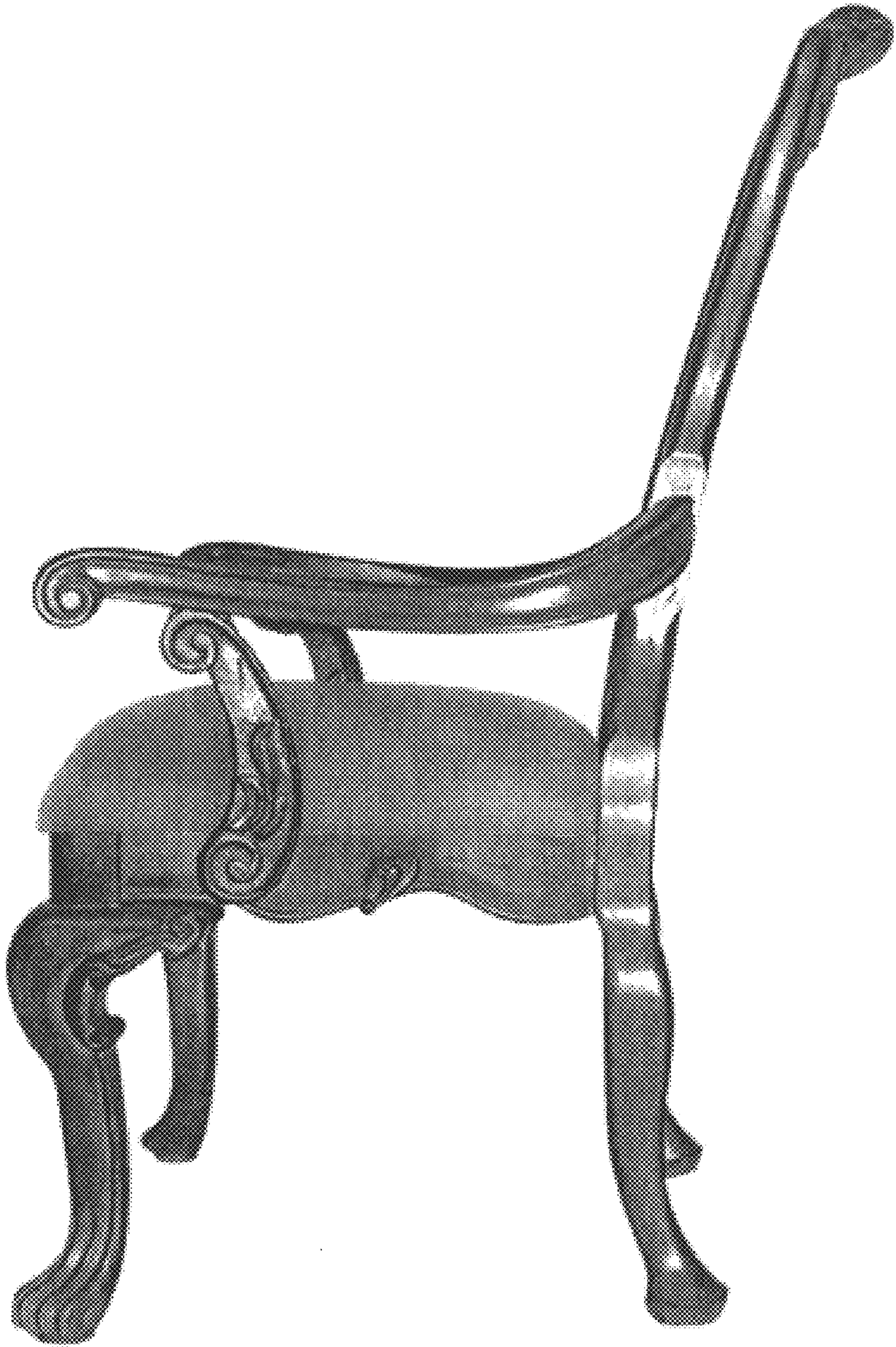


FIG. 3




FIG.4



FIG.5




FIG.6