



US00D448926B1

(12) **United States Design Patent**
Vazquez

(10) **Patent No.: US D448,926 S**

(45) **Date of Patent: ** Oct. 9, 2001**

(54) **CARRY BAG BODY WITH CIRCULAR POCKET**

(75) **Inventor: Maximino Vazquez, New York, NY (US)**

(73) **Assignee: Maxworld, Inc., New York, NY (US)**

(**) **Term: 14 Years**

4,171,048	10/1979	Ernst	206/390
4,196,534	4/1980	Shibamoto	40/10
4,301,849	11/1981	Litwack et al.	150/33
4,334,601	6/1982	Davis	190/44
4,468,933 *	9/1984	Christopher	383/40 X
4,515,300	5/1985	Cohen	224/151
4,674,664	6/1987	Simon	224/215
5,030,014	7/1991	Diamond et al.	383/127
5,050,999	9/1991	Van Loon, III	383/76

(List continued on next page.)

(21) **Appl. No.: 29/114,610**

(22) **Filed: Nov. 29, 1999**

(51) **LOC (7) Cl. 03-01**

(52) **U.S. Cl. D3/233**

(58) **Field of Search** D3/201, 216, 217, D3/232, 233, 234, 244, 245, 246, 303, 318; 150/100, 106, 107, 110, 111, 112, 115, 117, 118, 127, 128, 129, 130, 154, 900, 901; 190/1, 100, 103, 104, 105, 106, 107, 124, 125, 126, 127, 403; 383/2, 4, 12, 21, 28, 38, 39, 40, 41, 42, 71, 72, 93, 97, 105, 106

(56) **References Cited**

U.S. PATENT DOCUMENTS

D. 121,159	6/1940	Egerer .	
D. 159,214 *	7/1950	Klotz	D3/244
D. 279,529	7/1985	Denhoff	D6/474
D. 280,043	8/1985	Allen	D3/42
D. 280,044	8/1985	Allen	D3/48
D. 282,602	2/1986	Allen	D3/71
D. 284,425	7/1986	Allen	D3/71
291,447 *	1/1884	Wheeler	150/118
D. 369,467	5/1996	Cole	D3/300
D. 431,901 *	10/2000	Vazquez	D3/303 X
D. 433,807 *	11/2000	Vazquez	D3/232 X
1,600,633 *	9/1926	Hildebrand	383/2
1,850,920 *	3/1932	Calkins	383/38
2,710,639	6/1955	Farls	150/7
3,073,367	1/1963	Samara	150/2.1
3,746,066	7/1973	McIntyre	150/33
4,011,898	3/1977	Hubbard	150/35
4,148,347	4/1979	Seaman	150/1.7
4,153,146	5/1979	Patton et al.	190/44

Primary Examiner—Louis S. Zarfaz
Assistant Examiner—Monica A. Weingart
(74) *Attorney, Agent, or Firm*—Darby & Darby

(57) **CLAIM**

The ornamental design for a carry bag body with circular pocket, as shown and described.

DESCRIPTION

FIG. 1 is a front elevational view of a carry bag body with circular pocket having a first preselected fabric in at least one of a color and a pattern;

FIG. 2 is a rear elevational view thereof showing the circular pocket having an access, the circular pocket being in a second preselected fabric which coordinates with the first preselected fabric;

FIG. 3 is a left side view thereof, the right side view being a mirror image thereof;

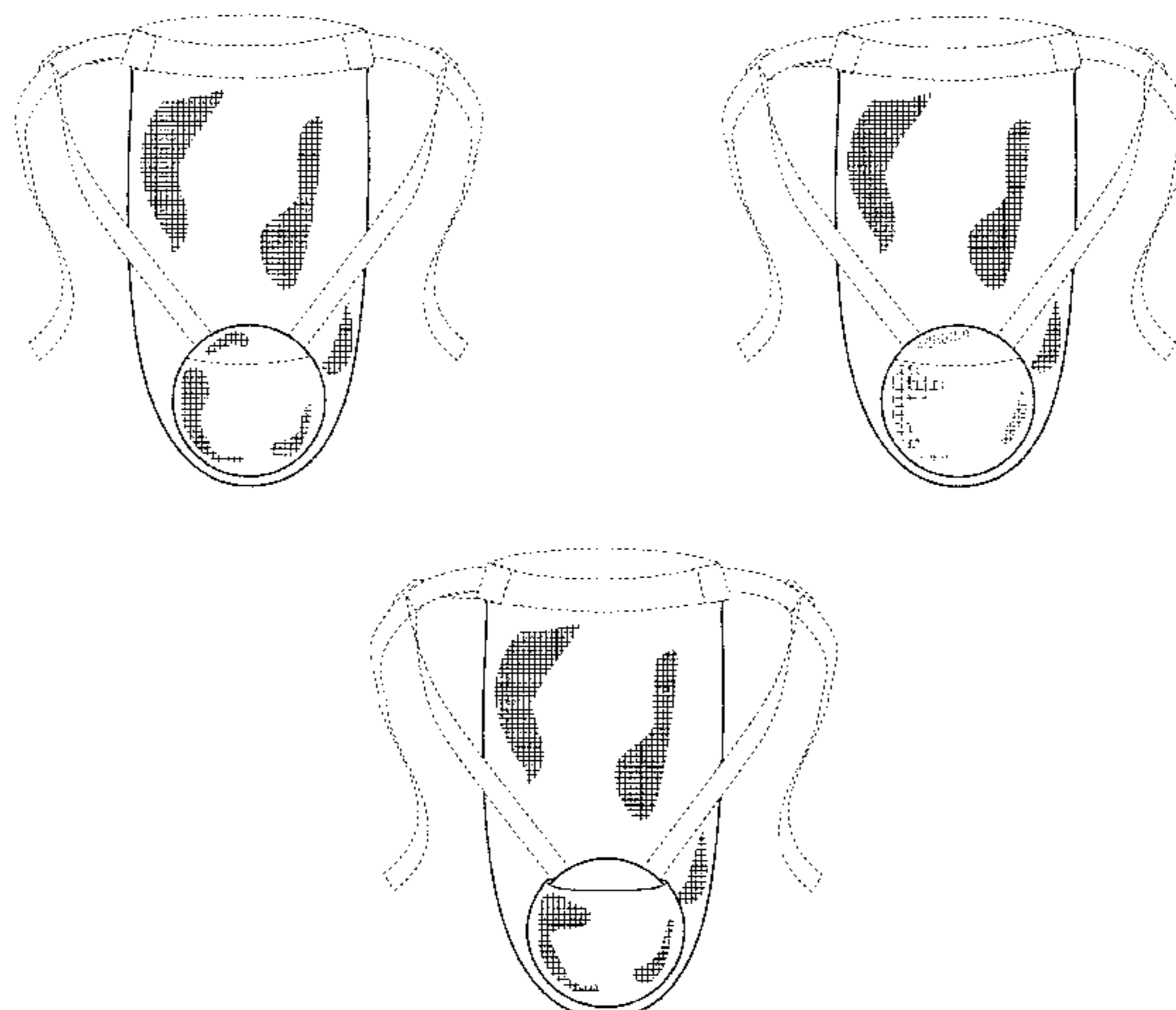
FIG. 4 is a bottom plan view thereof;

FIG. 5 is the rear elevational view of FIG. 2, now showing the circular pocket in a third preselected fabric which is different than the first preselected fabric; and,

FIG. 6 is the rear elevational view of FIG. 2, now showing the circular pocket in a three-quarter open-pocket configuration.

The broken lines showing hardware (e.g., the cinch strap portion and buckle, the carry strap portion, and buckle), the access to the circular pocket and the seams, as well as the position of the hardware relative to the claimed design and any other broken lines are to show the environment only and are not part of the claimed design.

1 Claim, 4 Drawing Sheets



US D448,926 S

Page 2

U.S. PATENT DOCUMENTS			
		5,526,907	6/1996 Trawick et al. 190/111
		5,544,792	8/1996 Arnwine 224/153
		5,692,660	12/1997 Stewart 224/581
5,127,536	7/1992	Cohen et al.	224/222
5,341,974	8/1994	Robinson et al.	224/215
5,472,280	12/1995	Rittmaster	383/6

* cited by examiner

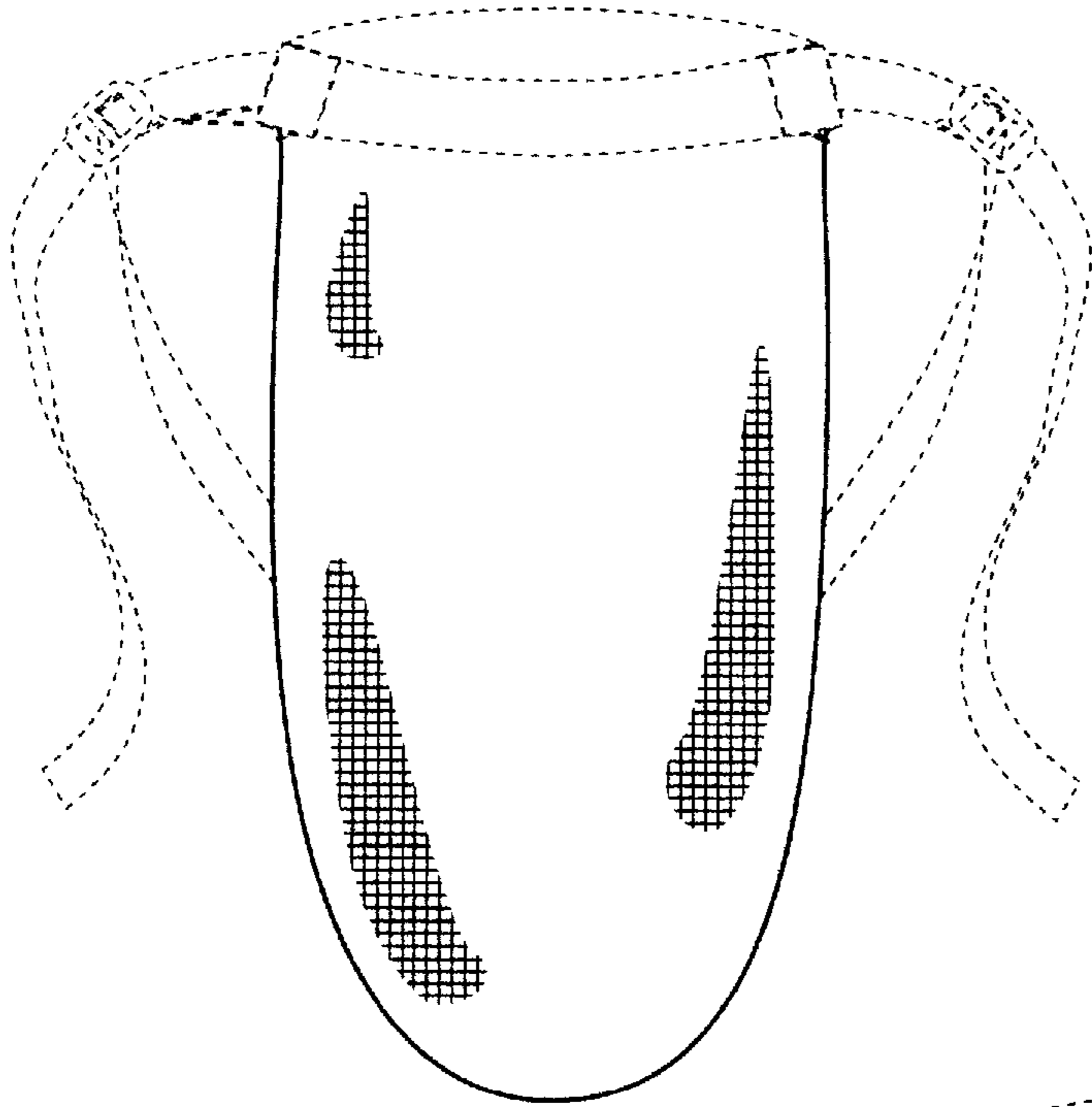


FIG. 1

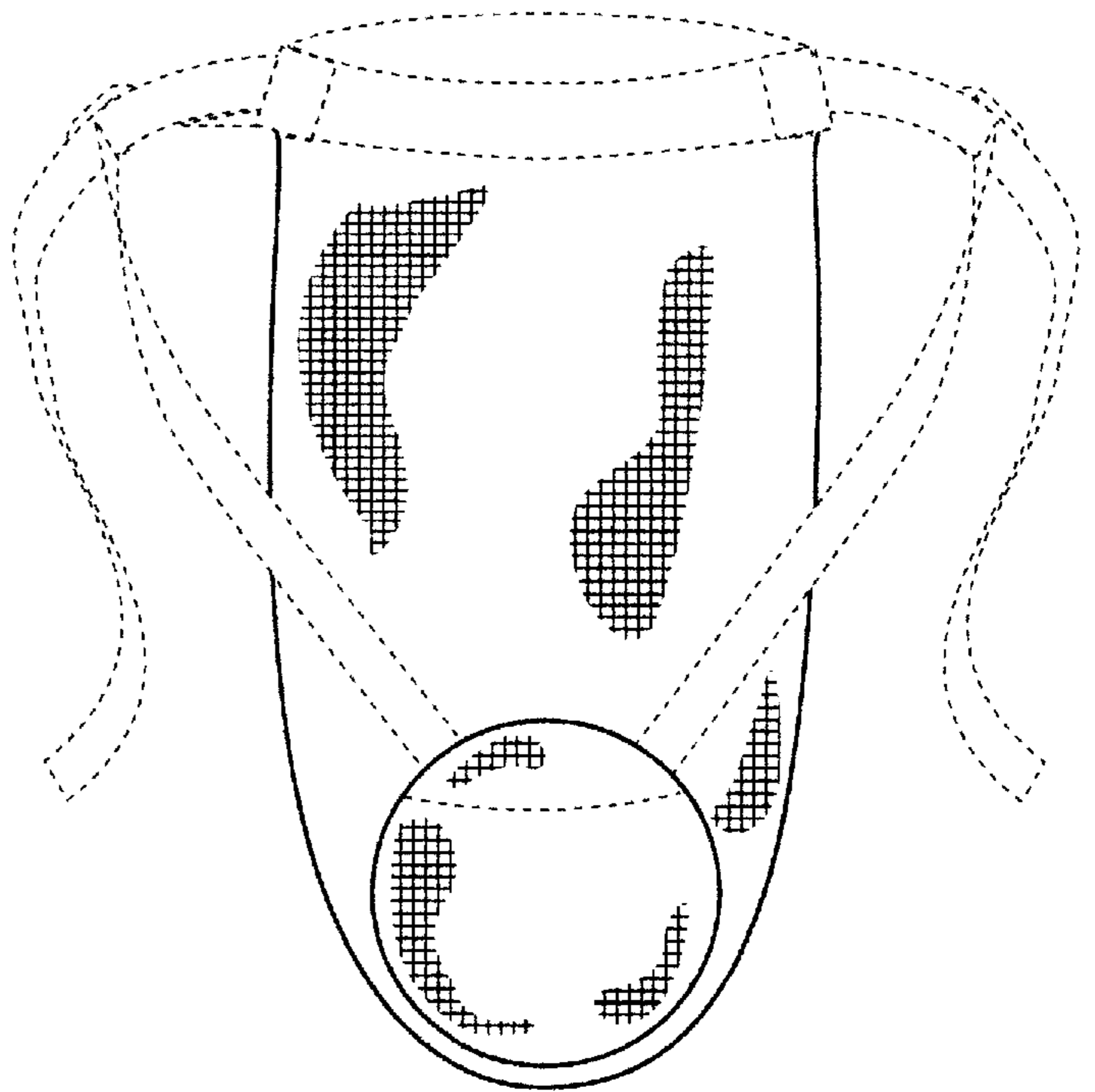


FIG. 2

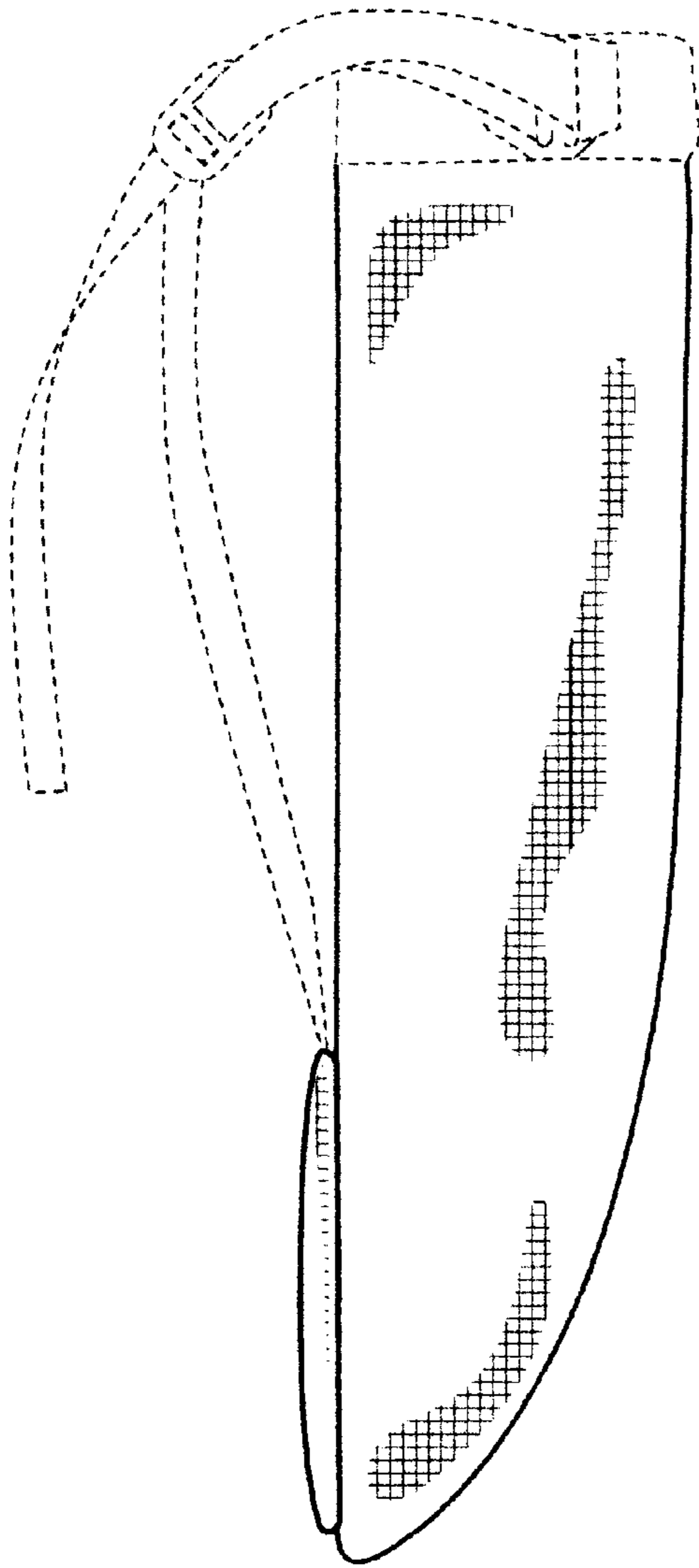


FIG. 3

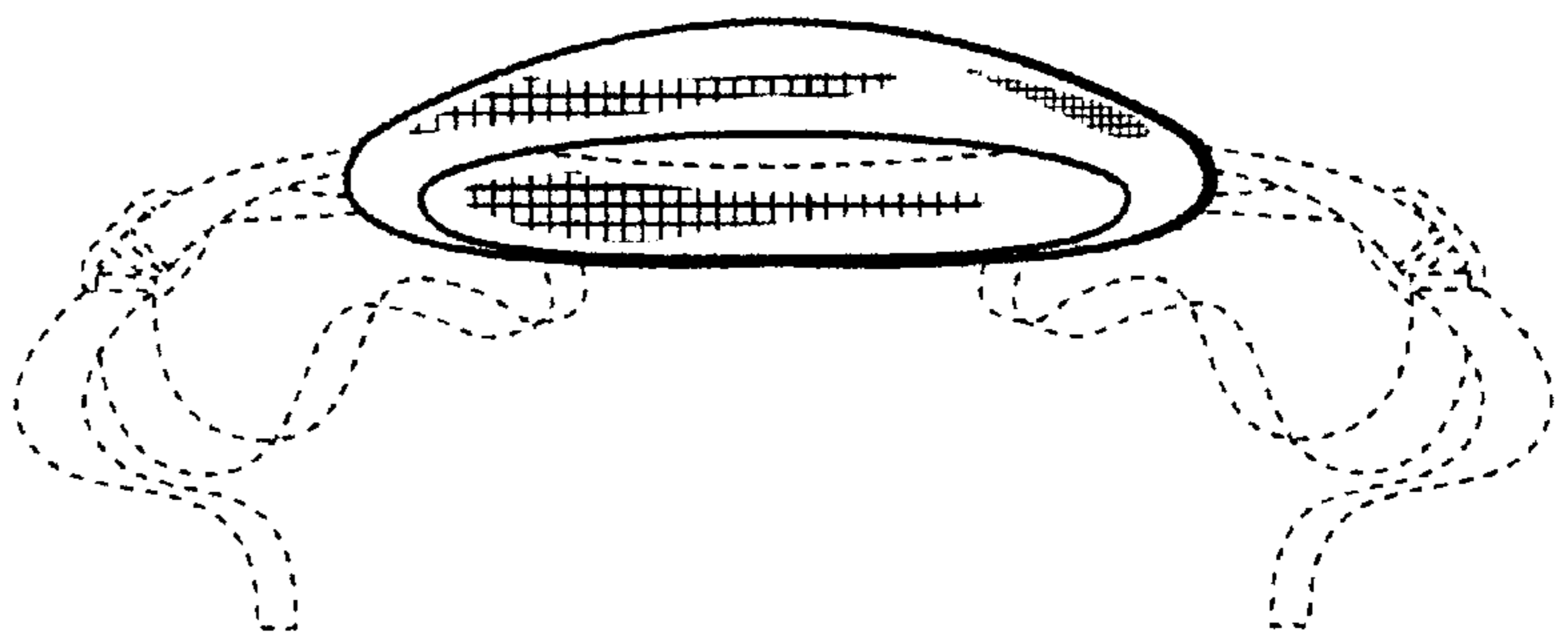


FIG. 4

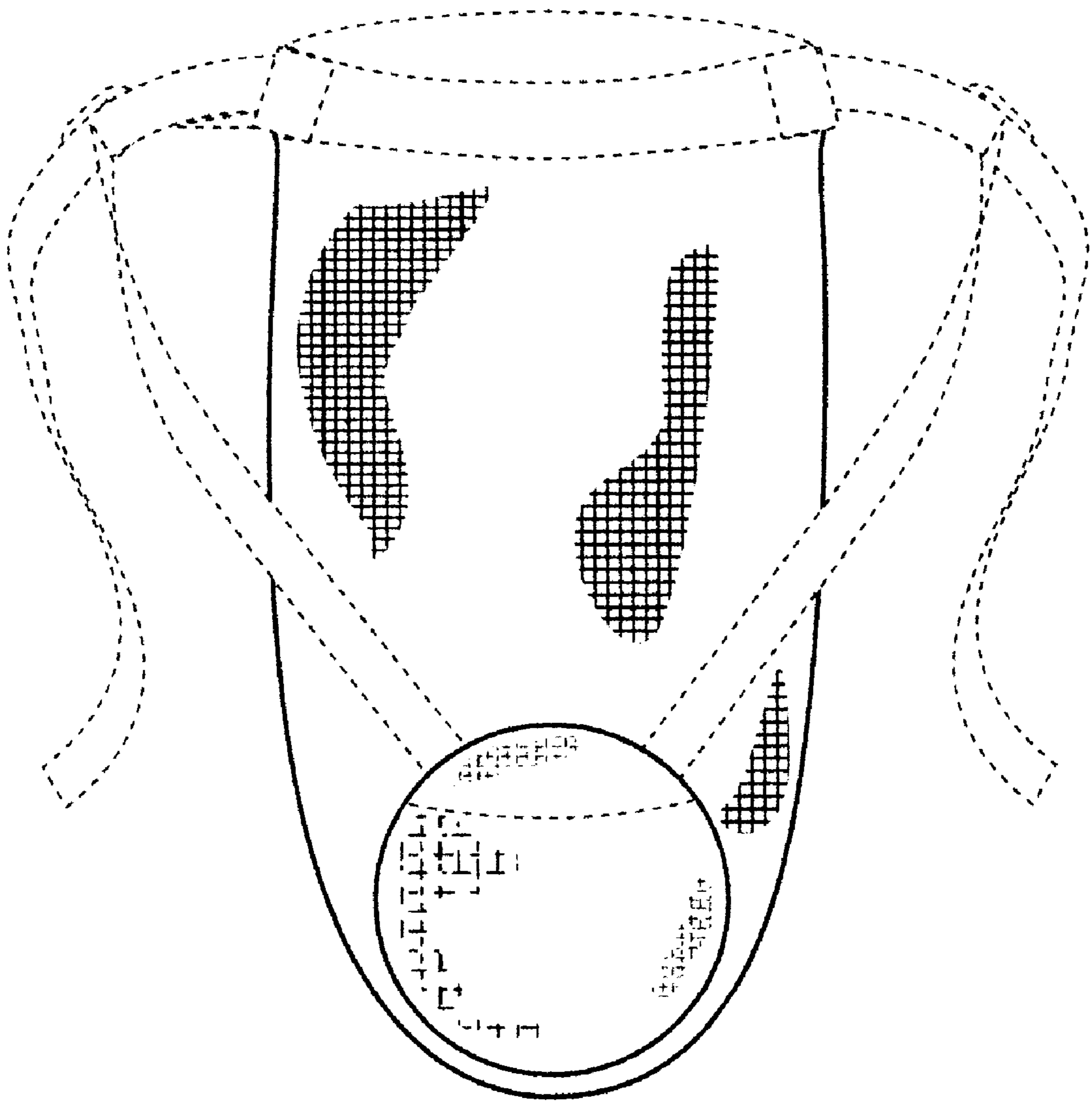


FIG. 5

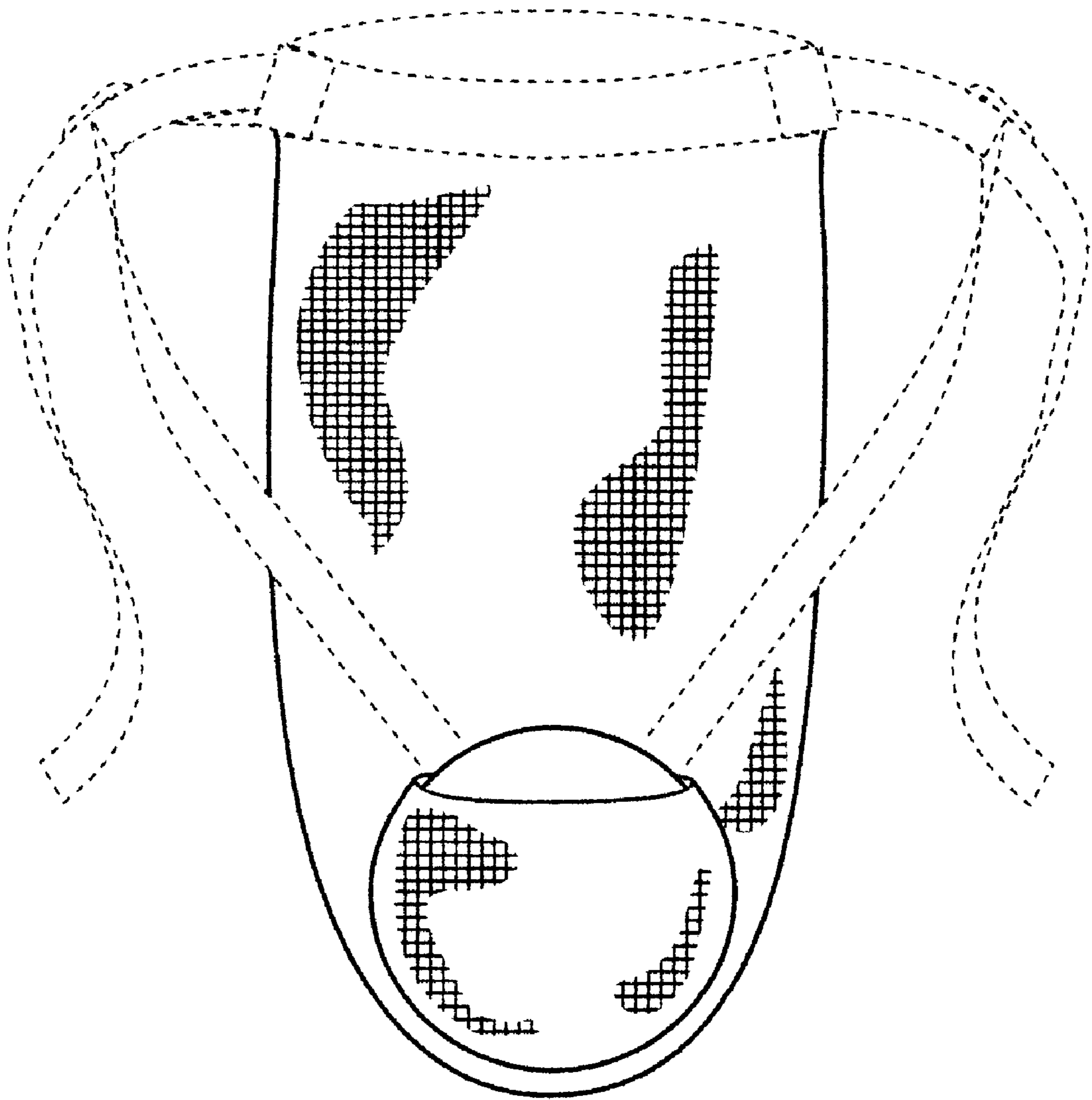


FIG. 6