



US00D448913B1

(12) **United States Design Patent**
Richardson

(10) **Patent No.: US D448,913 S**

(45) **Date of Patent: ** Oct. 9, 2001**

(54) **NECKTIE**

(76) **Inventor: Frank S Richardson, 20 Merner Ave.,
Nepean Ontario (CA), K2J 4A6**

(**) **Term: 14 Years**

(21) **Appl. No.: 29/122,119**

(22) **Filed: Apr. 20, 2000**

(51) **LOC (7) Cl. 02-05**

(52) **U.S. Cl. D2/605**

(58) **Field of Search D2/500, 600, 605;
2/145, 146, 147, 148, 149, 150**

(56) **References Cited**

U.S. PATENT DOCUMENTS

D. 239,577	*	4/1976	Slocum	D2/605
D. 301,520		6/1989	Campbell	.	
D. 320,499		10/1991	White et al.	.	
D. 420,489	*	2/2000	Walker	D2/605
1,422,758		7/1922	Goldberg	.	
1,897,333		2/1933	Resseguie	.	
2,411,753	*	11/1946	Pfau	2/148
2,495,614	*	1/1950	Vandermark	2/153
2,508,472	*	5/1950	Sully	2/145
2,523,130	*	9/1950	Manfred	D2/605

2,874,386	*	2/1959	Loomis	2/150
3,458,868	*	8/1969	Smith	D2/605 X
3,942,191		3/1976	Hunnicut	.	
4,627,113	*	12/1986	Lord	2/144
5,123,118		6/1992	Shaw	.	
5,165,112	*	11/1992	Dawes	2/150

* cited by examiner

Primary Examiner—Paula A. Mortimer

(57) **CLAIM**

The ornamental design for a necktie, as shown and described.

DESCRIPTION

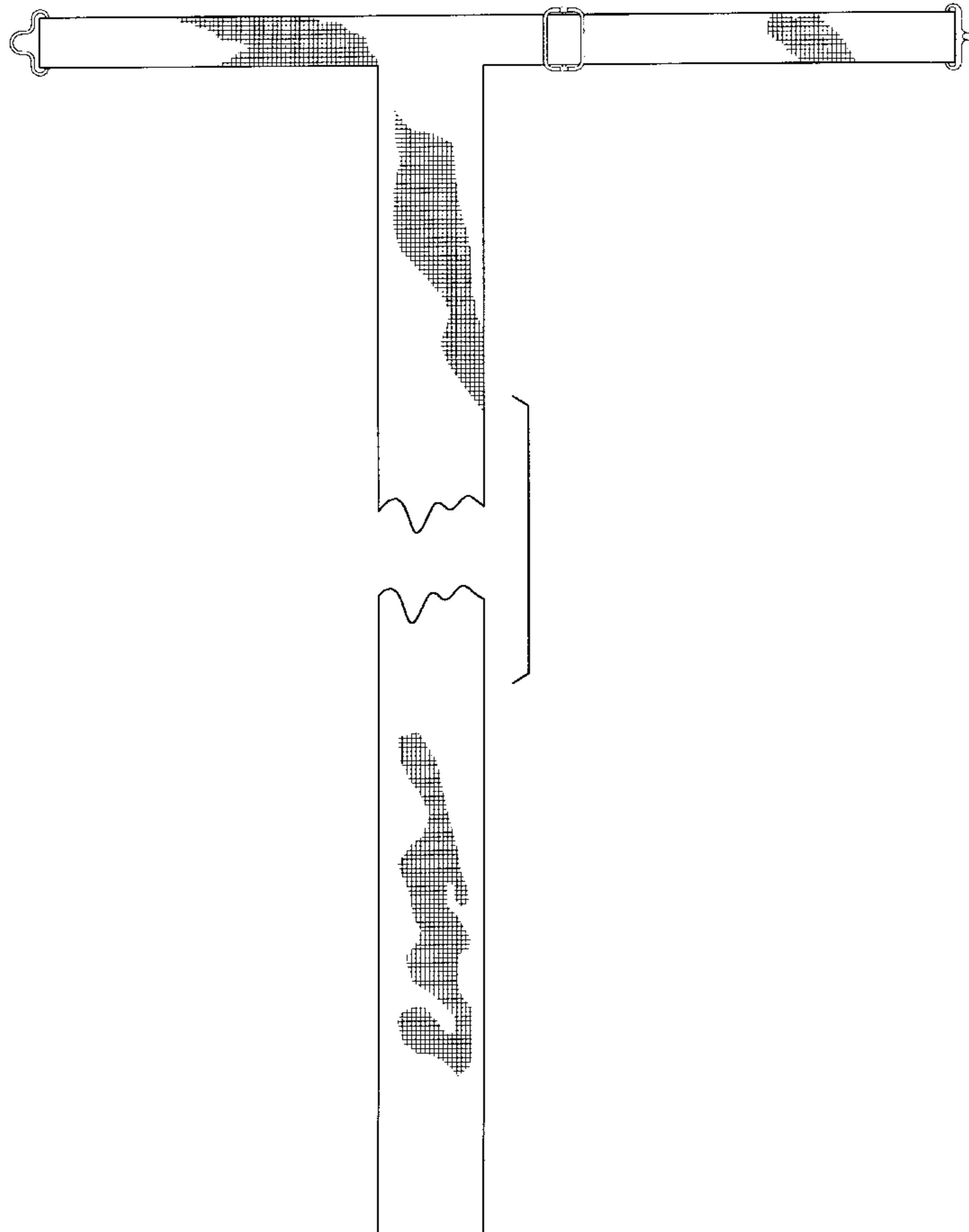
FIG. 1 is a front elevational view of a necktie showing my new design, the necktie is drawn broken away for ease of illustration;

FIG. 2 is a rear elevational view of the necktie of FIG. 1; FIG. 3 is a left side elevational view of the necktie of FIG. 1;

FIG. 4 is a right side elevational view of the necktie of FIG. 1;

FIG. 5 is a top plan view of the necktie of FIG. 1; and, FIG. 6 is a bottom plan view of the necktie of FIG. 1.

1 Claim, 4 Drawing Sheets



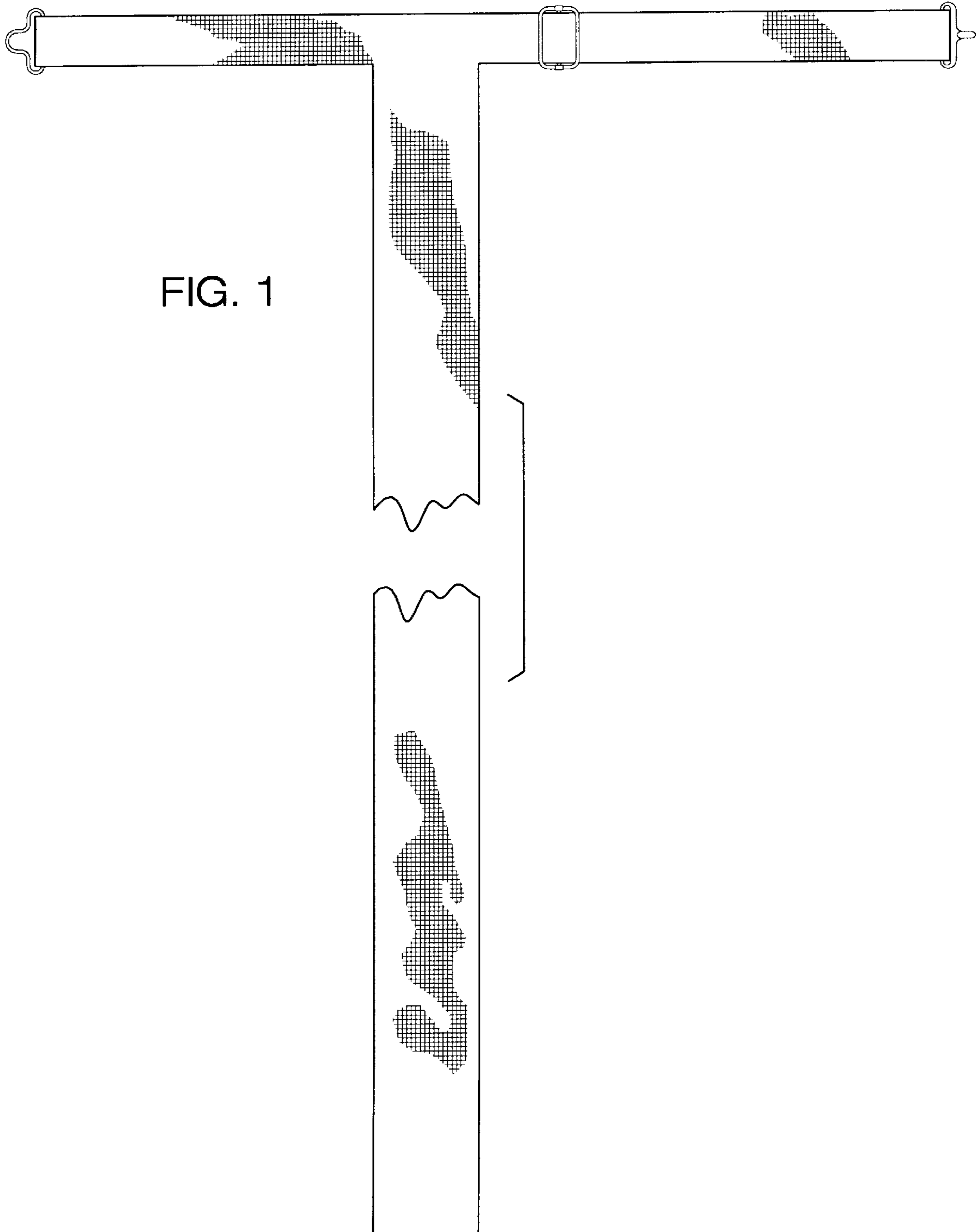


FIG. 1

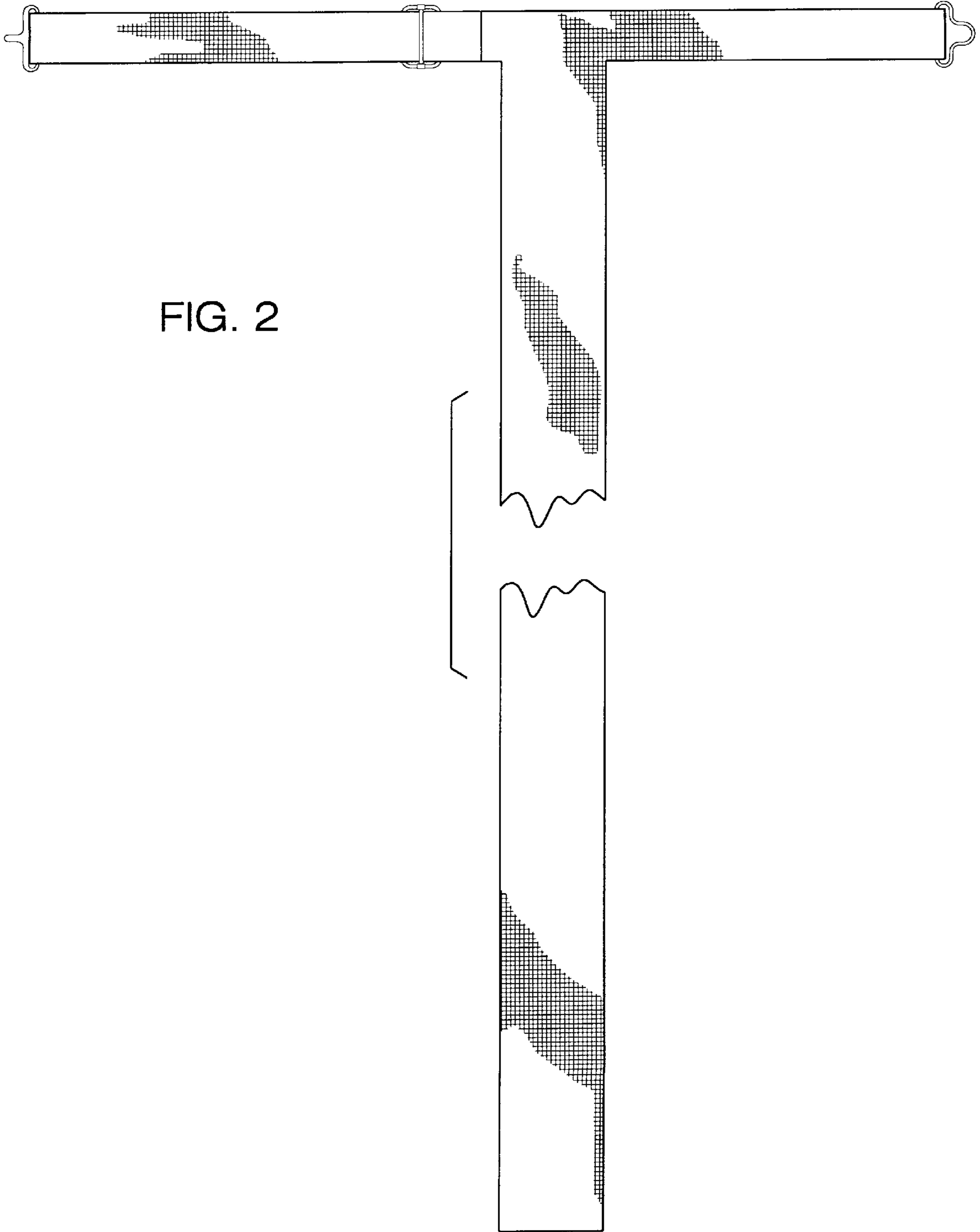


FIG. 3

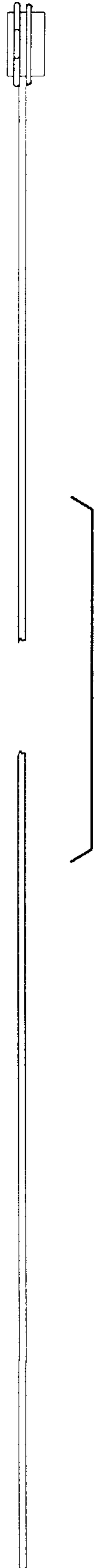
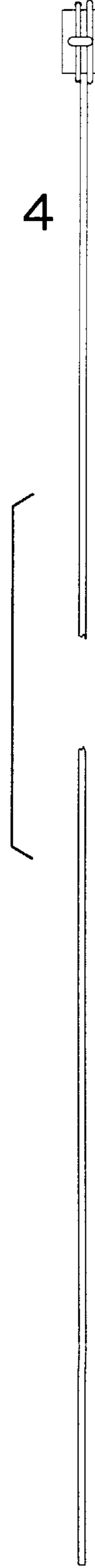


FIG. 4



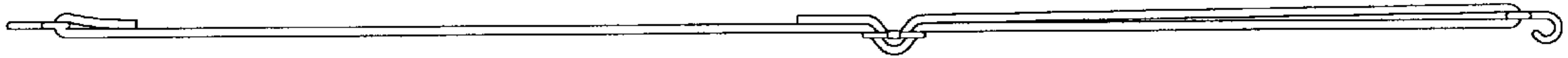


FIG. 5

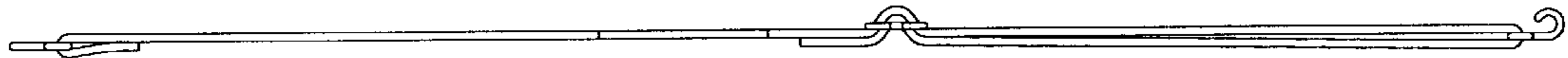


FIG. 6