



US00D448912B1

(12) **United States Design Patent**
Galbraith, Jr.

(10) **Patent No.:** **US D448,912 S**

(45) **Date of Patent:** **** Oct. 2, 2001**

(54) **COIN DISPLAY HOLDER FOR THE FIFTY STATEHOOD QUARTERS**

(76) **Inventor:** **Walter Joseph Galbraith, Jr.**, 1655 New Brunswick Ave., Sunnyvale, CA (US) 94087

(**) **Term:** **14 Years**

(21) **Appl. No.:** **29/137,168**

(22) **Filed:** **Feb. 14, 2001**

(51) **LOC (7) Cl.** **99-00**

(52) **U.S. Cl.** **D99/34**

(58) **Field of Search** D99/34, 35, 36, D99/37, 38, 43; 206/0.8, 0.81, 0.82, 0.83, 0.84; D21/341, 342, 334, 338; 273/251, 252, 236, 237, 238, 239, 282.1; D11/165, 167, 178, 179, 180

(56) **References Cited**

U.S. PATENT DOCUMENTS

D. 27,444 * 7/1897 Smith et al. D21/342

D. 273,576 * 4/1984 Millan-Perichon D11/167
D. 359,256 6/1995 Kaiser et al. .
D. 376,122 * 12/1996 Stine et al. D11/165
D. 428,680 7/2000 Hildebrand et al. .
D. 430,381 * 8/2000 Ellis et al. D99/34

* cited by examiner

Primary Examiner—Paula A. Mortimer

(74) *Attorney, Agent, or Firm*—Robert Charles Hill

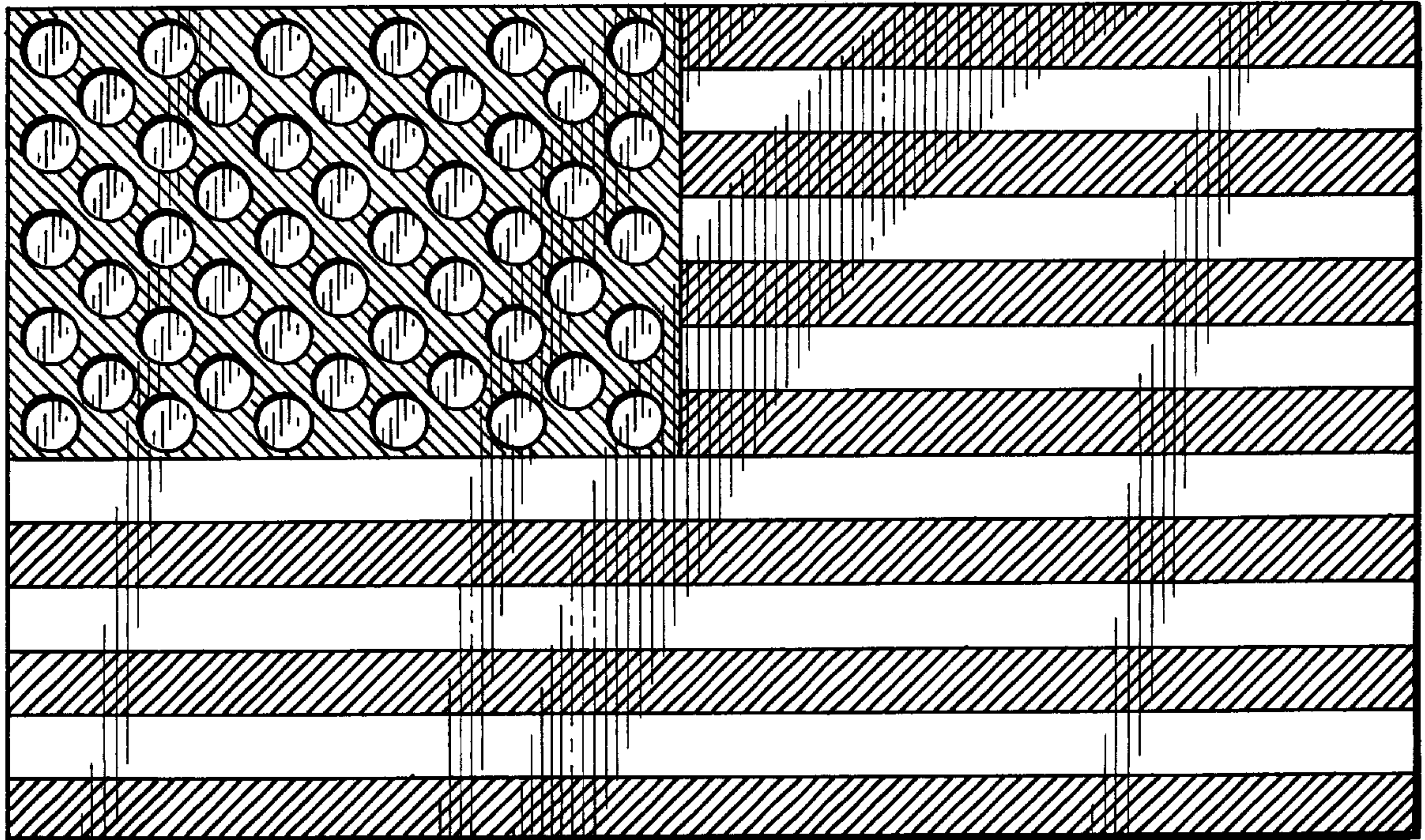
(57) **CLAIM**

The ornamental design for coin display holder for the fifty statehood quarters, as shown and described.

DESCRIPTION

FIG. 1 is a front view of the coin display holder for the fifty statehood quarters showing my new design; FIG. 2 is a rear view thereof; FIG. 3 is a front elevational view thereof, the back elevational view being a mirror image; and, FIG. 4 is a right side view thereof, the left side view being a mirror image.

1 Claim, 2 Drawing Sheets



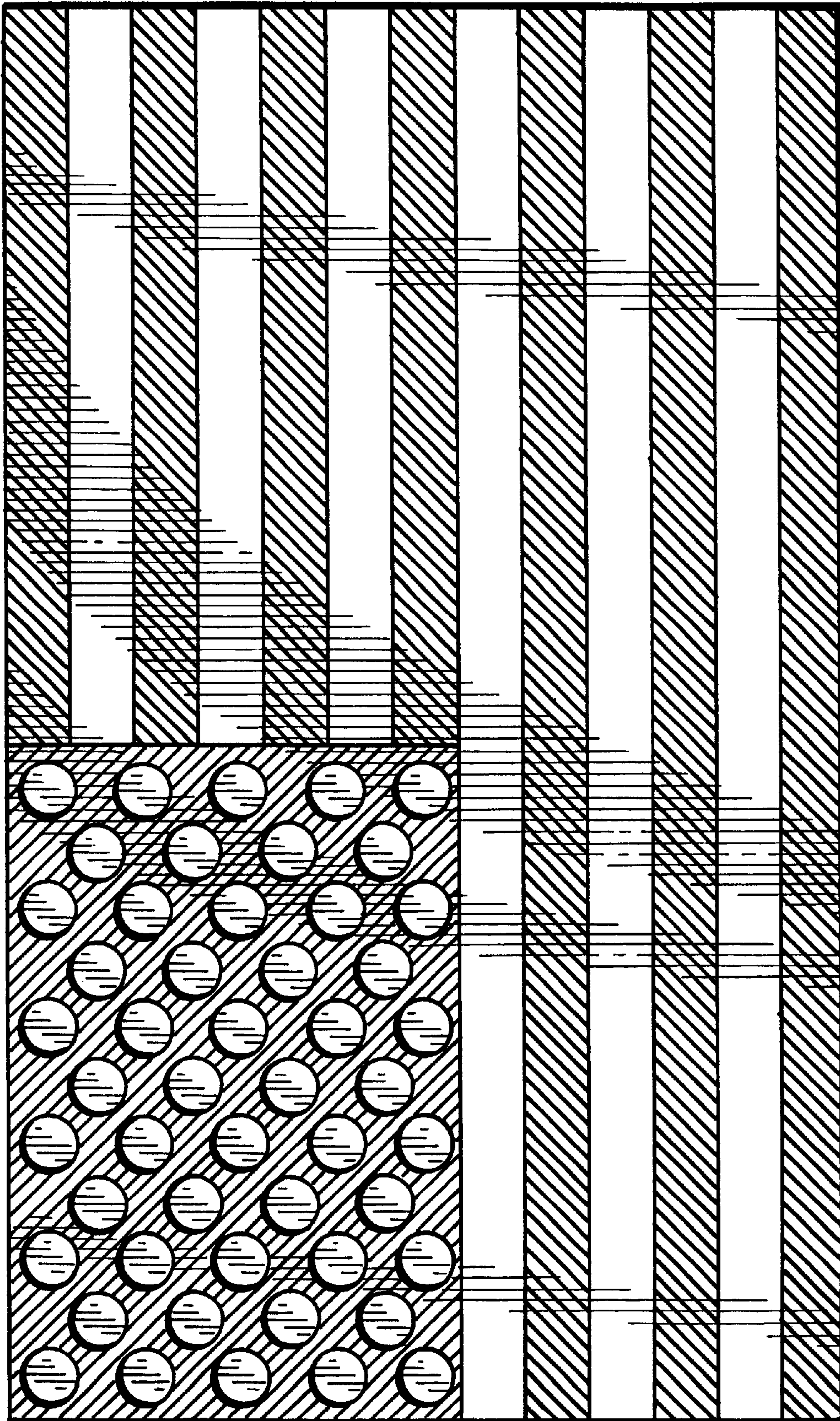


FIG. 1



FIG. 4




FIG. 2



FIG. 3